

IRSAP heat

RADIATORS

Catalogue **2023**



IRSAP

EVERY HOME IS MUCH MORE THAN A HOUSE, IT IS A MIRROR OF ITS INHABITANTS.

There is no vase, piece of furniture or decoration that does not represent the personality and tastes of its owners, because even the smallest ornament creates the right atmosphere. But the atmosphere within the four walls of a flat or villa is also made up of warmth, in the true sense of the word, and air. And these elements can give character to the interior as much as a beautiful chandelier or a luxuriant plant.

This is why IRSAP has made an often neglected element of the home, such as a radiator or a ventilation system,

modular, versatile and special: to allow anyone to add a personalised design solution in every room, in line with their needs, that can create and maintain the ideal climate they like.

IRSAP products combine functionality and modularity with aesthetics, without losing sight of product reliability, with a strong drive for technological innovation and respect for the environment. IRSAP offers a host of solutions and services designed to give people one more reason to feel good in their own homes.

OUR WORLD.

Sustainability and **energy saving** are two issues that have become increasingly important to us, driving us to innovate continuously in our production and in the way we think about our products.

We appeal to those who, like us, want to reduce their environmental impact and leave the world a better place than when they found it. This is why IRSAP offers

products that work with the most modern generators and are able to self-regulate in order to reduce consumption and consequently the environmental impact.

For IRSAP, the seed of great change lies in small everyday gestures.



ALPHABETICAL INDEX

Hydraulic Radiators

Model	Pag.	Product Range
Ares	256	Bathroom Radiators
Ares Chrome-plated	258	Chrome-plated Radiators
Arpa 12 Vertical	34	ARPA Radiators
Arpa 12 Horizontal	36	ARPA Radiators
Arpa 12_2 Vertical	38	ARPA Radiators
Arpa 12_2 Horizontal	40	ARPA Radiators
Arpa 18 Vertical	42	ARPA Radiators
Arpa 18 Horizontal	44	ARPA Radiators
Arpa 18_2 Vertical	46	ARPA Radiators
Arpa 18_2 Horizontal	48	ARPA Radiators
Arpa 23 Vertical	50	ARPA Radiators
Arpa 23 Horizontal	52	ARPA Radiators
Arpa 23_2 Vertical	54	ARPA Radiators
Arpa 23_2 Horizontal	56	ARPA Radiators
Bella	278	Stainless Steel Radiators
Blues	272	Stainless Steel Radiators
Dedalo	142	Design Radiators
Ellipsis_B	158	Bathroom Radiators
Ellipsis_V Vertical	84	ELLIPSIS Radiators
Ellipsis_H Horizontal	86	ELLIPSIS Radiators
Ellipsis_V 2 Vertical	88	ELLIPSIS Radiators
Ellipsis_H 2 Horizontal	90	ELLIPSIS Radiators
Face_Air	126	Design Radiators
Face Zero_Air	128	Design Radiators
Filo	242	Bathroom Radiators
Flauto	202	Bathroom Radiators
Flauto 2	204	Bathroom Radiators
Flauto Chrome-plated	206	Chrome-plated Radiators
Funky_S Air Mix N	196	Bathroom Radiators
Funky_S N	194	Bathroom Radiators
Get Up Air Mix	162	Bathroom Radiators
Get Up	160	Bathroom Radiators
It Is	138	Design Radiators
Jazz_S Air Mix N	180	Bathroom Radiators

Model	Pag.	Product Range
Jazz_S N	178	Bathroom Radiators
Kart	248	Bathroom Radiators
Kart 2 N	250	Bathroom Radiators
Like	174	Bathroom Radiators
M'ama	140	Design Radiators
Marea N	254	Bathroom Radiators
Minuette	282	Stainless Steel Radiators
Net Air Mix	236	Bathroom Radiators
Net	234	Bathroom Radiators
Novo	222	Bathroom Radiators
Novo Chrome-plated	224	Chrome-plated Radiators
Novo Cult	168	Bathroom Radiators
Novo Cult Chrome-plated	170	Chrome-plated Radiators
Oasi N	252	Bathroom Radiators
Oddo	172	Bathroom Radiators
Orimono	114	Design Radiators
Page	156	Bathroom Radiators
Piano Vertical	72	PIANO Radiators
Piano Horizontal	74	PIANO Radiators
Piano 2 Vertical	76	PIANO Radiators
Piano 2 Horizontal	78	PIANO Radiators
Quadraqua	150	Design Radiators
Quadré	230	Bathroom Radiators
Relax Immagina	102	RELAX Radiators
Relax Over Power	96	RELAX Radiators
Relax Power	94	RELAX Radiators
Relax Renova	98	RELAX Radiators
Rigo	176	Bathroom Radiators
Sax Vertical	60	SAX Radiators
Sax Horizontal	62	SAX Radiators
Sax 2 Vertical	64	SAX Radiators
Sax 2 Horizontal	66	SAX Radiators
Sequenze	146	Design Radiators

Model	Pag.	Product Range
Soul_S Air Mix N	188	Bathroom Radiators
Soul_S N	186	Bathroom Radiators
Step_B	134	Design Radiators
Step_H	132	Design Radiators
Step_V	130	Design Radiators
Stilé	276	Stainless Steel Radiators
Tesi Clean	24	TESI Tubular Radiators
Tesi Chrome-plated	118	Design Radiators
Tesi Join	122	Design Radiators
Tesi Memory	120	Design Radiators
Tesi Runner	124	Design Radiators
Tesi 2	14	TESI Tubular Radiators
Tesi 3	16	TESI Tubular Radiators
Tesi 4	18	TESI Tubular Radiators
Tesi 5	20	TESI Tubular Radiators
Tesi 6	22	TESI Tubular Radiators
Tesi 3, 4, 5, 6 Bench H.	28	TESI Tubular Radiators
Tesi 4, 5, 6 Bench V.	26	TESI Tubular Radiators
Tolé	274	Stainless Steel Radiators
Vela	244	Bathroom Radiators
Venus	264	Bathroom Radiators
Venus Chrome-plated	266	Chrome-plated Radiators
Xilo Air Mix	216	Bathroom Radiators
Xilo	212	Bathroom Radiators
Xilo 2	214	Bathroom Radiators

Electrical Radiators

Model	Pag.	Product Range
Ares Chrome-plated El.	262	Electric Radiators
Ares Electric	260	Electric Radiators
Bella Electric	280	Electric Radiators
Dedalo Electric	144	Electric Radiators
Flauto Chrome-plated El.	210	Electric Radiators
Flauto Electric	208	Electric Radiators
Flèche Air Electric	286	Electric Radiators
Funky_S Air Electric N	200	Electric Radiators
Funky_S Electric N	198	Electric Radiators
Get Up Air Electric	166	Electric Radiators
Get Up Electric N	164	Electric Radiators
Jazz_S Air Electric N	184	Electric Radiators
Jazz_S Electric N	182	Electric Radiators
Minuette Electric	284	Electric Radiators
Net Air Electric	240	Electric Radiators
Net Electric	238	Electric Radiators
Novo Chrome-plated El.	228	Electric Radiators
Novo Electric	226	Electric Radiators
Origin Electric N	108	Electric Radiators
Orimono Electric	116	Electric Radiators
Piano Electric	80	Electric Radiators
Polygon H. Electric	112	Electric Radiators
Polygon V. Electric	110	Electric Radiators
Quadraqua Electric	152	Electric Radiators
Quadré Electric	232	Electric Radiators
Relax Electric	104	Electric Radiators
Sax Electric	68	Electric Radiators
Sequenze Electric	148	Electric Radiators
Soul_S Air Electric N	192	Electric Radiators
Soul_S Electric N	190	Electric Radiators
Step_E Electric	136	Electric Radiators
Tesi 3 EH Electric	30	Electric Radiators
Vela Electric	246	Electric Radiators
Venus Chrome-plated El.	270	Electric Radiators
Venus Electric	268	Electric Radiators
Xilo Air Electric	220	Electric Radiators
Xilo Electric	218	Electric Radiators

N = New product / Extension of range or finishes

KEY TO THE ICONS



Eco compatible product
(Reg. 2015/1188)



Low temperature



New products



10-year Warranty



Radiator with domestic
hot water system



Hydraulic radiator



Hydraulic radiator
available



Hydraulic radiator
with booster



Hydraulic radiator
available with booster



Electric radiator



Electric radiator
available



Electric radiator
available with booster



Electric radiator
available with booster



Valves
included

INDEX

TESI	P. 11
ARPA	P. 33
SAX	P. 59
PIANO	P. 71
ELLIPSIS	P. 83
RELAX	P. 93
DESIGN RADIATORS	P. 107
BATHROOMS RADIATORS	P. 154
TECHNICAL INFORMATIONS	P. 288



TESI

Tubular Radiators

Classic and modern come together to create a radiator that meets every need. Special design suits TESI particularly to work in low temperature systems. A 10-year warranty is reserved for the entire TESI range since 2010.

ONE RANGE, INFINITE POSSIBILITIES.

**5 depths, 27 heights,
unlimited lengths:
over 200,000
installation solutions.**

TESI Termoarredatori® are the most functional, modular and elegant system for heating a room. With their modern shapes and simple lines, they adapt to any type of furnishing and, thanks to their extreme modularity, can be the right solution for any need.

Studied in detail, even invisible ones.

The manufacturing process, which is completely automated by laser, guarantees that TESI Termoarredatori® not only have an aesthetically pleasing profile down to the smallest detail, but that there is no residual material inside.

With a single pass of the laser beam, the components are

perfectly welded together, eliminating the formation of particles potentially harmful to the system.

Ideal for renovations.

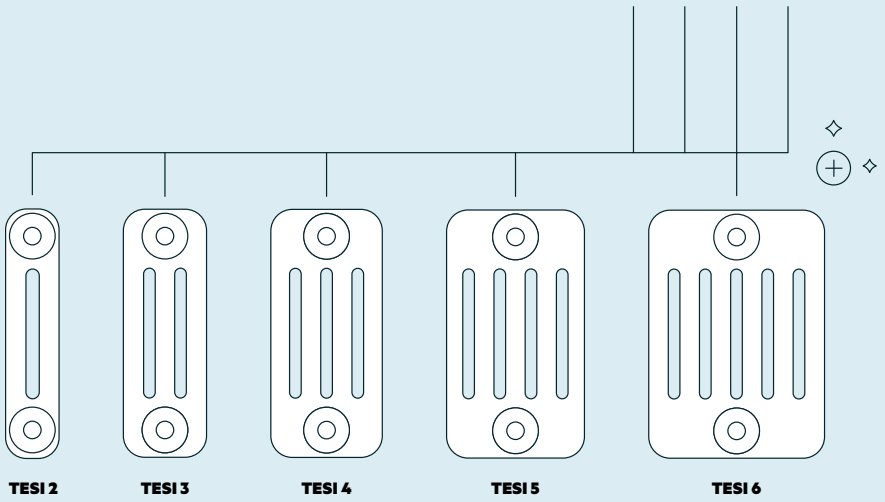
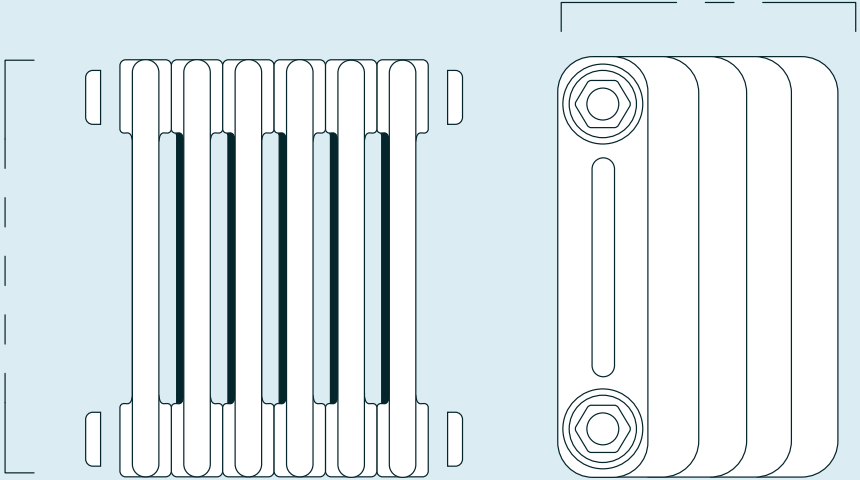
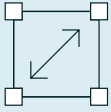
Thanks to their modularity, TESI Termoarredatori® meet all aesthetic and structural requirements, adapting perfectly to any type of wall, large or small. A unique solution especially for renovations.



Thanks to strict quality control throughout the production cycle, TESI Termoarredatori® have always been synonymous with efficiency and reliability.

The high pressure testing of each item produced guarantees impeccable water-tightness in all conditions of use. As well as guaranteeing a perfect weld and therefore an exceptional water-tightness, the laser welding process fully optimises painting operations, favouring the distribution of the powder uniformly and without imperfections on every point of the product.

This is why, since 2010, Irsap has been guaranteeing the TESI radiator for 10 years regarding painting and hydraulic sealing.



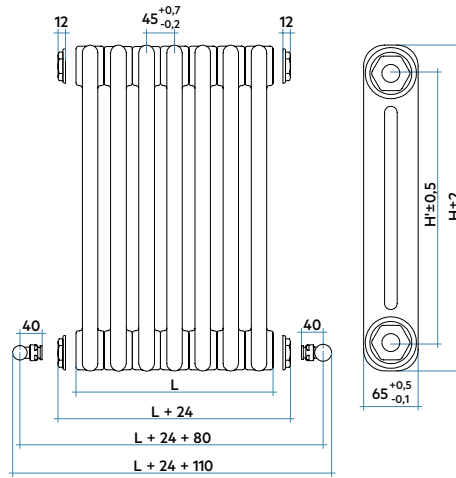
TESI 2



12 elements, heights 1800 mm, length 54,0 mm, Graphite Black finish (Cod. 18), Configuration cod. 02.

TESI radiators represent the most functional, modular and elegant system for heating all environments. Thanks to the rounded shapes, which minimize the risk of accidents, they can also be placed in public places,

institutions, schools and hospitals. TESI 2 has a depth of 65 mm and heights from 200 to 2500 mm.



Industrie Radiatori
 S.p.A. - Via S. Felice 10 - 37060
 Montebelluna (TV) - Italy
 www.irsap.it



Thermal Power

Model	Depth	Height	Conn. centre	Weight	Cap.	Thermal Power				Exp.	
						$\Delta t=50^{\circ}\text{C}$	$\Delta t=40^{\circ}\text{C}$	$\Delta t=30^{\circ}\text{C}$	$\Delta t=20^{\circ}\text{C}$		
	mm	H mm	H' mm	Kg	lt	Btu/h	Watt	Watt (*)	Watt	n.	
200	65	200	127	0,37	0,32	43,8	14,9	11,3	7,9	4,7	1,250
300	65	300	235	0,51	0,40	68,8	23,4	17,8	12,4	7,5	1,240
350	65	350	285	0,58	0,44	78,6	26,8	20,3	14,2	8,6	1,240
365	65	365	300	0,61	0,45	81,5	27,8	21,1	14,7	8,9	1,240
400	65	400	335	0,66	0,48	88,3	30,1	22,8	15,9	9,6	1,250
450	65	450	385	0,73	0,51	97,9	33,4	25,2	17,6	10,6	1,250
500	65	500	435	0,80	0,55	107,5	36,6	27,7	19,3	11,6	1,250
535	65	535	470	0,85	0,58	114,2	38,9	29,4	20,5	12,3	1,260
550	65	550	485	0,87	0,59	117,1	39,9	30,1	21,0	12,6	1,260
565	65	565	500	0,89	0,60	120,0	40,9	30,9	21,5	12,9	1,260
600	65	600	535	0,95	0,63	126,6	43,1	32,6	22,6	13,6	1,260
650	65	650	585	1,02	0,67	136,2	46,4	35,0	24,3	14,5	1,270
665	65	665	600	1,04	0,68	139,0	47,4	35,7	24,8	14,8	1,270
685	65	685	620	1,07	0,70	142,8	48,7	36,7	25,4	15,2	1,270
750	65	750	685	1,16	0,75	155,2	52,9	39,8	27,6	16,4	1,270
765	65	765	700	1,18	0,76	158,0	53,9	40,5	28,1	16,7	1,280
815	65	815	750	1,26	0,80	167,6	57,1	42,9	29,7	17,7	1,280
865	65	865	800	1,33	0,84	177,1	60,4	45,3	31,3	18,6	1,280
885	65	885	820	1,36	0,85	181,0	61,7	46,3	32,0	19,0	1,290
900	65	900	835	1,38	0,87	183,9	62,7	47,0	32,5	19,3	1,290
1000	65	1000	935	1,52	0,95	203,1	69,2	51,9	35,7	21,1	1,290
1200	65	1200	1135	1,81	1,11	242,1	82,5	61,6	42,3	24,9	1,310
1500	65	1500	1435	2,24	1,35	302,2	103,0	76,5	52,1	30,4	1,330
1800	65	1800	1735	2,69	1,58	364,7	124,3	92,4	63,0	36,8	1,330
2000	65	2000	1935	3,01	1,72	407,9	139,0	103,6	70,9	41,5	1,320
2200	65	2200	2135	3,32	1,86	452,3	154,2	115,1	79,0	46,5	1,310
2500	65	2500	2435	3,79	2,08	521,7	177,8	133,2	91,8	54,4	1,290

(*) Thanks to the high performance of Irsap TESI 2 radiators, the ideal Δt for low temperature projects is Δt at 30°C .

For Δt different from 50°C use the formula:
 $Q = Q_n (\Delta t / 50)^n$

Finishes available: see pag. 306.

- Maximum working pressure 10 bar
- Maximum working temperature 95°C

TESI 3



14 elements, height 1865 mm, length 630 mm. Ivory finish (cod. 02). Configuration cod. 02.

The TESI 3 radiator is the three column version of the TESI range, with a depth of 101 mm. Thanks to the rounded shapes, which minimize the risk of accidents, TESI radiators can also be installed in

public places, institutions, schools and hospitals. TESI 3 develops with heights from 200 to 2500 mm.

TESI 4



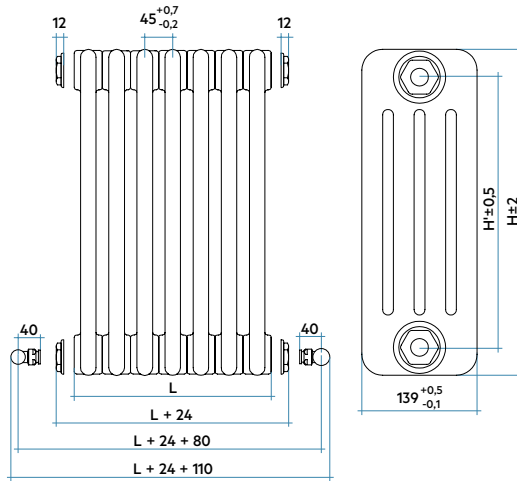
30 elements, height 565 mm., length 1350 mm. Flame Red finish (cod. 7D). Configuration cod. 02.

Thanks to the four columns and high performance, TESI 4 is suitable for environments that require high caloric power.

The TESI radiators represent the most functional,

modular and elegant system for heating all environments.

TESI 4 has a depth of 139 mm and heights from 200 to 2500 mm.



Sertificat de Conformitate
 CE
 Conformitatea produsului este atestată în conformitate cu
 EN 442-1
 www.irsap-e.com



Thermal Power

Model	Depth	Height	Conn. centre	Weight	Cap.	Thermal Power				Exp.	
						$\Delta t=50^{\circ}\text{C}$	$\Delta t=40^{\circ}\text{C}$	$\Delta t=30^{\circ}\text{C}$	$\Delta t=20^{\circ}\text{C}$		
	mm	H mm	H' mm	Kg	lt	Watt	Watt	Watt (*)	Watt	n.	
200	139	200	127	0,69	0,60	76,2	26,0	19,3	13,2	7,7	1,326
300	139	300	235	1,00	0,75	123,5	42,1	31,8	22,1	13,3	1,258
350	139	350	285	1,14	0,83	142,0	48,4	36,5	25,4	15,2	1,265
365	139	365	300	1,19	0,85	147,5	50,3	37,9	26,3	15,7	1,267
400	139	400	335	1,29	0,91	160,3	54,6	41,1	28,5	17,0	1,272
450	139	450	385	1,43	0,99	178,4	60,8	45,7	31,6	18,8	1,279
500	139	500	435	1,58	1,07	196,3	66,9	50,2	34,7	20,6	1,286
535	139	535	470	1,68	1,12	208,8	71,2	53,3	36,8	21,8	1,291
550	139	550	485	1,72	1,15	214,1	73,0	54,7	37,7	22,3	1,293
565	139	565	500	1,76	1,17	219,4	74,8	56,0	38,6	22,8	1,296
600	139	600	535	1,87	1,23	231,8	79,0	59,1	40,6	24,0	1,300
650	139	650	585	2,01	1,30	249,3	85,0	63,5	43,6	25,6	1,307
665	139	665	600	2,05	1,33	254,5	86,7	64,8	44,4	26,1	1,310
685	139	685	620	2,11	1,36	261,5	89,1	66,5	45,6	26,8	1,312
750	139	750	685	2,30	1,46	284,0	96,8	72,1	49,3	28,8	1,322
765	139	765	700	2,34	1,49	289,2	98,6	73,3	50,1	29,3	1,324
815	139	815	750	2,48	1,57	306,4	104,4	77,6	52,9	30,9	1,331
865	139	865	800	2,63	1,64	323,5	110,3	81,8	55,7	32,4	1,338
885	139	885	820	2,69	1,68	330,4	112,6	83,5	56,8	33,0	1,341
900	139	900	835	2,73	1,70	335,5	114,3	84,7	57,6	33,4	1,343
1000	139	1000	935	3,02	1,86	369,4	125,9	93,4	63,5	36,9	1,340
1200	139	1200	1135	3,60	2,17	436,6	148,8	110,5	75,2	43,8	1,335
1500	139	1500	1435	4,48	2,63	535,9	182,6	135,8	92,7	54,1	1,328
1800	139	1800	1735	5,35	3,11	633,9	216,0	160,9	110,0	64,4	1,321
2000	139	2000	1935	5,92	3,44	698,7	238,1	177,5	121,5	71,3	1,317
2200	139	2200	2135	6,50	3,76	763,0	260,0	194,0	133,0	78,1	1,312
2500	139	2500	2435	7,36	4,25	859,1	292,8	218,8	150,2	88,5	1,306

(*) Thanks to the high performance of Irsap TESI 4 radiators, the ideal Δt for low temperature projects is Δt at 30°C .

For Δt different from 50°C use the formula:
 $Q=Q_n (\Delta t / 50)^n$

Finishes available: see pag. 306.

- Maximum working pressure 10 bar
- Maximum working temperature 95°C

TESI 5



12 elements, height 1800 mm, length 540 mm, Quartz 1 finish (cod. 1C), Configuration cod. 02.

The TESI radiators represent the most functional, modular and elegant system for heating all environments. Thanks to the five columns and high performance,

TESI 5 is suitable for environments that require high caloric power. TESI 5 has a depth of 177 mm and heights from 200 to 2500 mm.

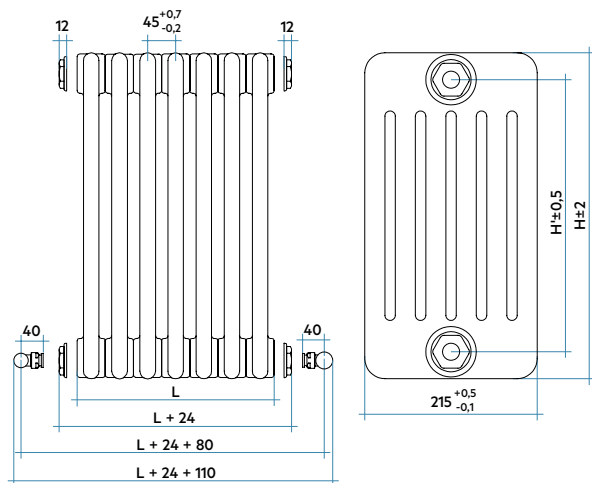
TESI 6



25 elements, height 500 mm, length 1125 mm. Edelweiss white finish (cod. 34). Configuration cod. 02.

With its six columns, TESI 6 is the version of the TESI range that provides the highest caloric intake. The TESI radiators represent the most functional, modular and elegant system for heating all environments, even

large ones. TESI 6 has a depth of 215 mm and heights from 200 to 2500 mm.



Serravallo, Contrasto Tecnico
 S.p.A. - Via Serravallo, 10
 37060 Serravallo (Verona) - Italy
 Tel. +39 0445 400111 - Fax +39 0445 400112
 www.irsap.it - e-mail: info@irsap.it

CE 01
 EN442-1

EURO NORM
EN 442

Thermal Power

Model	Depth	Height	Conn. centre		Weight	Cap.	Δt=50°C				Exp.
			H' mm	H mm			Watt	Watt	Watt (*)	Watt	
200	215	200	127	0,97	0,86	109,7	37,4	27,5	18,5	10,6	1,374
300	215	300	235	1,35	1,13	178,1	60,7	45,5	31,4	18,6	1,293
350	215	350	285	1,53	1,25	204,3	69,6	52,1	35,8	21,1	1,302
365	215	365	300	1,58	1,29	212,2	72,3	54,0	37,1	21,9	1,304
400	215	400	335	1,71	1,38	230,2	78,5	58,6	40,2	23,6	1,310
450	215	450	385	1,89	1,50	255,8	87,2	65,0	44,4	26,0	1,319
500	215	500	435	2,06	1,63	281,1	95,8	71,2	48,6	28,4	1,327
535	215	535	470	2,19	1,71	298,7	101,8	75,6	51,5	30,0	1,333
550	215	550	485	2,24	1,75	306,1	104,3	77,4	52,7	30,7	1,336
565	215	565	500	2,29	1,79	313,6	106,9	79,3	54,0	31,4	1,339
600	215	600	535	2,42	1,88	331,0	112,8	83,6	56,8	32,9	1,345
650	215	650	585	2,60	2,00	355,7	121,2	89,6	60,7	35,1	1,353
665	215	665	600	2,65	2,04	363,1	123,7	91,4	61,9	35,7	1,356
685	215	685	620	2,72	2,09	372,9	127,1	93,8	63,5	36,6	1,359
750	215	750	685	2,95	2,25	404,7	137,9	101,6	68,5	39,3	1,370
765	215	765	700	3,01	2,29	412,0	140,4	103,3	69,6	39,9	1,373
815	215	815	750	3,18	2,41	436,2	148,7	109,2	73,4	41,9	1,381
865	215	865	800	3,36	2,54	460,3	156,9	115,0	77,1	43,9	1,390
885	215	885	820	3,43	2,59	470,0	160,2	117,4	78,6	44,7	1,394
900	215	900	835	3,48	2,62	477,2	162,6	119,1	79,7	45,2	1,396
1000	215	1000	935	3,84	2,87	525,0	178,9	131,3	88,1	50,2	1,388
1200	215	1200	1135	4,89	3,33	619,8	211,2	155,5	104,8	60,1	1,371
1500	215	1500	1435	6,06	4,06	760,2	259,1	191,9	130,3	75,5	1,346
1800	215	1800	1735	7,22	4,80	899,3	306,5	227,6	155,1	90,3	1,334
2000	215	2000	1935	8,00	5,29	991,5	337,9	251,1	171,3	99,9	1,330
2200	215	2200	2135	8,78	5,78	1083,5	369,3	274,6	187,5	109,5	1,327
2500	215	2500	2435	9,94	6,51	1.221,3	416,2	309,9	211,9	124,0	1,322

(*) Thanks to the high performance of Irsap TESI 6 radiators, the ideal Δt for low temperature projects is Δt at 30°C.

For Δt different from 50°C use the formula:
Q=Qn (Δt / 50)ⁿ

Finishes available: see pag. 306.

- Maximum working pressure 10 bar
- Maximum working temperature 95°C

TESI CLEAN

spaced elements



8 elements, height 2000 mm, Quartz, 2 finish (cod. 2C), Configuration cod. 02.

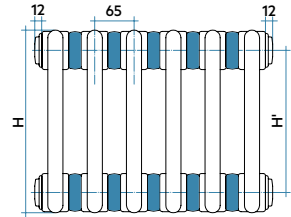
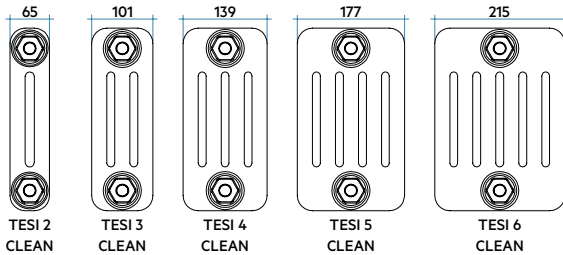
TESI CLEAN is the evolution of the historic IRSAP Tesi product. Thanks to its special structure featuring single, spaced elements, TESI CLEAN can be used in special environments such as nursing homes, schools and hospitals where the radiators must be kept particularly clean.

The main features of this product are:

- The 65 mm distance between one element and another
- The absence of corners and sharp edges
- The possibility of connection to various types of water connections (see pages 292).

TESI CLEAN

spaced elements



MAXIMUM NUMBER OF ELEMENTS SUPPLIED WELDED ON A SINGLE RADIATOR

MODEL	300	350	365	400	450	500	550	600	650	750	900	1000	1200	1500	1800	2000	2200	2500
TESI 2 CLEAN	28	28	28	28	28	28	28	28	28	28	28	28	28	26	22	22	18	18
TESI 3 CLEAN	28	28	28	28	28	28	28	28	28	28	28	28	28	22	20	20	15	15
TESI 4 CLEAN	28	28	28	28	28	28	28	28	28	28	28	28	28	18	15	15	12	12
TESI 5 CLEAN	28	28	28	28	28	28	28	28	28	28	28	28	28	15	15	15	12	12
TESI 6 CLEAN	28	28	28	28	28	28	28	28	28	25	25	25	25	15	15	15	12	12

TESI CLEAN is available in any number of columns (from 2 to 6 columns) and any height (from 300 mm to 2500mm). Thanks to its special structure with round tubes (25 mm diameter) it is also ideal for low temperature systems. The heat yields of TESI CLEAN have been measured pursuant to EN 442 technical standards.

Due to its possible applications (in schools, nursing homes and hospitals) **TESI CLEAN** can be treated with antibacterial paint. The antibacterial paint is available in Standard White (request quotation).

Finishes available: see pag. 306.

(*) Thanks to the high performance of Irsap TESI CLEAN radiators, the ideal Δt for low temperature projects is Δt at 30°C.

For Δt different from 50°C use the formula:

$$Q = Q_n (\Delta t / 50)^n$$

- Maximum working pressure 10 bar
- Maximum working temperature 95°C

TESI BENCH

vertical



TESI BENCH VERTICAL is a particular version of the classical TESI tubular radiators. It is composed of columns going from 4 up to 6 and of the following number of elements: 22, 28, 32, 36, 38, 45, 52. The lengths are from 1014 mm to 2364 mm and it is

300 mm high.
Perfect and for private installations or for public areas (gym, nursery, school...). The seat is not supplied. The technical drawing refers to TESI BENCH VERTICAL with 22 sections.

22 elements, height 302 mm, total length 1014 mm. Ivory finish (Cod. 02). Configuration cod. 08. SEAT NOT SUPPLIED

TESI BENCH

vertical

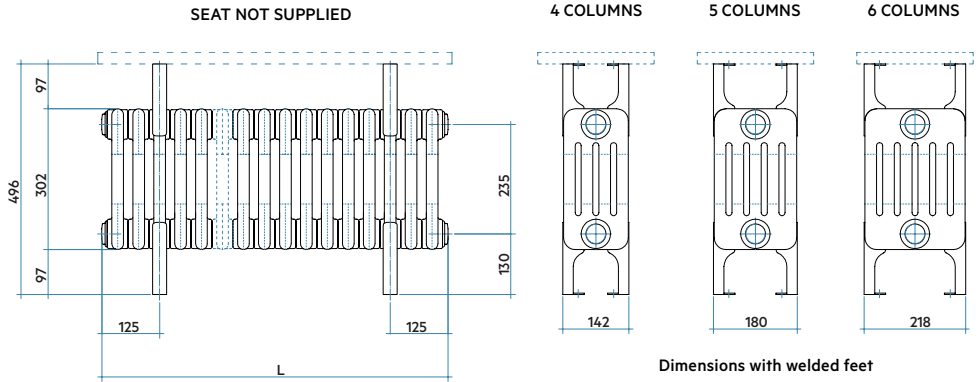


Chart for feet's positioning

Columns	n° sections	n° welded feet	Feet Position			
			1°	2°	3°	4°
4 - 5 - 6	22	2	3 rd el	20 th el	-	-
4 - 5 - 6	28	2	3 rd el	26 th el	-	-
4 - 5 - 6	32	3	3 rd el	16 th el	30 th el	-
4 - 5 - 6	36	3	3 rd el	18 th el	34 th el	-
4 - 5 - 6	38	4	3 rd el	14 th el	25 th el	36 th el
4 - 5 - 6	45	4	3 rd el	16 th el	30 th el	43 th el
4 - 5 - 6	52	4	3 rd el	18 th el	35 th el	50 th el

(*) Thanks to the high performance of Irsap TESI BENCH VERTICAL radiators, the ideal Δt for low temperature projects is Δt at 30°C.

Finishes available: see pag. 306.

For Δt different from 50°C use the formula:

$$Q = Q_n (\Delta t / 50)^\alpha$$

- Maximum working pressure 10 bar
- Maximum working temperature 95°C

TESI BENCH

horizontal



6 elements, length 1500 mm..Ivory finish (cod. 02). Configuration cod. 08. SEAT NOT SUPPLIED

TESI BENCH HORIZONTAL is a particular version of the classical TESI tubular radiators. It is composed of columns going from 3 up to 6 and of the following number of elements: 4, 5, 6, 7, 8. The seat is not supplied.

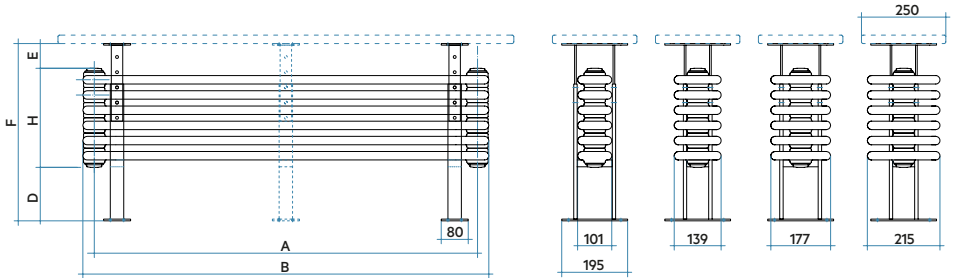
For TESI BENCH HORIZONTAL 1200 and 1500 mm length there are 2 supports; for TESI BENCH HORIZONTAL 1800, 2000, 2200 and 2500 mm there are 3 supports.

TESI BENCH

horizontal

SEAT NOT SUPPLIED

3 COLUMNS 4 COLUMNS 5 COLUMNS 6 COLUMNS



Dimensions of foot

(*) Thanks to the high performance of Irsap TESI BENCH HORIZONTAL radiators, the ideal Δt for low temperature projects is Δt at 30°C.

Finishes available: see pag. 306.

For Δt different from 50°C use the formula:
 $Q=Q_n (\Delta t / 50)^n$

- Maximum working pressure 10 bar
- Maximum working temperature 95°C

TESI 3 EH

electric



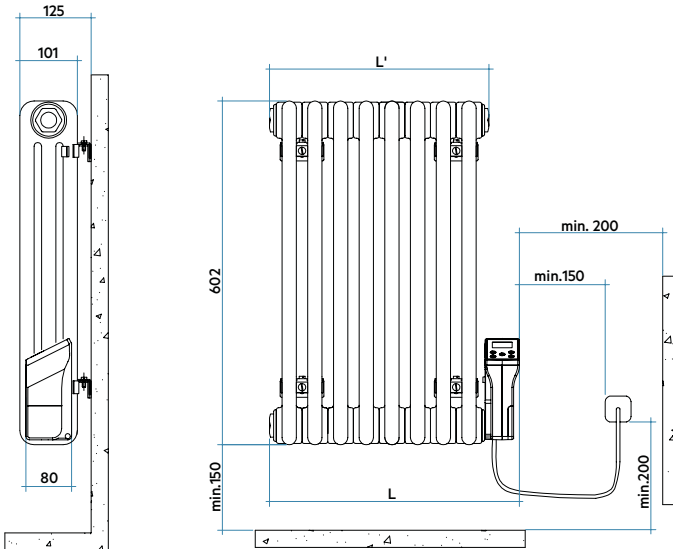
height 602 mm, length 978 mm, Standard White finish (Cod. 01).

The TESI radiator is available in the electric version with heat transfer fluid, in the 3 column version and in the height of 602.

This model represents the most functional solution where connection to the heating system is not possible, or as an integration of the same.

TESI 3 EH

electric



Model	Elements n.	Depth mm	Height H mm	Total Length L mm	Length L' mm	Weight (*) Kg	Electric Power Watt
TESI3EH-600-08	08 - 438 mm	101	602	438	384	17,8	400
TESI3EH-600-12	12 - 618 mm	101	602	618	564	26,2	600
TESI3EH-600-14	14 - 708 mm	101	602	708	654	30,4	800
TESI3EH-600-17	17 - 843 mm	101	602	843	789	36,7	1000
TESI3EH-600-20	20 - 978 mm	101	602	978	924	43,0	1200
TESI3EH-600-23	23 - 1113 mm	101	602	1113	1059	49,3	1500
TESI3EH-600-29	29 - 1383 mm	101	602	1383	1329	61,9	2000

TECHNICAL FEATURES: see table for dimensions; pressed sheet steel manifolds; 25 mm diameter sheet steel tubes; 45 mm long elements (element pitch); complete with thermal carrier fluid; the TESI 3 EH Electric radiator is cataphoresis painted with Standard White (cod. 01) epoxy powder only; the electric heating element has a digital electronic control with: stop command, chrono, comfort, reduced operation at night, antifreeze. Long electricity cable: 1.200 mm, schuko plug; single phase power supply 230 V, 50 Hz, Class II, IP24; open window detection function

PRICE INCLUDED: fixing brackets complete with screws and anchors.

ATTENTION: The electronics are only available on the right side of the radiator. The product is not reversible.

Extension of Guarantee:
Irsap guarantees the hydraulic seal and paint of **TESI3 EH ELECTRIC radiators for 10 years, starting with sales in 2010.**

Available only in Standard White finish.



ARPA

Radiators

Modern homes demand extremely practical and aesthetically attractive products. ARPA radiators blend into their surroundings with discreet elegance to offer always the highest possible comfort. The products' extreme modularity allows their use in any interior context.

ARPA 12

vertical



30 elements, height 1820 mm, length 544 mm, Medium Grey finish (cod. 4D). Configuration cod. 01.



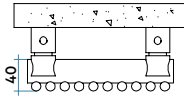
The sober verticality of the ARPA 12 radiator represents a modern aesthetic that integrates into any environment.

The style of ARPA 12 is completed in the modular functionality.

Available in 15 heights, from 4 to 60 elements in even number and thermal power from 54 to 3326 Watt.

ARPA 12

vertical



Thermal Power

Model	Depth mm	Height H mm	Conn. centre H' mm	Weight Kg	Cap. lt	$\Delta t=50^{\circ}\text{C}$ Btu/h	$\Delta t=50^{\circ}\text{C}$ Watt	$\Delta t=40^{\circ}\text{C}$ Watt	$\Delta t=30^{\circ}\text{C}$ Watt (*)	$\Delta t=20^{\circ}\text{C}$ Watt	Exp. n.
520	40	520	470	0,23	0,06	46,4	13,6	10,2	7,1	4,2	1,270
550	40	550	500	0,24	0,06	48,8	14,3	10,8	7,5	4,5	1,273
650	40	650	600	0,27	0,07	57,3	16,8	12,6	8,7	5,2	1,281
670	40	670	620	0,27	0,07	59,0	17,3	13,0	9,0	5,3	1,283
700	40	700	650	0,28	0,07	61,4	18,0	13,5	9,3	5,5	1,285
750	40	750	700	0,29	0,07	65,5	19,2	14,4	9,9	5,9	1,290
850	40	850	800	0,33	0,08	73,7	21,6	16,2	11,1	6,6	1,298
870	40	870	820	0,34	0,08	75,4	22,1	16,5	11,4	6,7	1,300
920	40	920	870	0,35	0,09	79,2	23,2	17,3	11,9	7,0	1,304
1220	40	1220	1170	0,45	0,10	103,4	30,3	22,7	15,6	9,2	1,302
1520	40	1520	1470	0,54	0,13	126,9	37,2	27,8	19,1	11,3	1,301
1820	40	1820	1770	0,64	0,15	149,8	43,9	32,9	22,6	13,4	1,298
2020	40	2020	1970	0,70	0,17	165,1	48,4	36,2	25,0	14,8	1,297
2220	40	2220	2170	0,77	0,18	180,2	52,8	39,5	27,2	16,1	1,295
2520	40	2520	2470	0,87	0,20	202,7	59,4	44,5	30,7	18,2	1,292

(*) Thanks to the high performance of Irsap ARPA 12 Vertical radiators, the ideal Δt for low temperature projects is Δt at 30°C .

For Δt different from 50°C use the formula:

$$Q=Q_n (\Delta t / 50)^n$$

Finishes available: see pag. 306.

- Maximum working pressure 10 bar
- Maximum working temperature 95°C

MANIFOLDS: Prearrangement for bottom connections with $1/2''$ welded fittings and internal baffle.

ARPA 12

horizontal



30 elements, height 54,4 mm, length 1820 mm. Sunstone finish (Cod. 2D). Configuration cod. 01.

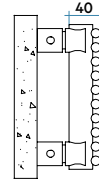

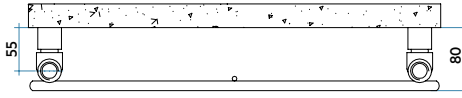
ARPA 12 Horizontal represents the aesthetic evolution of the decorative radiator, thanks to its longitudinal development and the squared profile of the elements. Every caloric need is met by the modularity and

breadth of range.

There are 15 proposed widths, from 4 to 60 elements in even number and thermal powers from 115 to 3394 Watt.

ARPA 12

horizontal



Model	Depth	Lenght		Conn. centre	Weight	Capacity
		mm	L mm			
520	40	520	470	0,23	0,06	
550	40	550	500	0,24	0,06	
650	40	650	600	0,27	0,07	
670	40	670	620	0,27	0,07	
700	40	700	650	0,28	0,07	
750	40	750	700	0,29	0,07	
850	40	850	800	0,33	0,08	
870	40	870	820	0,34	0,08	
920	40	920	870	0,35	0,09	
1220	40	1220	1170	0,45	0,10	
1520	40	1520	1470	0,54	0,13	
1820	40	1820	1770	0,64	0,15	
2020	40	2020	1970	0,70	0,17	
2220	40	2220	2170	0,77	0,18	
2520	40	2520	2470	0,87	0,20	

ARPA 12 Horizontal: Power in Watt for linear metre

N. el.	4	6	8	10	12	14	16	18	20	22	24	26	28	30	32	34	36	38	40	42	44	46	48	50	52	54	56	58	60
Btu/h Δt 50°C	754,5	920,9	1087,3	1253,6	1420,0	1586,3	1752,7	1919,1	2085,4	2251,8	2418,1	2592,3	2760,9	2924,8	3083,2	3236,5	3384,3	3527,3	3665,6	3798,4	3926,8	4050,0	4168,8	4282,9	4392,5	4497,3	4598,0	4694,3	4786,4
Watt Δt 50°C	221,0	269,7	318,5	367,2	415,9	464,7	513,4	562,1	610,8	659,6	708,3	759,3	808,7	856,7	903,1	948,0	991,3	1033,2	1073,7	1112,6	1150,2	1186,3	1221,1	1254,4	1286,6	1317,3	1346,8	1375,0	1402,0
Watt Δt 40°C	165,7	202,3	239,1	275,9	312,8	350,3	387,9	425,8	462,5	499,3	541,1	580,6	619,0	656,4	692,6	727,9	762,1	795,2	827,3	858,3	888,3	913,7	937,9	960,9	982,8	1003,5	1023,2	1041,7	1059,3
Watt Δt 30°C*	114,2	139,7	165,2	190,8	216,6	243,3	270,3	297,6	323,2	348,7	382,3	410,8	438,5	465,6	492,0	517,8	542,9	567,4	591,2	614,2	636,7	652,6	667,5	681,4	694,5	706,6	717,9	728,3	738,0
Watt Δt 20°C	67,6	82,8	98,1	113,5	129,0	145,6	162,5	179,7	195,0	210,2	234,4	252,3	269,8	287,0	303,8	320,4	336,7	352,6	368,1	383,3	398,2	406,1	413,3	419,8	425,7	431,0	435,7	439,8	443,4
Modification index	1,292	1,289	1,285	1,282	1,277	1,267	1,256	1,245	1,246	1,248	1,207	1,203	1,198	1,194	1,189	1,184	1,179	1,173	1,168	1,163	1,158	1,170	1,182	1,195	1,207	1,219	1,232	1,244	1,256

(*) Thanks to the high performance of Irsap ARPA 12 Horizontal radiators, the ideal Δt for low temperature projects is Δt at 30°C.

For Δt different from 50°C use the formula:

$$Q = Q_n (\Delta t / 50)^\alpha$$

Finishes available: see pag. 306.

- Maximum working pressure 10 bar
- Maximum working temperature 95°C

MANIFOLDS: Prerangement for side connections with 1/2" welded fittings and internal baffle.

ARPA 12_2

vertical



30 elements, height 2220 mm, length 544 mm, ice finish (cod. 3P). Configuration cod. 01.


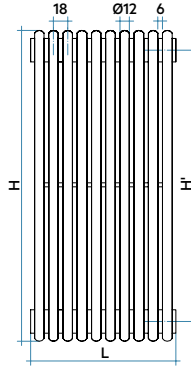
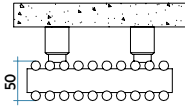
ARPA 12_2, a double version of ARPA 12, with a strong identity, is ideal for environments that require a higher caloric yield.

Thin tubes follow each other creating a unique and light shape.

Available in 15 heights, from 4 to 60 elements in even number and thermal powers from 84 to 3365 Watt.

ARPA 12_2

vertical



Thermal Power

Model	Depth mm	Height H mm	Conn. centre H' mm	Weight Kg	Cap. lt	$\Delta t=50^{\circ}\text{C}$ Btu/h	$\Delta t=50^{\circ}\text{C}$ Watt	$\Delta t=40^{\circ}\text{C}$ Watt	$\Delta t=30^{\circ}\text{C}$ Watt (*)	$\Delta t=20^{\circ}\text{C}$ Watt	Exp. n.
520	50	520	470	0,39	0,10	71,3	20,9	15,7	10,8	6,4	1,290
550	50	550	500	0,41	0,10	74,7	21,9	16,4	11,3	6,7	1,294
650	50	650	600	0,47	0,11	86,3	25,3	18,9	13,0	7,7	1,304
670	50	670	620	0,49	0,12	88,4	25,9	19,4	13,3	7,8	1,306
700	50	700	650	0,51	0,12	91,8	26,9	20,1	13,8	8,1	1,309
750	50	750	700	0,54	0,13	97,6	28,6	21,3	14,6	8,6	1,315
850	50	850	800	0,60	0,14	108,5	31,8	23,7	16,2	9,4	1,325
870	50	870	820	0,62	0,15	110,9	32,5	24,2	16,5	9,6	1,327
920	50	920	870	0,65	0,15	116,0	34,0	25,2	17,2	10,0	1,333
1220	50	1220	1170	0,94	0,20	148,1	43,4	32,3	22,0	12,8	1,328
1520	50	1520	1470	1,03	0,24	179,1	52,5	39,1	26,7	15,6	1,324
1820	50	1820	1770	1,22	0,28	209,8	61,5	45,8	31,3	18,3	1,321
2020	50	2020	1970	1,35	0,31	229,6	67,3	50,1	34,3	20,1	1,319
2220	50	2220	2170	1,48	0,34	249,8	73,2	54,6	37,4	21,9	1,317
2520	50	2520	2470	1,67	0,39	279,1	81,8	61,0	41,8	24,5	1,314

(*) Thanks to the high performance of Irsap ARPA 12_2 Vertical radiators, the ideal Δt for low temperature projects is Δt at 30°C.

For Δt different from 50°C use the formula:

$$Q=Q_n (\Delta t / 50)^n$$

Finishes available: see pag. 306.

- Maximum working pressure 10 bar
- Maximum working temperature 95°C

MANIFOLDS: Prearrangement for bottom connections with 1/2" welded fittings and internal baffle.

ARPA 12_2

horizontal



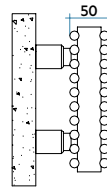

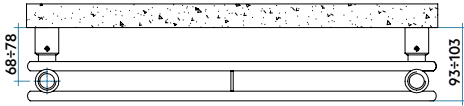
30 elements, height 54,4 mm, length 2220 mm, Matt Sage Green finish (cod. 2V), Configuration cod. 01.

ARPA 12_2 Horizontal represents the aesthetic evolution of the decorative radiator, thanks to its longitudinal development and the squared profile of the elements. Every caloric need is met by the

modularity and breadth of range. There are 15 proposed widths, from 4 to 60 elements in even number and thermal power from 120 to 3388 Watt.

ARPA 12_2

horizontal



Model	Depth	Lenght		Conn. centre	Weight	Capacity
		mm	L mm			
520	50	520	470	0,39	0,10	
550	50	550	500	0,41	0,10	
650	50	650	600	0,47	0,11	
670	50	670	620	0,49	0,12	
700	50	700	650	0,51	0,12	
750	50	750	700	0,54	0,13	
850	50	850	800	0,60	0,14	
870	50	870	820	0,62	0,15	
920	50	920	870	0,65	0,15	
1220	50	1220	1170	0,94	0,20	
1520	50	1520	1470	1,03	0,24	
1820	50	1820	1770	1,22	0,28	
2020	50	2020	1970	1,35	0,31	
2220	50	2220	2170	1,48	0,34	
2520	50	2520	2470	1,67	0,39	

ARPA 12_2 Horizontal: Power in Watt for linear metre

N. el.	4	6	8	10	12	14	16	18	20	22	24	26	28	30	32	34	36	38	40	42	44	46	48	50	52	54	56	58	60
Btu/h Δt 50°C	785,6	1062,8	1339,9	1617,1	1894,2	2171,3	2448,5	2725,6	3002,8	3279,9	3557,0	3731,8	3903,6	4072,9	4239,5	4404,7	4567,9	4730,1	4890,9	5051,0	5210,1	5368,9	5526,9	5684,7	5842,0	5999,4	6156,8	6314,2	6471,6
Watt Δt 50°C	230,1	311,3	392,5	473,7	554,8	636,0	717,2	798,4	879,5	960,7	1041,9	1093,1	1163,4	1193,0	1241,8	1290,2	1333,8	1385,5	1432,6	1479,5	1526,1	1572,6	1618,9	1665,1	1711,2	1757,3	1803,4	1849,5	1895,6
Watt Δt 40°C	175,2	236,9	298,5	359,7	423,2	487,3	547,2	606,5	664,1	721,0	797,6	835,0	871,5	907,3	942,3	978,7	1014,7	1050,4	1085,9	1121,1	1156,1	1190,9	1225,5	1260,0	1294,4	1328,8	1363,2	1397,5	1431,8
Watt Δt 30°C*	123,3	166,6	209,7	252,3	298,5	345,7	386,0	425,5	462,3	498,0	565,2	590,0	614,0	637,4	660,2	685,5	710,4	735,1	759,6	784,0	808,2	832,1	855,9	879,6	903,2	926,8	950,3	973,8	997,3
Watt Δt 20°C	75,1	101,4	127,6	153,0	182,5	213,1	236,1	258,2	277,5	295,7	347,8	361,6	374,8	387,6	399,8	414,9	429,8	444,5	459,1	473,6	487,9	502,1	516,1	530,0	543,9	557,7	571,5	585,3	599,0
Modification index	1,222	1,224	1,227	1,233	1,213	1,194	1,213	1,232	1,259	1,286	1,197	1,207	1,217	1,227	1,237	1,238	1,239	1,241	1,242	1,243	1,244	1,246	1,248	1,249	1,251	1,253	1,254	1,256	1,257

(*) Thanks to the high performance of Irsap ARPA 12_2 Horizontal radiators, the ideal Δt for low temperature projects is Δt at 30°C.

For Δt different from 50°C use the formula:

$$Q = Q_n (\Delta t / 50)^\alpha$$

Finishes available: see pag. 306.

- Maximum working pressure 10 bar
- Maximum working temperature 95°C

MANIFOLDS: Prearrangement for side connections with 1/2" welded fittings and internal baffle.

ARPA 18

vertical



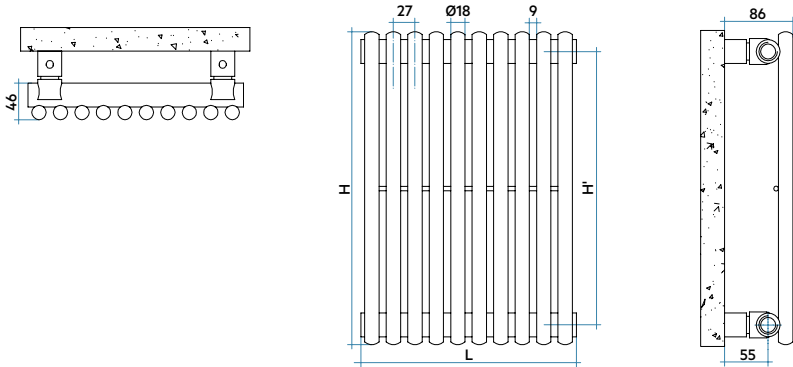
20 elements, height 2220 mm., length 541 mm. Quartz 1 finish (Cod. 1C). Configuration cod. 01.

The sober verticality of ARPA 18 represents a modern aesthetic that integrates into any environment. The style of ARPA 18 is completed in the modular functionality.

Available in 15 heights, from 4 to 60 elements in even number and thermal power from 80 to 3365 Watt.

ARPA 18

vertical



Thermal Power

Model	Depth mm	Height H mm	Conn. centre H' mm	Weight Kg	Cap. lt	$\Delta t=50^{\circ}\text{C}$	$\Delta t=50^{\circ}\text{C}$	$\Delta t=40^{\circ}\text{C}$	$\Delta t=30^{\circ}\text{C}$	$\Delta t=20^{\circ}\text{C}$	Exp. n.
						Btu/h	Watt	Watt	Watt (*)	Watt	
520	46	520	470	0,30	0,13	68,6	20,1	15,1	10,5	6,2	1,280
550	46	550	500	0,32	0,13	72,3	21,2	15,9	11,0	6,6	1,281
650	46	650	600	0,36	0,15	84,3	24,7	18,6	12,8	7,6	1,282
670	46	670	620	0,37	0,16	86,7	25,4	19,1	13,2	7,8	1,282
700	46	700	650	0,39	0,16	90,4	26,5	19,9	13,8	8,2	1,283
750	46	750	700	0,41	0,17	96,2	28,2	21,2	14,6	8,7	1,284
850	46	850	800	0,45	0,19	108,2	31,7	23,8	16,4	9,8	1,285
870	46	870	820	0,46	0,20	110,2	32,3	24,2	16,8	10,0	1,285
920	46	920	870	0,49	0,20	116,4	34,1	25,6	17,7	10,5	1,286
1220	46	1220	1170	0,62	0,26	150,5	44,1	33,2	23,0	13,7	1,277
1520	46	1520	1470	0,76	0,32	184,3	54,0	40,7	28,2	16,9	1,269
1820	46	1820	1770	0,90	0,38	217,4	63,7	47,9	33,2	19,8	1,273
2020	46	2020	1970	0,99	0,42	239,2	70,1	52,7	36,5	21,8	1,276
2220	46	2220	2170	1,08	0,46	260,7	76,4	57,4	39,8	23,7	1,279
2520	46	2520	2470	1,22	0,52	292,4	85,7	64,3	44,5	26,4	1,284

(*) Thanks to the high performance of Irsap ARPA 18 vertical radiators, the ideal Δt for low temperature projects is Δt at 30°C .

For Δt different from 50°C use the formula:

$$Q=Q_n (\Delta t / 50)^n$$

Finishes available: see pag. 306.

- Maximum working pressure 10 bar
- Maximum working temperature 95°C

MANIFOLDS: Prearrangement for bottom connections with $1/2''$ welded fittings and internal baffle.

ARPA 18

horizontal



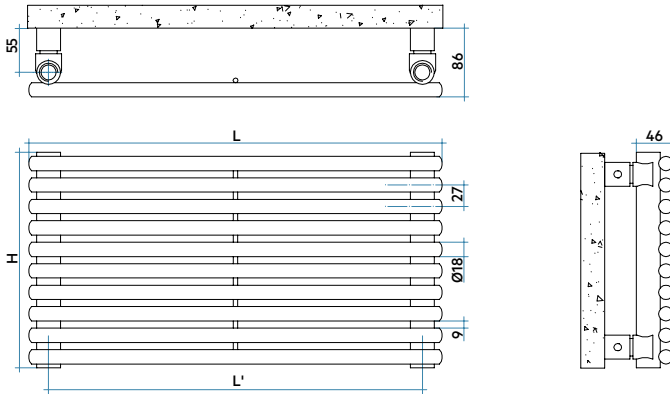
20 elements, height 541 mm, length 2020 mm, Pearl Grey finish (cod. L6), Configuration cod. 01.

ARPA 18 Horizontal represents the aesthetic evolution of the furnishing radiator, thanks to its longitudinal development.

Performance is guaranteed even at low temperatures. There are 15 proposed widths, from 4 to 60 elements in even number and thermal powers from 129 to 3336 Watt.

ARPA 18

horizontal



Model	Depth	Lenght	Conn. centre		Weight	Capacity
			mm	L' mm		
520	46	520	470	470	0,30	0,13
550	46	550	500	500	0,32	0,13
650	46	650	600	600	0,36	0,15
670	46	670	620	620	0,37	0,16
700	46	700	650	650	0,39	0,16
750	46	750	700	700	0,41	0,17
850	46	850	800	800	0,45	0,19
870	46	870	820	820	0,46	0,20
920	46	920	870	870	0,49	0,20
1220	46	1220	1170	1170	0,62	0,26
1520	46	1520	1470	1470	0,76	0,32
1820	46	1820	1770	1770	0,90	0,38
2020	46	2020	1970	1970	0,99	0,42
2220	46	2220	2170	2170	1,08	0,46
2520	46	2520	2470	2470	1,22	0,52

ARPA 18 Horizontal: Power in Watt for linear metre

N. el.	4	6	8	10	12	14	16	18	20	22	24	26	28	30	32	34	36	38	40	42	44	46	48	50	52	54	56	58	60
Btu/h Δt 50°C	8497	10813	13129	15444	17760	20076	22391	24707	27104	29422	31617	33816	35898	37906	39838	41695	43484	45198	46847	49009	51171	53333	53979	14524	15068	15613	16158	16702	17247
Watt Δt 50°C	2489	3167	3846	4524	5202	5880	6559	7237	7939	8618	9261	9905	10515	11103	11669	12213	12737	13239	13726	14355	14988	15622	16255	16888	17521	18155	18788	19421	20054
Watt Δt 40°C	1873	2386	2899	3413	3928	4451	4976	5502	6060	6605	7125	7652	8111	8552	8975	9352	9710	10048	10369	10960	11447	11935	12444	12955	13414	14004	14504	15004	15506
Watt Δt 30°C*	1299	1655	2013	2373	2734	3108	3485	3865	4279	4687	5082	5486	5804	6108	6398	6629	6844	7042	7226	7739	8087	8436	8818	9205	9506	10021	10389	10758	11129
Watt Δt 20°C	775	989	1205	1422	1641	1873	2110	2349	2619	2890	3156	3433	3622	3801	3970	4081	4180	4267	4343	4740	4956	5173	5427	5686	5850	6253	6492	6732	6973
Modification index	1,274	1,270	1,267	1,263	1,259	1,248	1,238	1,228	1,210	1,192	1,175	1,157	1,163	1,170	1,177	1,196	1,216	1,236	1,256	1,209	1,208	1,206	1,197	1,188	1,197	1,163	1,160	1,156	1,153

(*) Thanks to the high performance of Irsap ARPA 18 Horizontal radiators, the ideal Δt for low temperature projects is Δt at 30°C.

For Δt different from 50°C use the formula:

$$Q = Q_n (\Delta t / 50)^\alpha$$

Finishes available: see pag. 306.

- Maximum working pressure 10 bar
- Maximum working temperature 95°C

MANIFOLDS: Prerangement for side connections with 1/2" welded fittings and internal baffle.

ARPA 18_2

vertical



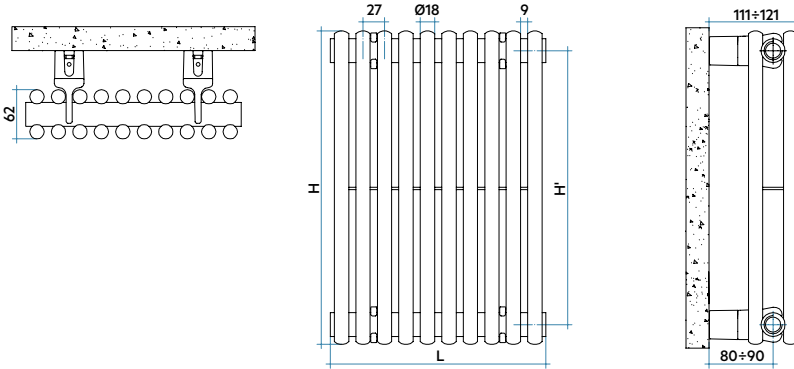
20 elements, height 2020 mm, length 541 mm, Sable finish (Cod. Y4), Configuration cod. 01.

The sober verticality of ARPA 18_2 represents a modern aesthetic that integrates into any environment. The style of ARPA 18 is completed in modular functionality.

Available in 15 heights, from 4 to 60 elements in even number and thermal powers from 124 to 3708 Watt.

ARPA 18_2

vertical



Thermal Power

Model	Depth mm	Height H mm	Conn. centre H' mm	Weight Kg	Cap. lt	$\Delta t=50^{\circ}\text{C}$ Btu/h	$\Delta t=50^{\circ}\text{C}$	$\Delta t=40^{\circ}\text{C}$	$\Delta t=30^{\circ}\text{C}$	$\Delta t=20^{\circ}\text{C}$	Exp. n.
							Watt	Watt	Watt (*)	Watt	
520	62	520	470	0,54	0,23	106,1	31,1	23,3	16,0	9,5	1,296
550	62	550	500	0,57	0,24	111,6	32,7	24,5	16,9	10,0	1,296
650	62	650	600	0,66	0,28	129,3	37,9	28,4	19,5	11,5	1,298
670	62	670	620	0,68	0,29	132,7	38,9	29,1	20,0	11,8	1,298
700	62	700	650	0,71	0,30	138,2	40,5	30,3	20,9	12,3	1,299
750	62	750	700	0,75	0,32	146,7	43,0	32,2	22,1	13,1	1,300
850	62	850	800	0,84	0,36	163,8	48,0	35,9	24,7	14,6	1,302
870	62	870	820	0,86	0,37	169,8	49,8	37,2	25,6	15,1	1,302
920	62	920	870	0,91	0,39	175,7	51,5	38,5	26,5	15,6	1,303
1220	62	1220	1170	1,18	0,50	224,5	65,8	49,1	33,7	19,8	1,308
1520	62	1520	1470	1,46	0,62	271,3	79,5	59,3	40,7	23,9	1,312
1820	62	1820	1770	1,73	0,74	316,3	92,7	69,1	47,3	27,7	1,319
2020	62	2020	1970	1,92	0,82	345,3	101,2	75,3	51,5	30,1	1,324
2220	62	2220	2170	2,10	0,90	373,6	109,5	81,4	55,5	32,4	1,329
2520	62	2520	2470	2,37	1,01	414,9	121,6	90,3	61,5	35,8	1,336

(*) Thanks to the high performance of Irsap ARPA 18_2 Vertical radiators, the ideal Δt for low temperature projects is Δt at 30°C.

For Δt different from 50°C use the formula:

$$Q=Q_n (\Delta t / 50)^n$$

Finishes available: see pag. 306.

- Maximum working pressure 10 bar
- Maximum working temperature 95°C

MANIFOLDS: Prearrangement for bottom connections with 1/2" welded fittings and internal baffle.

ARPA 18_2

horizontal



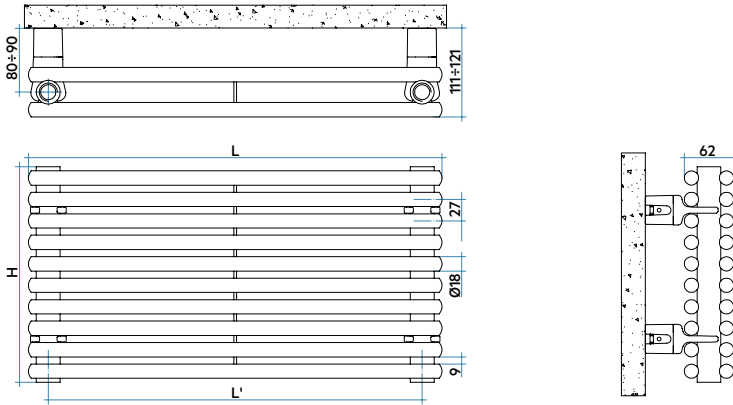
20 elements, height 541mm, length 2020 mm, Matt Black finish (Cod. K1), Configuration cod. 01.

ARPA 18_2 Horizontal represents the aesthetic evolution of the decorative radiator, thanks to its longitudinal development. Every calorific need is met by the modularity and breadth of range.

There are 15 proposed widths, from 4 to 60 elements in even number and thermal power from 165 to 3739 Watt.

ARPA 18_2

horizontal



Model	Depth	Lenght		Conn. centre	Weight	Capacity
		L mm	L' mm			
520	62	520	470	0,54	0,23	
550	62	550	500	0,57	0,24	
650	62	650	600	0,66	0,28	
670	62	670	620	0,68	0,29	
700	62	700	650	0,71	0,30	
750	62	750	700	0,75	0,32	
850	62	850	800	0,84	0,36	
870	62	870	820	0,86	0,37	
920	62	920	870	0,91	0,39	
1220	62	1220	1170	1,18	0,50	
1520	62	1520	1470	1,46	0,62	
1820	62	1820	1770	1,73	0,74	
2020	62	2020	1970	1,92	0,82	
2220	62	2220	2170	2,10	0,90	
2520	62	2520	2470	2,37	1,01	

ARPA 18_2 Horizontal: Power in Watt for linear metre

N. el.	4	6	8	10	12	14	16	18	20	22	24	26	28	30	32	34	36	38	40	42	44	46	48	50	52	54	56	58	60
Btu/h Δt 50°C	1082,6	1464,4	1846,3	2228,2	2610,1	2992,0	3373,9	3755,7	4066,1	4351,5	4607,9	4850,3	5065,0	5258,6	5431,3	5568,2	5719,1	5835,9	5936,3	6221,2	6506,1	6791,0	7075,9	7360,9	7645,8	7930,7	8215,6	8500,6	8785,5
Watt Δt 50°C	317,1	429,0	540,8	652,7	764,5	876,4	988,2	1100,1	1191,0	1274,6	1349,7	1420,7	1483,6	1540,0	1590,9	1631,0	1675,2	1709,4	1738,8	1822,3	1905,7	1989,2	2072,6	2156,1	2239,5	2323,0	2406,5	2489,9	2573,4
Watt Δt 40°C	242,4	327,7	412,9	497,6	585,5	674,0	756,9	834,8	903,1	965,8	1022,0	1075,0	1122,4	1165,1	1203,2	1232,8	1265,3	1290,3	1311,6	1370,0	1437,2	1504,6	1567,5	1630,3	1693,1	1755,9	1818,6	1881,4	1944,1
Watt Δt 30°C*	171,4	231,6	291,6	350,8	415,0	480,5	536,6	584,9	632,2	675,5	714,1	750,4	783,4	813,0	839,4	859,4	881,2	897,9	911,9	959,6	998,9	1049,8	1093,4	1137,0	1180,5	1224,0	1267,5	1310,9	1354,3
Watt Δt 20°C	105,2	142,0	178,6	214,3	255,5	298,2	330,5	354,2	382,4	408,0	430,8	452,2	471,9	489,6	505,3	516,8	529,2	538,6	546,4	576,7	598,2	632,1	658,1	684,2	710,1	736,1	762,0	787,8	813,7
Modification index	1,204	1,207	1,209	1,215	1,196	1,177	1,195	1,237	1,240	1,243	1,246	1,249	1,250	1,251	1,252	1,254	1,258	1,260	1,263	1,256	1,264	1,251	1,252	1,253	1,254	1,254	1,255	1,256	1,257

(**) Thanks to the high performance of Irsap ARPA 18_2 Horizontal radiators, the ideal Δt for low temperature projects is Δt at 30°C.

For Δt different from 50°C use the formula:

$$Q = Q_n (\Delta t / 50)^\alpha$$

Finishes available: see pag. 306.

- Maximum working pressure 10 bar
- Maximum working temperature 95°C

MANIFOLDS: Prerangement for side connections with 1/2" welded fittings and internal baffle.

ARPA 23

vertical



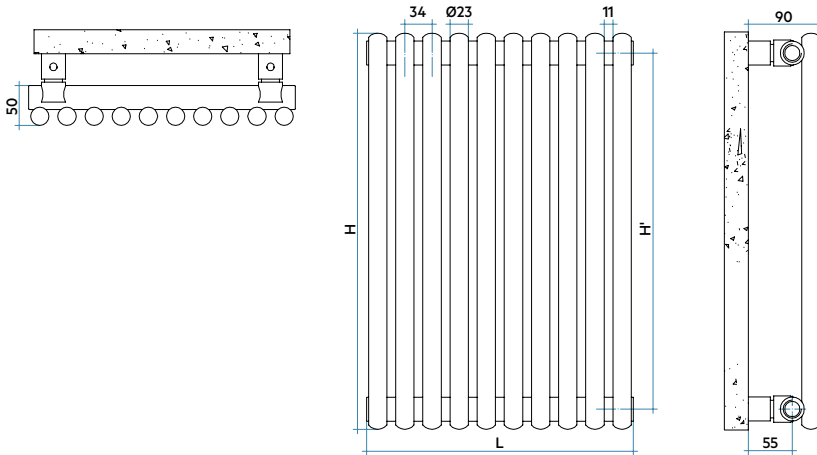
26 elements, height 2020 mm, length 878 mm, Brown finish (cod. 09), Configuration cod. 01.

The ability to size the radiator with the highest level of flexibility and style. The ARPA 23 radiator represents a practical solution for every thermal power requirement.

ARPA 23 Verticale is available in 14 heights, from 4 to 40 elements and thermal powers from 104 to 3272 Watt.

ARPA 23

vertical



Thermal Power

Model	Depth mm	Height H mm	Conn. centre H' mm	Weight Kg	Cap. lt	$\Delta t=50^{\circ}\text{C}$ Btu/h	Thermal Power			Exp. n.	
							$\Delta t=50^{\circ}\text{C}$ Watt	$\Delta t=40^{\circ}\text{C}$ Watt	$\Delta t=30^{\circ}\text{C}$ Watt (*)		
520	50	520	470	0,46	0,20	89,1	26,1	19,8	13,8	8,3	1,249
550	50	550	500	0,48	0,20	93,5	27,4	20,7	14,5	8,7	1,251
650	50	650	600	0,55	0,24	107,8	31,6	23,9	16,6	10,0	1,257
670	50	670	620	0,56	0,24	110,9	32,5	24,6	17,1	10,3	1,258
700	50	700	650	0,58	0,25	115,0	33,7	25,4	17,7	10,6	1,259
750	50	750	700	0,62	0,27	122,1	35,8	27,0	18,8	11,3	1,262
850	50	850	800	0,69	0,30	136,5	40,0	30,1	20,9	12,5	1,268
870	50	870	820	0,70	0,31	139,2	40,8	30,7	21,3	12,8	1,269
920	50	920	870	0,74	0,33	146,0	42,8	32,2	22,4	13,4	1,269
1220	50	1220	1170	0,95	0,42	187,3	54,9	41,3	28,7	17,1	1,271
1520	50	1520	1470	1,16	0,52	227,6	66,7	50,2	34,8	20,8	1,273
1820	50	1820	1770	1,37	0,62	267,5	78,4	58,8	40,6	24,1	1,287
2020	50	2020	1970	1,50	0,69	293,8	86,1	64,5	44,4	26,2	1,296
2520	50	2520	2470	1,85	0,85	359,3	105,3	79,1	54,8	32,6	1,280

(*) Thanks to the high performance of Irsap ARPA 23 Vertical radiators, the ideal Δt for low temperature projects is Δt at 30°C .

For Δt different from 50°C use the formula:

$$Q = Q_n (\Delta t / 50)^n$$

Finishes available: see pag. 306.

- Maximum working pressure 8 bar
- Maximum working temperature 95°C

MANIFOLDS: Prearrangement for bottom connections with $1/2''$ welded fittings and internal baffle.

ARPA 23

horizontal



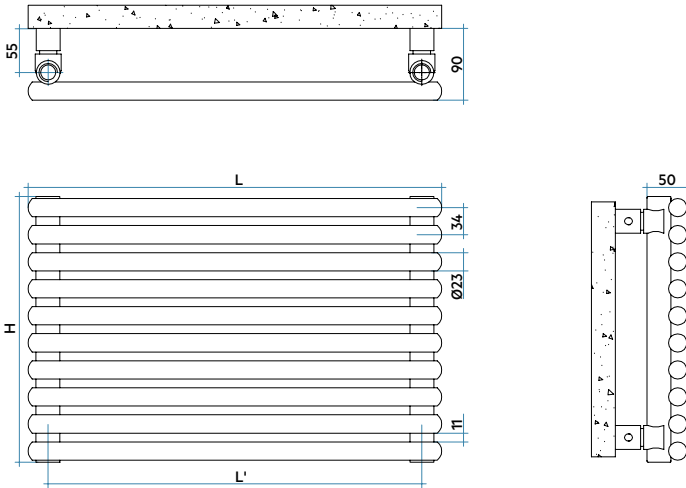
26 elements, height 878 mm, length 2020 mm.. Brown finish (cod. 09). Configuration cod. 01.

Musical form that combines personality with functionality. Ideal, therefore, for small and large environments, even with low temperature systems.

ARPA 23 Horizontal is available in 14 widths, from 4 to 40 elements and thermal powers from 94 to 3302 Watt.

ARPA 23

horizontal



Model	Depth	Lenght	Conn. centre		Weight	Capacity
	mm	L mm	L' mm	mm	Kg	lt
520	50	520	470		0,46	0,20
550	50	550	500		0,48	0,20
650	50	650	600		0,55	0,24
670	50	670	620		0,56	0,24
700	50	700	650		0,58	0,25
750	50	750	700		0,62	0,27
850	50	850	800		0,69	0,30
870	50	870	820		0,70	0,31
920	50	920	870		0,74	0,33
1220	50	1220	1170		0,95	0,42
1520	50	1520	1470		1,16	0,52
1820	50	1820	1770		1,37	0,62
2020	50	2020	1970		1,50	0,69
2520	50	2520	2470		1,85	0,85

ARPA 23 Horizontal: Power in Watt for linear metre

N. el.	4	6	8	10	12	14	16	18	20	22	24	26	28	30	32	34	36	38	40
Btu/h Δt 50°C	617,3	946,7	1272,7	1594,7	1910,8	2221,1	2525,7	2823,7	3115,3	3400,0	3678,6	3950,3	4215,6	4474,0	4726,3	4972,1	5211,5	5444,3	5671,3
Watt Δt 50°C	180,8	277,3	372,8	467,1	559,7	650,6	739,8	827,1	912,5	995,9	1077,5	1157,1	1234,8	1310,5	1384,4	1456,4	1526,5	1594,7	1661,2
Watt Δt 40°C	137,4	210,9	283,7	355,7	426,6	497,1	566,5	634,9	700,2	764,0	826,2	885,5	943,0	999,1	1063,0	1119,2	1173,9	1227,4	1279,5
Watt Δt 30°C*	96,4	148,2	199,5	250,3	300,6	351,4	401,6	451,5	497,6	542,8	586,7	627,2	666,2	704,2	756,1	797,1	836,7	875,9	913,8
Watt Δt 20°C	58,5	90,1	121,4	152,6	183,5	215,5	247,3	279,3	307,5	335,3	362,1	385,7	408,2	430,1	467,8	494,0	519,2	544,4	568,6
Modification index	1,231	1,227	1,224	1,221	1,217	1,206	1,196	1,185	1,187	1,188	1,190	1,199	1,208	1,216	1,184	1,180	1,177	1,173	1,170

(*) Thanks to the high performance of Irsap ARPA 23 Horizontal radiators, the ideal Δt for low temperature projects is Δt at 30°C.

For Δt different from 50°C use the formula:

$$Q = Q_n (\Delta t / 50)^\alpha$$

Finishes available: see pag. 306.

- Maximum working pressure 8 bar
- Maximum working temperature 95°C

MANIFOLDS: Prearrangement for side connections with 1/2" welded fittings and internal baffle.

ARPA 23_2

vertical



18 elements, height 2020 mm, length 606 mm., A gaine finish (cod. 9N). Configuration cod. 01.

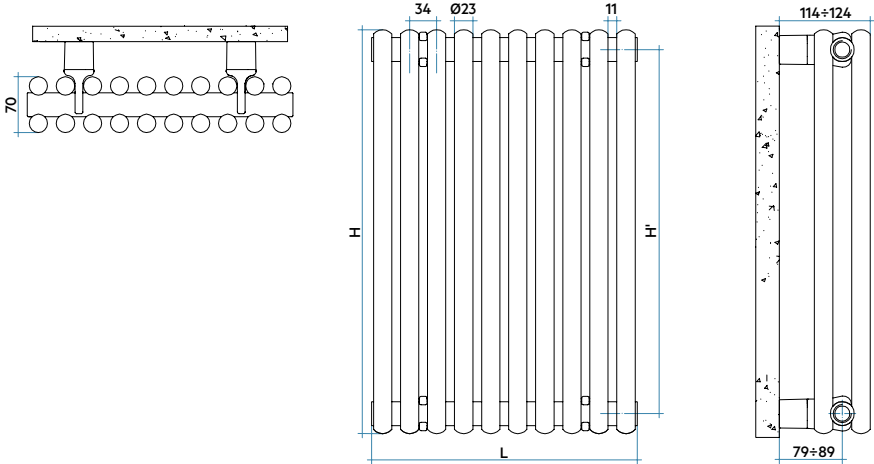
The ability to size the radiator with the highest level of flexibility and style.

The ARPA 23_2 radiator represents a practical solution for every thermal power requirement.

ARPA 23_2 Vertical is available in 14 heights, from 4 to 40 elements and thermal powers from 161 to 3344 Watt.

ARPA 23_2

vertical



Thermal Power

Model	Depth mm	Height H mm	Conn. centre H' mm	Weight Kg	Cap. lt	$\Delta t=50^{\circ}\text{C}$ Btu/h	$\Delta t=50^{\circ}\text{C}$	$\Delta t=40^{\circ}\text{C}$	$\Delta t=30^{\circ}\text{C}$	$\Delta t=20^{\circ}\text{C}$	Exp. n.
							Watt	Watt	Watt (*)	Watt	
520	70	520	470	0,80	0,36	137,2	40,2	30,2	20,9	12,4	1,280
550	70	550	500	0,85	0,38	143,3	42,0	31,6	21,8	13,0	1,281
650	70	650	600	1,00	0,45	162,8	47,7	35,8	24,7	14,7	1,285
670	70	670	620	1,03	0,46	166,5	48,8	36,6	25,3	15,0	1,286
700	70	700	650	1,08	0,48	172,3	50,5	37,9	26,2	15,5	1,287
750	70	750	700	1,15	0,52	181,9	53,3	40,0	27,6	16,4	1,289
850	70	850	800	1,31	0,59	201,3	59,0	44,2	30,5	18,0	1,293
870	70	870	820	1,33	0,54	205,1	60,1	45,0	31,0	18,4	1,294
920	70	920	870	1,38	0,63	214,6	62,9	47,1	32,4	19,2	1,297
1220	70	1220	1170	1,81	0,82	273,6	80,2	59,8	40,9	24,0	1,317
1520	70	1520	1470	2,20	1,04	335,4	98,3	72,9	49,6	28,9	1,337
1820	70	1820	1770	2,63	1,25	400,2	117,3	87,3	59,7	34,9	1,322
2020	70	2020	1970	2,89	1,34	446,3	130,8	97,6	66,9	39,3	1,312
2520	70	2520	2470	3,61	1,67	570,5	167,2	123,0	82,8	47,5	1,375

(*) Thanks to the high performance of Irsap ARPA 23_2 Vertical radiators, the ideal Δt for low temperature projects is Δt at 30°C .

For Δt different from 50°C use the formula:

$$Q = Q_n (\Delta t / 50)^n$$

Finishes available: see pag. 306.

- Maximum working pressure 8 bar
- Maximum working temperature 95°C

MANIFOLDS: Prearrangement for bottom connections with $1/2"$ welded fittings and internal baffle.

ARPA 23_2

horizontal



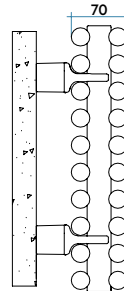


18 elements, height 606 mm, length 1820 mm. Standard White finish (cod. 01). Configuration cod. 01.

Musical form that combines personality with functionality. Ideal, therefore, for small and large environments, even with low temperature systems.

ARPA 23_2 Horizontal is available in 14 widths, from 4 to 40 elements and thermal powers from 211 to 3062 Watt.

ARPA 23_2

horizontal



Model	Depth	Lenght	Conn. centre		Weight	Capacity
	mm		L mm	L' mm		
520	70	520	470	0,80	0,36	
550	70	550	500	0,85	0,38	
650	70	650	600	1,00	0,45	
670	70	670	620	1,03	0,46	
700	70	700	650	1,08	0,48	
750	70	750	700	1,15	0,52	
850	70	850	800	1,31	0,59	
870	70	870	820	1,33	0,54	
920	70	920	870	1,38	0,63	
1220	70	1220	1170	1,81	0,82	
1520	70	1520	1470	2,20	1,04	
1820	70	1820	1770	2,63	1,25	
2020	70	2020	1970	2,89	1,34	
2520	70	2520	2470	3,61	1,67	

ARPA 23_2 Horizontal: Power in Watt for linear metre

N. el.	4	6	8	10	12	14	16	18	20	22	24	26	28	30	32	34	36	38	40
Btu/h Δt 50°C	1388,5	1820,0	2206,1	2564,3	2902,9	3227,9	3542,0	3848,3	4147,7	4442,6	4733,2	5021,0	5306,0	5589,4	5871,4	6152,4	6433,0	6713,3	6993,6
Watt Δt 50°C	406,7	533,1	646,2	751,1	850,3	945,5	1037,5	1127,2	1214,9	1301,3	1386,4	1470,7	1554,2	1637,2	1719,8	1802,1	1884,3	1966,4	2048,5
Watt Δt 40°C	313,7	368,1	497,9	578,0	657,0	733,6	801,8	867,6	929,7	990,1	1064,0	1128,0	1191,5	1254,6	1317,3	1379,4	1441,6	1503,8	1565,9
Watt Δt 30°C*	224,4	228,3	355,8	412,3	471,1	529,0	575,1	619,1	658,5	696,0	756,4	801,2	845,8	890,1	934,0	977,2	1020,8	1064,2	1107,5
Watt Δt 20°C	140,0	116,5	221,6	256,2	294,8	333,6	360,1	384,8	405,0	423,5	467,7	494,7	521,9	548,7	575,4	601,2	627,5	653,7	679,7
Modification index	1,164	1,660	1,168	1,174	1,156	1,137	1,155	1,173	1,199	1,225	1,186	1,189	1,191	1,193	1,195	1,198	1,200	1,202	1,204

(*) Thanks to the high performance of Irsap ARPA 23_2 Horizontal radiators, the ideal Δt for low temperature projects is Δt at 30°C.

For Δt different from 50°C use the formula:

$$Q = Q_n (\Delta t / 50)^\alpha$$

Finishes available: see pag. 306.

- Maximum working pressure 8 bar
- Maximum working temperature 95°C

MANIFOLDS: Prearrangement for side connections with 1/2" welded fittings and internal baffle.



SAX

Radiators

A sober profile, decided lines and great dimensional modularity are the characteristics that make SAX a unique and contemporary product.

The range includes both vertical and horizontal models and versions with a single or double row.

SAX

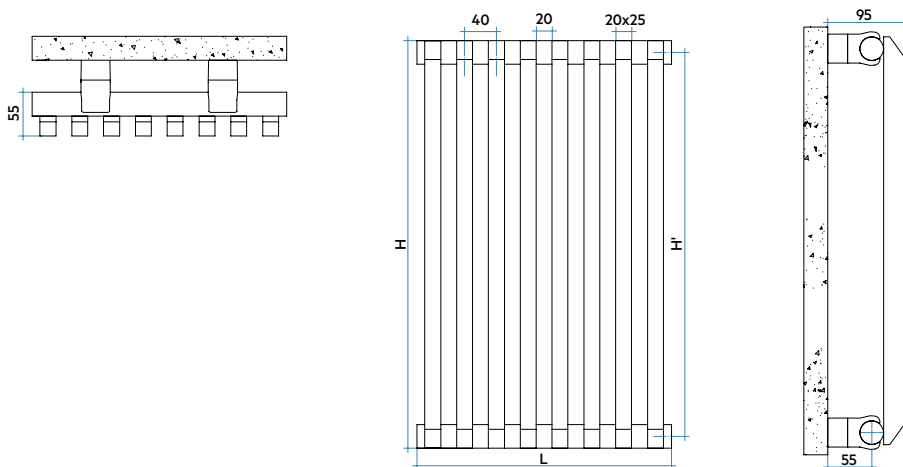
vertical



18 elements, height 1800 mm, length 720 mm, Matt Black (cod. K7). Configuration cod. 01. Designed by Synthesis Design

SAX Vertical with its rectangular profile, responds to modern furnishing trends, maintaining a slim line. Every caloric need is satisfied by the modularity of the heating elements.

SAX Vertical is available in 13 heights, from 4 to 40 elements and thermal powers from 109 to 3272 Watt.



Thermal Power

Model	Depth mm	Height H mm	Conn. centre H' mm	Weight Kg	Cap. lt	$\Delta t=50^{\circ}\text{C}$ Btu/h	$\Delta t=50^{\circ}\text{C}$ Watt	$\Delta t=40^{\circ}\text{C}$ Watt	$\Delta t=30^{\circ}\text{C}$ Watt (*)	$\Delta t=20^{\circ}\text{C}$ Watt	Exp. n.
500	55	500	470	0,47	0,24	93,1	27,3	20,7	14,5	8,8	1,233
530	55	530	500	0,49	0,25	97,9	28,7	21,8	15,3	9,2	1,234
630	55	630	600	0,56	0,29	113,4	33,2	25,2	17,6	10,7	1,240
650	55	650	620	0,57	0,30	116,5	34,1	25,9	18,1	11,0	1,241
680	55	680	650	0,59	0,32	121,1	35,5	26,9	18,8	11,4	1,242
730	55	730	700	0,63	0,34	128,8	37,8	28,6	20,0	12,1	1,245
830	55	830	800	0,70	0,38	144,1	42,2	32,0	22,3	13,4	1,250
850	55	850	820	0,71	0,38	147,2	43,1	32,6	22,8	13,7	1,251
900	55	900	870	0,75	0,40	154,8	45,4	34,3	23,9	14,4	1,254
1200	55	1200	1170	0,96	0,53	200,5	58,8	44,3	30,8	18,4	1,266
1500	55	1500	1470	1,17	0,65	246,7	72,3	54,4	37,7	22,5	1,273
1800	55	1800	1770	1,38	0,77	293,8	86,1	64,8	44,9	26,7	1,276
2000	55	2000	1970	1,52	0,85	325,9	95,5	71,9	49,8	29,7	1,275

(*) Thanks to the high performance of Irsap SAX Vertical radiators, the ideal Δt for low temperature projects is Δt at 30°C .

For Δt different from 50°C use the formula:

$$Q = Q_n (\Delta t / 50)^n$$

Finishes available: see pag. 306.

- Maximum working pressure 4 bar
- Maximum working temperature 95°C

MANIFOLDS: Prearrangement for bottom connections with $1/2''$ welded fittings and internal baffle.

SAX

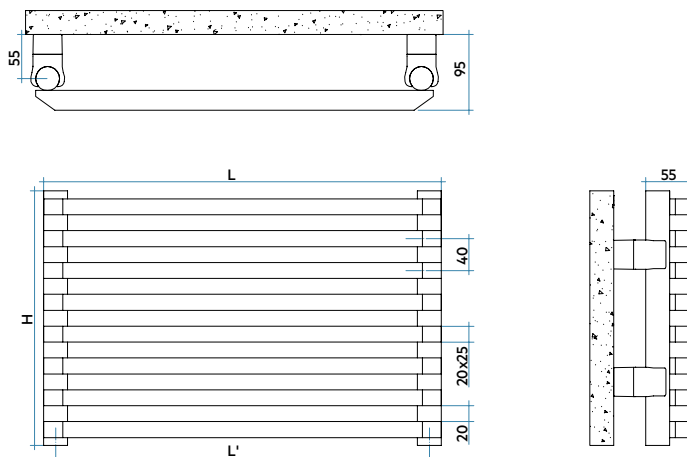
horizontal



18 elements, height 720 mm, length 1800 mm. Matt Light Grey finish (Cod. 8N). Configuration cod. 01. Designed by Synthesis Design

SAX Horizontal represents the aesthetic evolution of the furnishing radiator, thanks to its longitudinal development and the squared profile of the elements. Every caloric need is met by the modularity and

breadth of range. SAX Horizontal is available in 13 heights, from 4 to 40 elements and thermal powers from 104 to 3163 Watt.



Model	Depth	Lenght	Conn. centre		Weight	Capacity
	mm	L mm	L' mm	L' mm	Kg	lt
500	55	500	470	470	0,47	0,24
530	55	530	500	500	0,49	0,25
630	55	630	600	600	0,56	0,29
650	55	650	620	620	0,57	0,30
680	55	680	650	650	0,59	0,32
730	55	730	700	700	0,63	0,34
830	55	830	800	800	0,70	0,38
850	55	850	820	820	0,71	0,38
900	55	900	870	870	0,75	0,40
1200	55	1200	1170	1170	0,96	0,53
1500	55	1500	1470	1470	1,17	0,65
1800	55	1800	1770	1770	1,38	0,77
2000	55	2000	1970	1970	1,52	0,85

SAX Horizontal: Power in Watt for linear metre

N. el.	4	6	8	10	12	14	16	18	20	22	24	26	28	30	32	34	36	38	40
Btu/h Δt 50°C	710,8	1067,9	1420,6	1767,1	2107,8	2441,7	2768,8	3088,6	3401,7	3707,9	4007,0	4298,9	4584,3	4862,6	5134,0	5398,6	5656,7	5907,9	6152,7
Watt Δt 50°C	208,2	312,8	416,1	517,6	617,4	715,2	811,0	904,7	996,4	1086,1	1173,7	1259,2	1342,8	1424,3	1503,8	1581,3	1656,9	1730,5	1802,2
Watt Δt 40°C	156,9	235,8	313,9	390,7	466,4	540,8	617,0	688,2	757,7	825,6	892,0	956,8	1019,8	1081,2	1141,3	1199,6	1256,4	1311,9	1365,7
Watt Δt 30°C*	108,9	163,8	218,3	271,9	324,9	377,1	433,8	483,6	532,4	579,7	626,2	671,4	715,3	757,9	799,8	840,2	879,4	918,0	955,1
Watt Δt 20°C	65,1	98,1	130,8	163,2	195,1	226,9	264,0	294,2	323,7	352,2	380,3	407,6	433,9	459,4	484,5	508,6	531,9	555,0	577,0
Modification index	1,269	1,266	1,263	1,260	1,257	1,253	1,225	1,226	1,227	1,229	1,230	1,231	1,233	1,235	1,236	1,238	1,240	1,241	1,243

(*) Thanks to the high performance of Irsap SAX Horizontal radiators, the ideal Δt for low temperature projects is Δt at 30°C.

For Δt different from 50°C use the formula:

$$Q = Q_n (\Delta t / 50)^n$$

Finishes available: see pag. 306.

- Maximum working pressure 4 bar
- Maximum working temperature 95°C

MANIFOLDS: Prearrangement for side connections with 1/2" welded fittings and internal baffle.

SAX 2

vertical



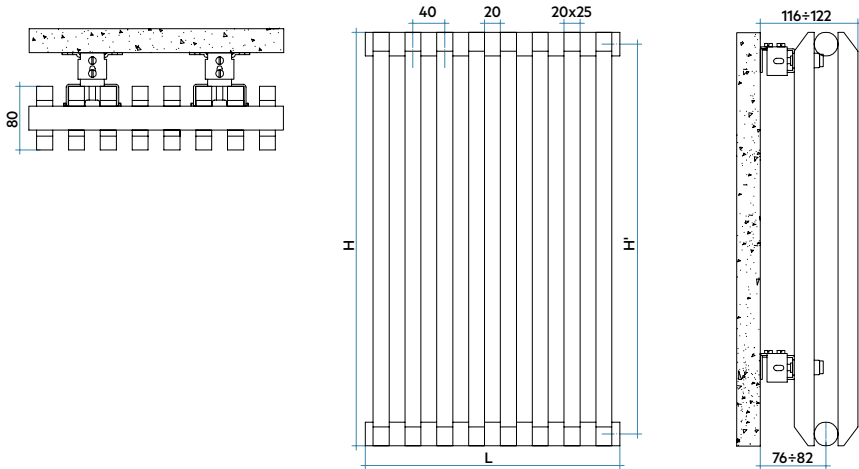
20 elements, height 2000 mm, length 800 mm, Ivory finish (cod. 02). Configuration cod. 80. Designed by Synthesis Design

Rigorous profile, strong lines and great dimensional modularity are the characteristics that make SAX 2 Vertical a unique and contemporary product.

SAX 2 Vertical is available in 13 heights, from 4 to 40 elements and thermal powers from 174 to 3262 Watt.

SAX 2

vertical



Thermal Power

Model	Depth mm	Height H mm	Conn. centre H' mm	Weight Kg	Cap. lt	Thermal Power					Exp. n.
						$\Delta t=50^{\circ}\text{C}$ Btu/h	$\Delta t=50^{\circ}\text{C}$ Watt	$\Delta t=40^{\circ}\text{C}$ Watt	$\Delta t=30^{\circ}\text{C}$ Watt (*)	$\Delta t=20^{\circ}\text{C}$ Watt	
500	80	500	470	0,82	0,44	148,7	43,6	32,8	22,7	13,5	1,278
530	80	530	500	0,86	0,47	156,8	46,0	34,5	23,9	14,2	1,279
630	80	630	600	1,00	0,55	183,3	53,7	40,4	27,9	16,6	1,282
650	80	650	620	1,03	0,57	188,5	55,3	41,5	28,7	17,1	1,283
680	80	680	650	1,07	0,59	196,4	57,5	43,2	29,9	17,8	1,284
730	80	730	700	1,14	0,63	209,3	61,3	46,0	31,8	18,9	1,285
830	80	830	800	1,28	0,71	234,8	68,8	51,6	35,6	21,1	1,289
850	80	850	820	1,31	0,73	239,8	70,3	52,7	36,4	21,6	1,289
900	80	900	870	1,38	0,77	252,4	74,0	55,5	38,2	22,7	1,291
1200	80	1200	1170	1,80	1,01	325,5	95,4	71,4	49,2	29,1	1,297
1500	80	1500	1470	2,22	1,26	395,4	115,9	86,8	59,7	35,3	1,297
1800	80	1800	1770	2,64	1,50	462,5	135,6	101,5	69,8	41,2	1,299
2000	80	2000	1970	2,92	1,66	505,8	148,2	110,9	76,3	45,0	1,301

(*) Thanks to the high performance of Irsap SAX 2 Vertical radiators, the ideal Δt for low temperature projects is Δt at 30°C.

For Δt different from 50°C use the formula:

$$Q = Q_n (\Delta t / 50)^n$$

Finishes available: see pag. 306.

- Maximum working pressure 4 bar
- Maximum working temperature 95°C

MANIFOLDS: Prearrangement for bottom connections with 1/2" welded fittings and internal baffle.

SAX 2

horizontal



20 elements, height 800 mm, length 1800 mm, Woodland Green finish (cod. 19). Configuration cod. 01. Designed by Synthesis Design


SAX 2 Horizontal is ideal for environments with refined and original architectural lines, where the very shape of the radiator enhances and personalizes the

environment.

SAX 2 Horizontal is available in 13 heights, from 4 to 40 elements and thermal powers from 205 to 3160 Watt.

SAX 2

horizontal



Model	Depth	Lenght	Conn. centre	Weight	Capacity
	mm	L mm	L' mm	Kg	lt
500	80	500	470	0,82	0,44
530	80	530	500	0,86	0,47
630	80	630	600	1,00	0,55
650	80	650	620	1,03	0,57
680	80	680	650	1,07	0,59
730	80	730	700	1,14	0,63
830	80	830	800	1,28	0,71
850	80	850	820	1,31	0,73
900	80	900	870	1,38	0,77
1200	80	1200	1170	1,80	1,01
1500	80	1500	1470	2,22	1,26
1800	80	1800	1770	2,64	1,50
2000	80	2000	1970	2,92	1,66

SAX 2 Horizontal: Power in Watt for linear metre

N. el.	4	6	8	10	12	14	16	18	20	22	24	26	28	30	32	34	36	38	40
Btu/h Δt 50°C	1398,7	1952,1	2465,6	2947,6	3404,1	3838,4	4252,8	4649,5	5029,5	5394,8	5745,8	6083,4	6408,4	6721,8	7023,6	7314,8	7595,8	7866,5	8128,1
Watt Δt 50°C	409,7	571,8	722,2	863,4	997,1	1124,3	1245,7	1361,9	1473,2	1580,2	1683,0	1781,9	1877,1	1968,9	2057,3	2142,6	2224,9	2304,2	2380,8
Watt Δt 40°C	307,3	429,2	542,4	648,9	749,7	845,9	938,5	1028,1	1114,1	1195,0	1272,5	1347,0	1418,9	1488,0	1554,5	1618,9	1680,7	1740,2	1797,7
Watt Δt 30°C*	212,1	296,4	375,0	449,0	519,1	586,2	651,5	715,5	777,2	833,6	887,4	939,0	989,2	1037,1	1083,1	1128,0	1170,7	1211,8	1251,5
Watt Δt 20°C	125,8	176,0	222,9	267,2	309,2	349,5	389,4	429,3	467,8	501,8	533,9	564,8	594,9	623,5	650,9	677,8	703,2	727,6	751,1
Modification index	1,289	1,286	1,283	1,280	1,278	1,275	1,269	1,260	1,252	1,252	1,253	1,254	1,254	1,255	1,256	1,256	1,257	1,258	1,259

(*) Thanks to the high performance of Irsap SAX 2 Horizontal radiators, the ideal Δt for low temperature projects is Δt at 30°C.

For Δt different from 50°C use the formula:

$$Q = Q_n (\Delta t / 50)^n$$

Finishes available: see pag. 306.

- Maximum working pressure 4 bar
- Maximum working temperature 95°C

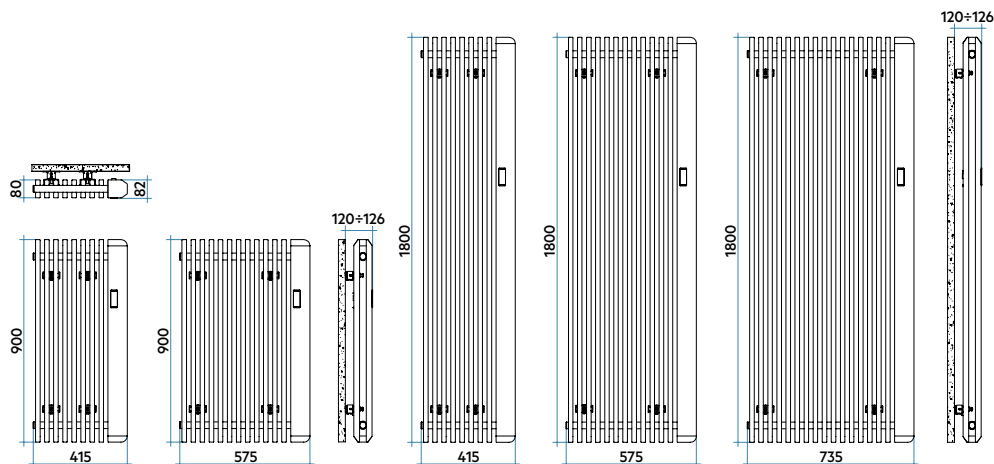
MANIFOLDS: Prerarrangement for side connections with 1/2" welded fittings and internal baffle.



height 1800 mm, length 415 mm. Satin Black finish (Cod. 30). Designed by Synthesis Design

SAX Electric represents the aesthetic evolution of the furnishing radiator, thanks to the squared profile of its elements. The control electronics, perfectly integrated and not visible, guarantees high thermal power (up to 1800 Watts) to satisfy every need.

SAX Electric is also available with LED lights that transform it into a real design object. The new and exclusive WiFi electric resistance is supplied in the same color as the radiator.



Model	Depth	Height	Width	Weight	Electric Power
	P mm	H mm	L mm	Kg	Watt
SAX electric 500 Watt	82	900	415	21,70	500
SAX electric 750 Watt	82	900	575	30,60	750
SAX electric 1000 Watt	82	1800	415	42,10	1000
SAX electric 1500 Watt	82	1800	575	58,10	1500
SAX electric 1800 Watt	82	1800	735	74,20	1800
SAX electric with led 500 Watt	82	900	415	21,70	500
SAX electric with led 750 Watt	82	900	575	30,60	750
SAX electric with led 1000 Watt	82	1800	415	42,10	1000
SAX electric with led 1500 Watt	82	1800	575	58,10	1500
SAX electric with led 1800 Watt	82	1800	735	74,20	1800

WiFi Control*

Control your radiator remotely using the IRSAP NOW app available from:



Compatible with the systems:



The WiFi control, on the radiator, connects to smartphones, making product management simple and immediate, configurable by downloading the IRSAP NOW APP available from Android and IOS stores.

This APP allows the management of multiple homes, allowing individual rooms or zones to be configured independently.

The WiFi control is compatible with Google Home, Amazon Alexa and IFTTT protocol.

As well as monitoring and setting the desired temperature, the WiFi control has the following functions: stand-by function, key lock function, antifreeze function, HOME/ AWAY function (geolocation), holiday function, detect open window function, ITCS function (Intelligence Temperature Control System), which allows you to have the exact temperature at the set time, VOC function i.e. air quality control.

* Available only for UE and CH.

View the online guides at: now.irsap.com



Finishes available: see pag. 306.



PIANO

Radiators

PIANO, represents the evolution of the “radiator” in shape and colour. Great versatility and high thermal powers make this product ideal for both small and large environments, even with low-temperature systems.

PIANO

vertical



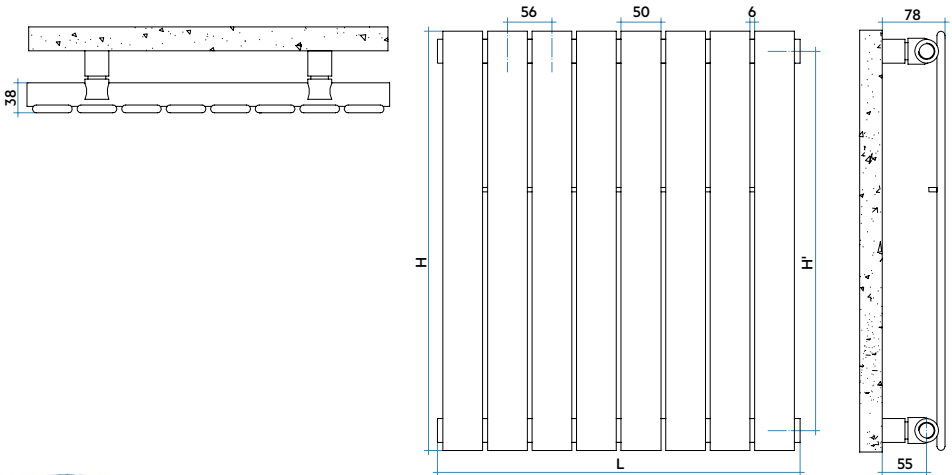
12 elements, height 1820 mm, length 680 mm. Ivory finish (cod. 02). Configuration cod. 80.

PIANO Vertical: the perfect mix of class, elegance and linearity. The flat geometry of the tubes and the wide range of sizes make Piano Verticale a very flexible radiator.

PIANO Vertical is available in 9 heights, from 4 to 30 elements and thermal powers from 136 to 3330 Watt.

PIANO

vertical



Thermal Power

Model	Depth mm	Height H mm	Conn. centre H' mm	Weight Kg	Cap. lt	$\Delta t=50^{\circ}\text{C}$	$\Delta t=50^{\circ}\text{C}$	$\Delta t=40^{\circ}\text{C}$	$\Delta t=30^{\circ}\text{C}$	$\Delta t=20^{\circ}\text{C}$	Exp. n.
						Btu/h	Watt	Watt	Watt (*)	Watt	
520	38	520	470	0,64	0,25	116,3	34,1	25,6	17,7	10,6	1,280
700	38	700	650	0,82	0,31	152,7	44,8	33,5	23,1	13,7	1,295
920	38	920	870	1,04	0,39	195,3	57,2	42,7	29,2	17,2	1,314
1220	38	1220	1170	1,39	0,48	255,9	75,0	56,0	38,4	22,6	1,310
1520	38	1520	1470	1,64	0,60	315,3	92,4	69,0	47,4	27,9	1,306
1820	38	1820	1770	1,94	0,70	375,0	109,9	82,2	56,5	33,3	1,302
2020	38	2020	1970	2,14	0,77	415,0	121,6	91,0	62,6	37,0	1,300
2220	38	2220	2170	2,39	0,83	455,3	133,4	99,9	68,8	40,7	1,297
2520	38	2520	2470	2,64	0,94	516,4	151,3	113,4	78,2	46,3	1,293

(*) Thanks to the high performance of Irsap PIANO Vertical radiators, the ideal Δt for low temperature projects is Δt at 30°C.

For Δt different from 50°C use the formula:

$$Q=Q_n (\Delta t / 50)^n$$

Finishes available: see pag. 306.

- Maximum working pressure 4 bar
- Maximum working temperature 95°C

MANIFOLDS: Prearrangement for bottom connections with 1/2" welded fittings and internal baffle.

PIANO

horizontal



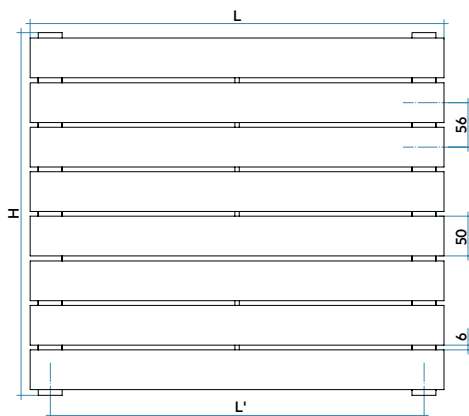
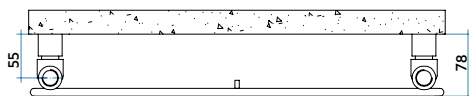
12 elements, height 680 mm, length 1520 mm, North Sea Blue finish (Cod. 1P), Configuration cod. 01.

PIANO in the horizontal version represents the interpretative flexibility of this radiator. The flat geometry of the tubes and the wide range of sizes make Piano a versatile radiator. PIANO Horizontal

is available in 9 heights, from 4 to 30 elements and thermal powers from 137 to 3252 Watt.

PIANO

horizontal



Model	Depth	Lenght		Weight	Capacity
		mm	L mm		
520	38	520	470	0,64	0,25
700	38	700	650	0,82	0,31
920	38	920	870	1,04	0,39
1220	38	1220	1170	1,39	0,48
1520	38	1520	1470	1,64	0,60
1820	38	1820	1770	1,94	0,70
2020	38	2020	1970	2,14	0,77
2220	38	2220	2170	2,39	0,83
2520	38	2520	2470	2,64	0,94

PIANO Horizontal: Power in Watt for linear metre

N. el.	4	6	8	10	12	14	16	18	20	22	24	26	28	30
Btu/h Δt 50°C	899,2	1327,4	1745,9	2154,6	2553,3	2942,9	3322,5	3692,6	4053,4	4405,4	4748,2	5082,1	5407,4	5727,0
Watt Δt 50°C	263,4	388,8	511,4	631,1	747,9	862,0	973,2	1081,6	1187,3	1290,4	1390,8	1488,6	1583,9	1677,5
Watt Δt 40°C	200,3	294,8	389,0	481,5	572,4	661,8	749,5	835,5	920,1	998,9	1075,5	1149,9	1222,2	1293,0
Watt Δt 30°C*	140,7	206,3	273,3	339,7	405,4	470,6	535,2	599,0	662,3	718,0	772,0	824,3	875,0	924,4
Watt Δt 20°C	85,5	124,8	166,2	207,8	249,4	291,1	332,9	374,8	416,7	450,9	483,9	515,7	546,3	576,0
Modification index	1,228	1,241	1,227	1,213	1,199	1,185	1,171	1,157	1,143	1,148	1,152	1,157	1,162	1,167

(*) Thanks to the high performance of Irsap PIANO Horizontal radiators, the ideal Δt for low temperature projects is Δt at 30°C.

For Δt different from 50°C use the formula:

$$Q = Q_n (\Delta t / 50)^n$$

Finishes available: see pag. 306.

- Maximum working pressure 4 bar
- Maximum working temperature 95°C

MANIFOLDS: Prearrangement for side connections with 1/2" welded fittings and internal baffle.

PIANO 2

vertical



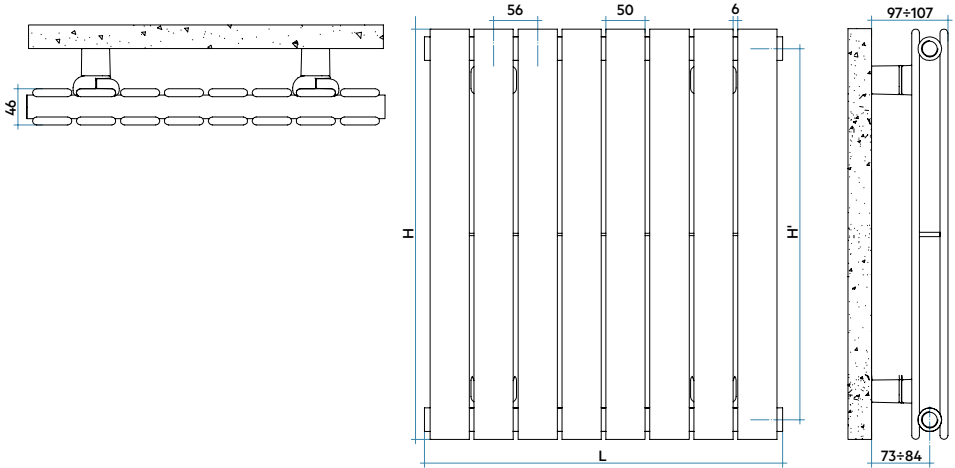
14 elements, height 2020 mm, length 792 mm, Matt Light Grey finish (Cod. 8N). Configuration cod. 80.

PIANO represents the evolution of the "radiator" in shape and color.
PIANO 2 Vertical is the two-tier version of PIANO Vertical, suitable for environments that require a higher

caloric yield.
PIANO 2 Vertical is available in 9 heights, from 4 to 30 elements and thermal powers from 201 to 3364 Watt.

PIANO 2

vertical



Thermal Power

Model	Depth mm	Height H mm	Conn. centre H' mm	Weight Kg	Cap. lt	$\Delta t=50^{\circ}\text{C}$ Btu/h	Thermal Power				Exp. n.
							$\Delta t=50^{\circ}\text{C}$ Watt	$\Delta t=40^{\circ}\text{C}$ Watt	$\Delta t=30^{\circ}\text{C}$ Watt (*)	$\Delta t=20^{\circ}\text{C}$ Watt	
520	46	520	470	1,16	0,43	171,2	50,2	37,6	25,9	15,3	1,296
700	46	700	650	1,52	0,55	223,6	65,5	49,0	33,6	19,8	1,305
920	46	920	870	1,96	0,71	285,9	83,8	62,5	42,8	25,1	1,317
1220	46	1220	1170	2,61	0,91	369,0	108,1	80,6	55,2	32,4	1,316
1520	46	1520	1470	3,16	1,13	450,6	132,1	98,5	67,5	39,6	1,315
1820	46	1820	1770	3,76	1,34	531,2	155,7	116,1	79,6	46,7	1,314
2020	46	2020	1970	4,16	1,48	584,5	171,3	127,6	87,3	51,2	1,319
2220	46	2220	2170	4,61	1,61	637,6	186,9	139,1	95,0	55,5	1,324
2520	46	2520	2470	5,16	1,82	716,9	210,1	156,1	106,4	62,0	1,332

(*) Thanks to the high performance of Irsap PIANO 2 Vertical radiators, the ideal Δt for low temperature projects is Δt at 30°C.

For Δt different from 50°C use the formula:

$$Q=Q_n (\Delta t / 50)^n$$

Finishes available: see pag. 306.

- Maximum working pressure 4 bar
- Maximum working temperature 95°C

MANIFOLDS: Prearrangement for bottom connections with 1/2" welded fittings and internal baffle.

PIANO 2

horizontal




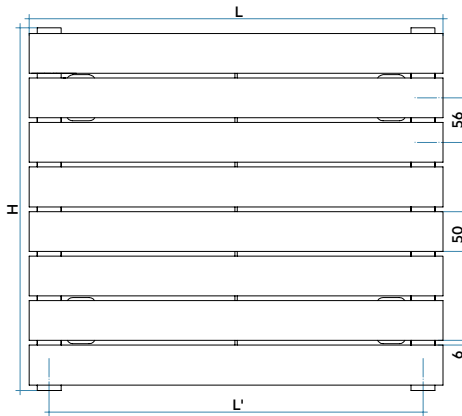
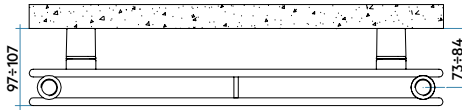
14 elements, height 792 mm, length 1820 mm, Matt Light Grey finish (cod. 8N), Configuration cod. 01.

The range expands with the horizontal version, ideal for characterizing and personalizing the space, and with the double-row models, to satisfy high caloric requirements.

PIANO 2 Horizontal is available in 9 heights, from 4 to 30 elements and thermal powers from 225 to 3392 Watt.

PIANO 2

horizontal



Model	Depth mm	Lenght		Weight Kg	Capacity lt
		L mm	L' mm		
520	46	520	470	1,16	0,43
700	46	700	650	1,52	0,55
920	46	920	870	1,96	0,71
1220	46	1220	1170	2,61	0,91
1520	46	1520	1470	3,16	1,13
1820	46	1820	1770	3,76	1,34
2020	46	2020	1970	4,16	1,48
2220	46	2220	2170	4,61	1,61
2520	46	2520	2470	5,16	1,82

PIANO 2 Horizontal: Power in Watt for linear metre

N. el.	4	6	8	10	12	14	16	18	20	22	24	26	28	30
Btu/h Δt 50°C	1479,3	2069,9	2623,7	3148,7	3650,6	4132,0	4595,2	5042,5	5474,7	6016,2	6298,8	6692,1	7074,1	7445,3
Watt Δt 50°C	433,3	606,3	768,5	922,3	1069,3	1210,3	1346,0	1477,0	1603,6	1762,2	1845,0	1960,2	2072,1	2180,8
Watt Δt 40°C	329,2	459,7	586,9	709,4	822,7	931,6	1036,5	1137,9	1236,0	1358,5	1423,0	1512,5	1599,5	1684,2
Watt Δt 30°C*	230,9	321,8	414,6	505,8	586,7	664,8	740,0	812,9	883,5	971,4	1018,0	1082,7	1145,7	1207,0
Watt Δt 20°C	140,1	194,6	254,1	314,0	364,4	413,2	460,3	506,0	550,4	605,4	635,0	675,9	715,8	754,7
Modification index	1,232	1,240	1,208	1,176	1,175	1,173	1,171	1,169	1,167	1,166	1,164	1,162	1,160	1,158

(*) Thanks to the high performance of Irsap PIANO 2 Horizontal radiators, the ideal Δt for low temperature projects is Δt at 30°C.

For Δt different from 50°C use the formula:

$$Q = Q_n (\Delta t / 50)^n$$

Finishes available: see pag. 306.

- Maximum working pressure 4 bar
- Maximum working temperature 95°C

MANIFOLDS: Prearrangement for side connections with 1/2" welded fittings and internal baffle.

PIANO

electric



height 1800 mm, length 443 mm, Sunstone finish (cod. 2D).

PIANO Electric represents the aesthetic evolution of the furnishing radiator, thanks to the squared profile of its elements.

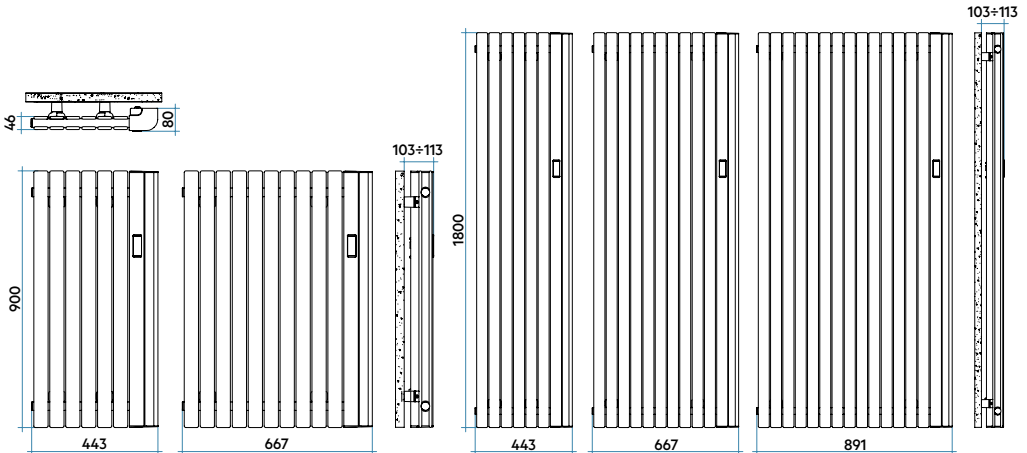
The control electronics, perfectly integrated and not visible, guarantees high thermal power (up to 1800 Watts) to satisfy every need.

PIANO Electric is also available with LED lights that transform it into a real design object.

The new and exclusive WiFi electric resistance is supplied in the same color as the radiator.

PIANO

electric



Model	Depth	Height	Width	Weight	Electric Power
	P mm	H mm	L mm	Kg	Watt
PIANO electric 500 Watt	80	900	443	21,2	500
PIANO electric 750 Watt	80	900	667	32,0	750
PIANO electric 1000 Watt	80	1800	443	40,3	1000
PIANO electric 1500 Watt	80	1800	667	60,4	1500
PIANO electric 1800 Watt	80	1800	891	80,4	1800
PIANO electric with led 500 Watt	80	900	443	21,2	500
PIANO electric with led 750 Watt	80	900	667	32,0	750
PIANO electric with led 1000 Watt	80	1800	443	40,3	1000
PIANO electric with led 1500 Watt	80	1800	667	60,4	1500
PIANO electric with led 1800 Watt	80	1800	891	80,4	1800

WiFi Control*

Control your radiator remotely using the IRSAP NOW app available from:



Compatible with the systems:



The WiFi control, on the radiator, connects to smartphones, making product management simple and immediate, configurable by downloading the IRSAP NOW APP available from Android and IOS stores.

This APP allows the management of multiple homes, allowing individual rooms or zones to be configured independently.

The WiFi control is compatible with Google Home, Amazon Alexa and IFTTT protocol.

As well as monitoring and setting the desired temperature, the WiFi control has the following functions: stand-by function, key lock function, antifreeze function, HOME/ AWAY function (geolocation), holiday function, detect open window function, ITCS function (Intelligence Temperature Control System), which allows you to have the exact temperature at the set time, VOC function i.e. air quality control.

* Available only for UE and CH.

View the online guides at: now.irsap.com



Finishes available: see pag. 306.



ELLIPSIS

Radiators

ELLIPSIS radiators blend effortlessly and elegantly into any interior, and always offer the greatest comfort.

Extreme modularity allows our products to be used in any interior at all.

ELLIPSIS_V

vertical



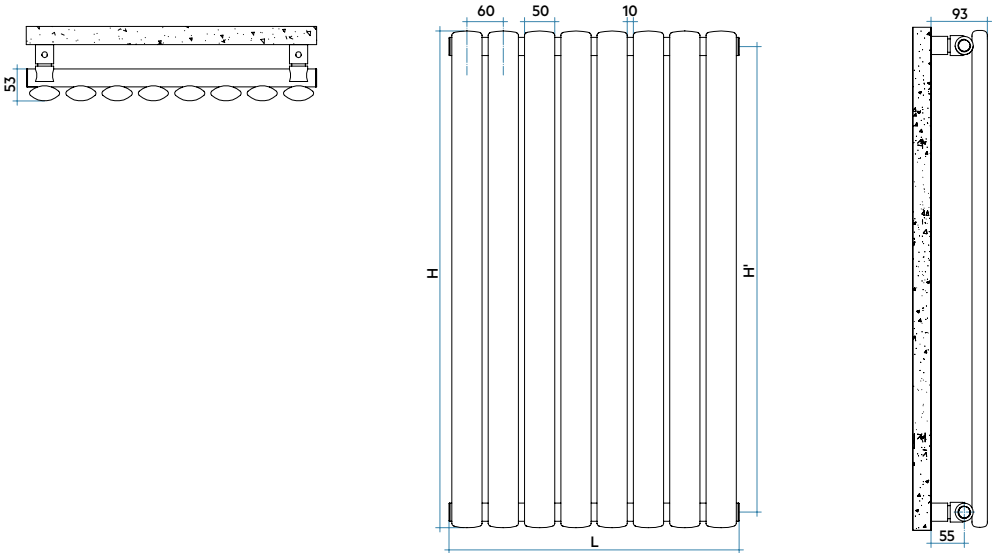
8 elements, height 2020 mm, length 480 mm, Quartz 1 finish (cod. 1C), Configuration cod. 01.

ELLIPSIS radiators integrate in a discreet and elegant way with the space that surrounds them, always offering maximum environmental comfort.

ELLIPSIS_V Vertical is available in 9 heights, from 4 to 30 elements and thermal powers from 149 to 3158 Watt.

ELLIPSIS_V

vertical



Thermal Power

Model	Depth mm	Height H mm	Conn. centre H' mm	Weight Kg	Cap. lt	Thermal Power					Exp. n.
						$\Delta t=50^{\circ}\text{C}$ Btu/h	$\Delta t=50^{\circ}\text{C}$ Watt	$\Delta t=40^{\circ}\text{C}$ Watt	$\Delta t=30^{\circ}\text{C}$ Watt (*)	$\Delta t=20^{\circ}\text{C}$ Watt	
520	53	520	470	0,75	0,50	127,1	37,2	28,0	19,4	11,5	1,280
650	53	650	600	0,88	0,61	158,7	46,5	34,8	24,0	14,2	1,295
700	53	700	650	0,93	0,65	171,5	50,2	37,6	25,9	15,3	1,295
920	53	920	870	1,15	0,84	222,6	65,2	48,7	33,3	19,6	1,314
1020	53	1020	970	1,25	0,93	245,7	72,0	53,7	36,8	21,6	1,314
1220	53	1220	1170	1,45	1,09	290,9	85,2	63,6	43,6	25,7	1,310
1520	53	1520	1470	1,75	1,35	359,1	105,2	78,6	54,0	31,8	1,306
1820	53	1820	1770	2,05	1,60	428,2	125,5	93,8	64,5	38,1	1,302
2020	53	2020	1970	2,25	1,77	474,3	139,0	104,0	71,6	42,3	1,300

(*) Thanks to the high performance of Irsap ELLIPSIS_V Vertical radiators, the ideal Δt for low temperature projects is Δt at 30°C .

For Δt different from 50°C use the formula:

$$Q = Q_n (\Delta t / 50)^n$$

- Maximum working pressure 4 bar
- Maximum working temperature 95°C

MANIFOLDS: Prearrangement for bottom connections with 1/2" welded fittings and internal baffle.

Finishes available: see pag. 306.

ELLIPSIS_H

horizontal




8 elements, height 480 mm, length 1520 mm. Clarer finish (cod. 06). Configuration cod. 01.

A classic that never goes out of fashion, the ELLIPSIS towel warmer is particularly suitable for refined environments.

ELLIPSIS_H Horizontal is available in 9 heights, from 4 to 30 elements and thermal powers from 140 to 3073 Watt.

ELLIPSIS_H

horizontal



Model	Depth	Lenght		Conn. centre	Weight	Capacity
		mm	L mm			
520	53	520	470	0,75	0,50	
650	53	650	600	0,88	0,61	
700	53	700	650	0,93	0,65	
920	53	920	870	1,15	0,84	
1020	53	1020	970	1,25	0,93	
1220	53	1220	1170	1,45	1,09	
1520	53	1520	1470	1,75	1,35	
1820	53	1820	1770	2,05	1,60	
2020	53	2020	1970	2,25	1,77	

ELLIPSIS_H Horizontal: Power in Watt for linear metre

N. el.	4	6	8	10	12	14	16	18	20	22	24	26	28	30
Btu/h Δt 50°C	920,4	1380,6	1837,5	2296,1	2761,2	3221,5	3681,7	4141,9	4602,1	5062,3	5522,5	5982,7	6442,9	6903,1
Watt Δt 50°C	269,6	404,4	538,2	672,5	808,8	943,6	1078,4	1213,2	1348,0	1482,8	1617,6	1752,4	1887,2	2022,0
Watt Δt 40°C	202,1	304,1	403,1	506,6	611,8	716,5	821,9	927,9	1034,7	1142,2	1250,4	1359,2	1468,8	1578,9
Watt Δt 30°C*	139,4	210,5	277,7	351,5	426,9	502,4	579,0	656,8	735,8	815,9	897,2	979,6	1063,1	1147,8
Watt Δt 20°C	82,5	125,4	164,2	210,1	257,0	304,6	353,4	403,6	455,0	507,8	561,9	617,4	674,2	732,3
Modification index	1,292	1,278	1,295	1,270	1,251	1,234	1,217	1,201	1,185	1,169	1,154	1,139	1,123	1,108

(*) Thanks to the high performance of Irsap ELLIPSIS_H Horizontal radiators, the ideal Δt for low temperature projects is Δt at 30°C.

For Δt different from 50°C use the formula:

$$Q = Q_n (\Delta t / 50)^n$$

- Maximum working pressure 4 bar
- Maximum working temperature 95°C

MANIFOLDS: Prearrangement for side connections with 1/2" welded fittings and internal baffle.

Finishes available: see pag. 306.

ELLIPSIS_V 2

vertical



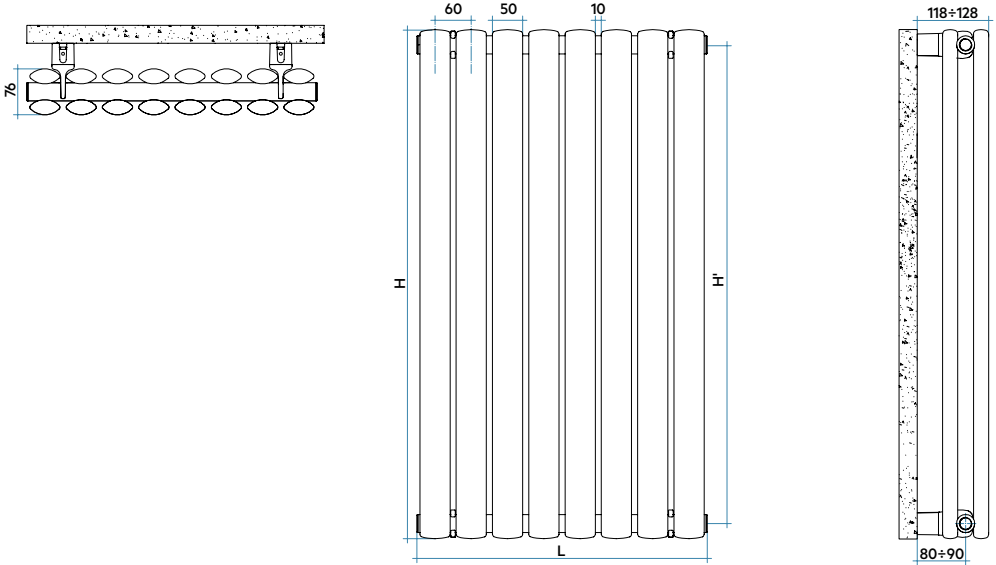
10 elements, height 1820 mm, length 600 mm, Matt White finish (Cod. 18). Configuration cod. 80.

With its versatility, ELLIPSIS_V 2 Vertical transforms the space becoming the absolute protagonist of any style of furniture.

ELLIPSIS_V 2 Vertical is available in 9 heights, from 4 to 30 elements and thermal powers from 230 to 3205 Watt.

ELLIPSIS_V 2

vertical



Thermal Power

Model	Depth mm	Height H mm	Conn. centre H' mm	Weight Kg	Cap. lt	$\Delta t=50^{\circ}\text{C}$	$\Delta t=50^{\circ}\text{C}$	$\Delta t=40^{\circ}\text{C}$	$\Delta t=30^{\circ}\text{C}$	$\Delta t=20^{\circ}\text{C}$	Exp. n.
						Btu/h	Watt	Watt	Watt (*)	Watt	
520	76	520	470	1,34	0,94	196,1	57,5	43,2	29,9	17,8	1,280
650	76	650	600	1,60	1,16	245,1	71,8	53,8	37,1	21,9	1,295
700	76	700	650	1,70	1,25	264,0	77,4	58,0	39,9	23,6	1,295
920	76	920	870	2,15	1,62	342,5	100,4	74,9	51,3	30,1	1,314
1020	76	1020	970	2,35	1,79	376,2	110,2	82,2	56,3	33,1	1,314
1220	76	1220	1170	2,75	2,12	443,9	130,1	97,1	66,6	39,2	1,310
1520	76	1520	1470	3,35	2,63	546,8	160,3	119,7	82,2	48,4	1,306
1820	76	1820	1770	3,95	3,14	648,6	190,1	142,2	97,7	57,6	1,302
2020	76	2020	1970	4,35	3,48	714,4	209,4	156,7	107,8	63,6	1,300

(*) Thanks to the high performance of Irsap ELLIPSIS_V 2 Vertical radiators, the ideal Δt for low temperature projects is Δt at 30°C .

For Δt different from 50°C use the formula:

$$Q=Q_n (\Delta t / 50)^n$$

- Maximum working pressure 4 bar
- Maximum working temperature 95°C

MANIFOLDS: Prearrangement for bottom connections with 1/2" welded fittings and internal baffle.

Finishes available: see pag. 306.

ELLIPSIS_H 2

horizontal






10 elements, height 600 mm, length 1520 mm. Agave finish (cod. 9N). Configuration cod. 01.

The ELLIPSIS_H 2 Horizontal towel warmer is a modern reinterpretation of decorative radiators. Functional and aesthetically appealing, it is characterized by elliptical tube elements.

ELLIPSIS_H 2 Horizontal is available in 9 heights, from 4 to 30 elements and thermal powers from 218 to 3189 Watt.

ELLIPSIS_H 2

horizontal



Model	Depth	Lenght		Weight	Capacity
		mm	L mm		
520	76	520	470	1,34	0,94
650	76	650	600	1,60	1,16
700	76	700	650	1,70	1,25
920	76	920	870	2,15	1,62
1020	76	1020	970	2,35	1,79
1220	76	1220	1170	2,75	2,12
1520	76	1520	1470	3,35	2,63
1820	76	1820	1770	3,95	3,14
2020	76	2020	1970	4,35	3,48

ELLIPSIS_H 2 Horizontal: Power in Watt for linear metre

N. el.	4	6	8	10	12	14	16	18	20	22	24	26	28	30
Btu/h Δt 50°C	1432,5	2148,8	2861,7	3578,0	4297,6	5013,9	5730,2	6446,4	7162,7	7879,0	8595,2	9311,5	10027,8	10744,1
Watt Δt 50°C	419,6	629,4	838,2	1048,0	1258,8	1468,6	1678,4	1888,2	2098,0	2307,8	2517,6	2727,5	2937,3	3147,1
Watt Δt 40°C	314,5	473,2	632,5	793,8	957,0	1120,5	1285,2	1451,0	1617,9	1785,9	1954,9	2124,9	2296,0	2468,0
Watt Δt 30°C*	216,9	327,7	440,0	554,8	672,0	790,6	911,0	1033,3	1157,3	1283,2	1410,8	1540,2	1671,3	1804,2
Watt Δt 20°C	128,5	195,2	263,8	334,9	408,3	483,6	560,9	640,3	721,7	805,2	890,8	978,5	1068,3	1160,1
Modification index	1,292	1,278	1,262	1,245	1,229	1,212	1,196	1,180	1,165	1,149	1,134	1,119	1,104	1,089

(*) Thanks to the high performance of Irsap ELLIPSIS_H 2 Horizontal radiators, the ideal Δt for low temperature projects is Δt at 30°C.

For Δt different from 50°C use the formula:

$$Q = Q_n (\Delta t / 50)^n$$

- Maximum working pressure 4 bar
- Maximum working temperature 95°C

MANIFOLDS: Prearrangement for side connections with 1/2" welded fittings and internal baffle.

Finishes available: see pag. 306.



RELAX

Radiators

Clean lines and geometric precision.
Right proportion of shapes and finishes.
High thermal powers even at low
temperatures.
RELAX perfectly matches functionality,
innovation and aesthetic particularly focusing
on the well-being of people, technological
perfection and respect for the environment.
RELAX, the real design radiator.

RELAX POWER



height 1963 mm, length 653 mm, Agave finish (Cod. 9N).

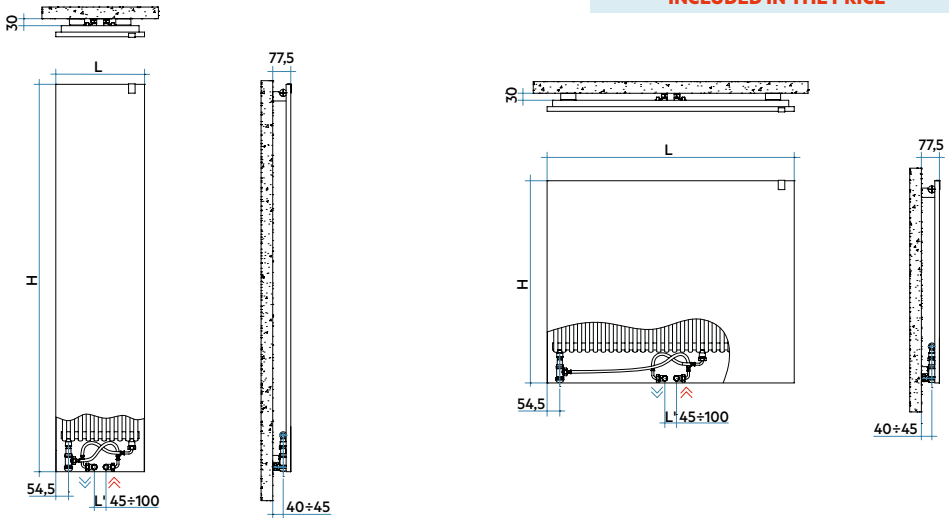
RELAX POWER is the representation of a refined and essential design.

Its square lines and wide range of colors make it an object that becomes a strong piece of furniture, fitting discreetly into any type of environment.

The towel holder (optional) makes RELAX also suitable for the bathroom. It is supplied with the innovative concealed hydraulic connection system installed directly in the company.

RELAX POWER

**Hidden hydraulic connection
INCLUDED IN THE PRICE**



CE 15-C-s2, d0
EN442-1

EURO Norm
EN 442

Thermal Power

Model	Depth		Height	Width	C. centre		Weight	Cap.	$\Delta t=50^{\circ}\text{C}$	$\Delta t=50^{\circ}\text{C}$			Exp.
	mm	H mm			L mm	L' mm				Kg	lt	Btu/h	
Relax P. 688 x 653	47,5	688	653	45 / 100	12,1	2,6	1481	434	331	234	143	1,212	
Relax P. 688 x 857	47,5	688	857	45 / 100	15,7	3,4	1945	570	435	307	188	1,212	
Relax P. 688 x 1061	47,5	688	1061	45 / 100	19,3	4,3	2405	705	538	380	232	1,212	
Relax P. 688 x 1197	47,5	688	1197	45 / 100	21,7	4,8	2716	796	607	429	262	1,212	
Relax P. 688 x 1401	47,5	688	1401	45 / 100	25,3	5,7	3177	931	710	501	307	1,212	
Relax P. 868 x 653	47,5	868	653	45 / 100	15,2	3,2	1863	546	414	290	175	1,239	
Relax P. 868 x 857	47,5	868	857	45 / 100	19,7	4,3	2446	717	544	381	230	1,239	
Relax P. 868 x 1061	47,5	868	1061	45 / 100	24,3	5,3	3026	887	673	471	285	1,239	
Relax P. 868 x 1197	47,5	868	1197	45 / 100	27,3	6,0	3415	1001	759	532	322	1,239	
Relax P. 868 x 1401	47,5	868	1401	45 / 100	31,9	7,1	3995	1171	888	622	376	1,239	
Relax P. 1663 x 381	47,5	1663	381	45 / 100	17,0	3,4	2074	608	458	318	190	1,270	
Relax P. 1663 x 517	47,5	1663	517	45 / 100	22,9	4,7	2815	825	621	431	258	1,270	
Relax P. 1663 x 653	47,5	1663	653	45 / 100	28,8	6,1	3555	1042	785	545	325	1,270	
Relax P. 1963 x 381	47,5	1963	381	45 / 100	20,0	4,0	2371	695	522	361	215	1,282	
Relax P. 1963 x 517	47,5	1963	517	45 / 100	26,9	5,5	3218	943	708	490	291	1,282	
Relax P. 1963 x 653	47,5	1963	653	45 / 100	33,9	7,1	4064	1191	895	619	368	1,282	
Relax P. 2163 x 381	47,5	2163	381	45 / 100	21,9	4,4	2515	737	555	385	230	1,273	
Relax P. 2163 x 517	47,5	2163	517	45 / 100	29,6	6,1	3415	1001	753	522	312	1,273	
Relax P. 2163 x 653	47,5	2163	653	45 / 100	37,3	7,8	4313	1264	951	660	394	1,273	

(*) Thanks to the high performance of Irsap RELAX POWER radiators, the ideal Δt for low temperature projects is Δt at 30°C.

For Δt different from 50°C use the formula:

$$Q = Q_n (\Delta t / 50)^n$$

Finishes available: see pag. 306.

- Maximum working pressure 10 bar
- Maximum working temperature 95°C

The thermal power of Mirror finish (cod. IS) and Satin stainless steel finish (cod. AS) is reduced by about 30%.

RELAX OVER POWER



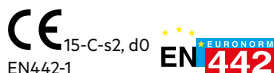
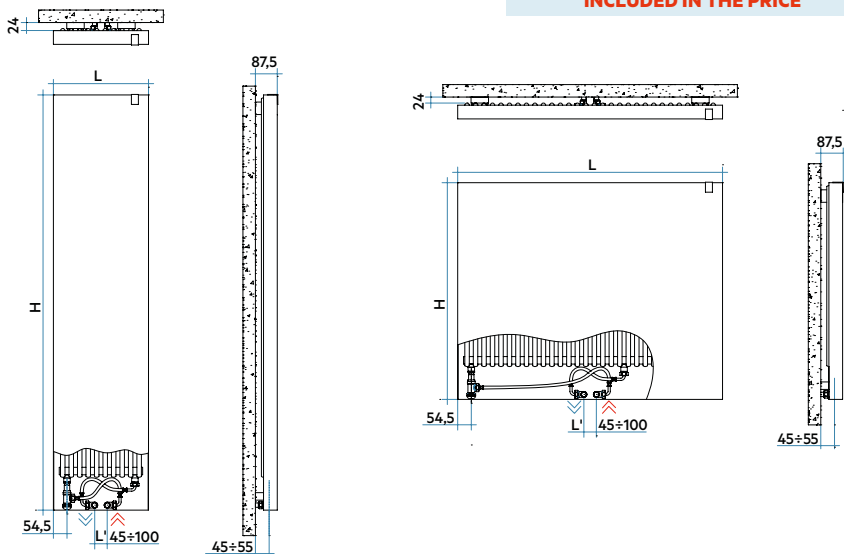
height 1663 mm, length 517 mm, Pearl White finish (Cod. 16)

RELAX OVER POWER is the RELAX version for those who need high thermal power. The towel holder is a design accessory that can be positioned, with the radiator already installed, at the desired height.

The whole RELAX range is supplied with the innovative concealed hydraulic connection system installed directly in the company.

RELAX OVER POWER

Hidden hydraulic connection
INCLUDED IN THE PRICE



Thermal Power

Model	Depth		Height	Width	Ccentre	Weight	Cap.	Thermal Power				Exp.
	mm	H mm						L mm	L' mm	Kg	lt	
Relax O. P. 688 x 653	63,5	688	653	45 / 100	17,3	4,4	2327	682	515	359	216	1,255
Relax O. P. 688 x 857	63,5	688	857	45 / 100	22,4	5,9	3054	895	676	471	283	1,255
Relax O. P. 688 x 1061	63,5	688	1061	45 / 100	27,5	7,3	3780	1108	837	584	351	1,255
Relax O. P. 688 x 1197	63,5	688	1197	45 / 100	31,0	8,3	4265	1250	945	658	396	1,255
Relax O. P. 688 x 1401	63,5	688	1401	45 / 100	36,1	9,8	4992	1463	1106	770	463	1,255
Relax O. P. 868 x 653	63,5	868	653	45 / 100	22,0	5,7	2900	850	641	445	266	1,266
Relax O. P. 868 x 857	63,5	868	857	45 / 100	28,6	7,5	3808	1116	841	584	350	1,266
Relax O. P. 868 x 1061	63,5	868	1061	45 / 100	35,1	9,4	4712	1381	1041	723	433	1,266
Relax O. P. 868 x 1197	63,5	868	1197	45 / 100	39,5	10,7	5316	1558	1174	816	488	1,266
Relax O. P. 868 x 1401	63,5	868	1401	45 / 100	46,0	12,6	6223	1824	1375	955	572	1,266
Relax O. P. 1663 x 381	63,5	1663	381	45 / 100	25,6	6,4	3166	928	696	480	284	1,291
Relax O. P. 1663 x 517	63,5	1663	517	45 / 100	34,3	8,9	4299	1260	945	651	386	1,291
Relax O. P. 1663 x 653	63,5	1663	653	45 / 100	43,1	11,4	5428	1591	1193	823	487	1,291
Relax O. P. 1963 x 381	63,5	1963	381	45 / 100	30,1	7,5	3617	1060	796	551	328	1,281
Relax O. P. 1963 x 517	63,5	1963	517	45 / 100	40,5	10,5	4910	1439	1081	748	445	1,281
Relax O. P. 1963 x 653	63,5	1963	653	45 / 100	50,8	13,6	6200	1817	1365	944	562	1,281
Relax O. P. 2163 x 381	63,5	2163	381	45 / 100	33,2	8,3	3972	1164	875	606	361	1,279
Relax O. P. 2163 x 517	63,5	2163	517	45 / 100	44,6	11,6	5391	1580	1188	822	490	1,279
Relax O. P. 2163 x 653	63,5	2163	653	45 / 100	56,0	15,0	6807	1995	1500	1038	618	1,279

(*) Thanks to the high performance of Irsap RELAX OVER POWER radiators, the ideal Δt for low temperature projects is Δt at 30°C.

For Δt different from 50°C use the formula:

$$Q = Q_n (\Delta t / 50)^\alpha$$

Finishes available: see pag. 306.

- Maximum working pressure 10 bar
- Maximum working temperature 95°C

The thermal power of Mirror finish (cod. IS) and Satin stainless steel finish (cod. AS) is reduced by about 30%.

RELAX RENOVA



height 2163 mm, length 728 mm. Azurite 3 finish (Cod. 6C).

RELAX RENOVA is the ideal product for replacement of any radiator already installed, thanks to a series of possible connections, on the bottom or side, making it ideal for the restructuring. The radiator is supplied with the hydraulic connection kit hidden concealment on the rear of the radiator.

A valve and lockshield system connected to flexible pipes allow for high installation flexibility, varying the hydraulic center distance from a minimum of 45 mm to a maximum of 100 mm as desired.

RELAX RENOVA

RENOVATION NO PROBLEM

The strength of RELAX RENOVA is the extreme ease of installation:

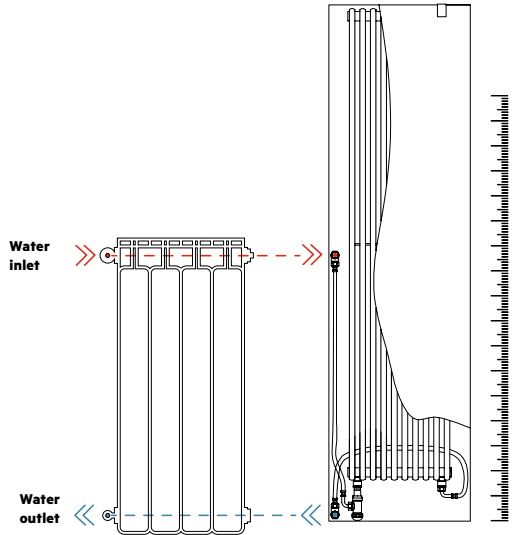
a hidden valve and holder system and connected to flexible pipes, it allows to vary the hydraulic wheelbase as desired either for side connections and on connections from below.

This solution allows, therefore, to replace the old ones without building works cast iron and aluminum radiators and fan coils, choosing a heating body contemporary and with a high aesthetic content.

Connections and center distances

Side centre distances from 500 to 2000 mm
Bottom centre distances from 50 to 700 mm

Completely concealed connections.
Ideal for low temperature operation.



Model	Depth mm	Height H mm	Width L mm	Ccentre L' mm	Weight Kg	Cap. lt	Thermal Power				Exp. n.	
							$\Delta t=50^{\circ}\text{C}$ Btu/h Watt	$\Delta t=50^{\circ}\text{C}$ Watt	$\Delta t=40^{\circ}\text{C}$ Watt (*)	$\Delta t=30^{\circ}\text{C}$ Watt		$\Delta t=20^{\circ}\text{C}$ Watt
688 x 728	63,5	688	728	45 / 100	19,3	4,4	2327	682	515	359	216	1,255
688 x 932	63,5	688	932	45 / 100	24,4	5,9	3054	895	676	471	283	1,255
688 x 1136	63,5	688	1136	45 / 100	29,4	7,3	3780	1108	837	584	351	1,255
688 x 1272	63,5	688	1272	45 / 100	32,8	8,3	4265	1250	945	658	396	1,255
688 x 1476	63,5	688	1476	45 / 100	37,9	9,8	4992	1463	1106	770	463	1,255
868 x 728	63,5	868	728	45 / 100	24,1	5,7	2900	850	641	445	266	1,266
868 x 932	63,5	868	932	45 / 100	30,6	7,5	3808	1116	841	584	350	1,266
868 x 1136	63,5	868	1136	45 / 100	37,2	9,4	4712	1381	1041	723	433	1,266
868 x 1272	63,5	868	1272	45 / 100	41,5	10,7	5316	1558	1174	816	488	1,266
868 x 1476	63,5	868	1476	45 / 100	48,0	12,6	6223	1824	1375	955	572	1,266
1663 x 456	63,5	1663	456	45 / 100	28,4	6,4	3166	928	696	480	284	1,291
1663 x 592	63,5	1663	592	45 / 100	37,2	8,9	4299	1260	945	651	386	1,291
1663 x 728	63,5	1663	728	45 / 100	45,9	11,4	5428	1591	1193	823	487	1,291
1963 x 456	63,5	1963	456	45 / 100	33,3	7,5	3617	1060	796	551	328	1,281
1963 x 592	63,5	1963	592	45 / 100	43,6	10,5	4910	1439	1081	748	445	1,281
1963 x 728	63,5	1963	728	45 / 100	53,9	13,6	6200	1817	1365	944	562	1,281
2163 x 456	63,5	2163	456	45 / 100	36,5	8,3	3972	1164	875	606	361	1,279
2163 x 592	63,5	2163	592	45 / 100	47,9	11,6	5391	1580	1188	822	490	1,279
2163 x 728	63,5	2163	728	45 / 100	59,3	15,0	6807	1995	1500	1038	618	1,279

(*) Thanks to the high performance of Irsap RELAX RENOVA radiators, the ideal Δt for low temperature projects is Δt at 30°C .

For Δt different from 50°C use the formula:

$$Q=Q_n (\Delta t / 50)^n$$

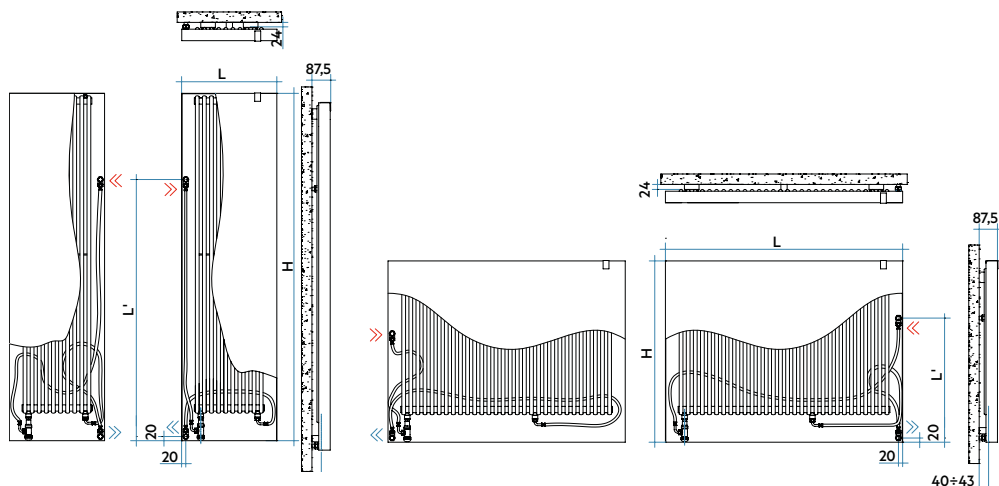
- Maximum working pressure 10 bar
- Maximum working temperature 95°C

Finishes available: see pag. 306.

RELAX RENOVA

allacciamento laterale lato destro o sinistro

Hidden hydraulic connection
INCLUDED IN THE PRICE



Centre distances available for the replacement of radiators with hydraulic connections on either the right or the left side

Centre distances available divided according the height

Model	Height H mm	Width L mm	$\Delta t=50^{\circ}\text{C}$ Watt	from 500 mm to 2000 mm				
				to 600 mm	to 800 mm	to 1600 mm	to 1900 mm	to 2000 mm
				Code	Code	Code	Code	Code
688 x 728	688	728	682	L1	X	X	X	X
688 x 932	688	932	895	L1	X	X	X	X
688 x 1136	688	1136	1.108	L1	X	X	X	X
688 x 1272	688	1272	1.250	L1	X	X	X	X
688 x 1476	688	1476	1.463	L1	X	X	X	X
868 x 728	868	728	850	L1	L2	X	X	X
868 x 932	868	932	1.116	L1	L2	X	X	X
868 x 1136	868	1136	1.381	L1	L2	X	X	X
868 x 1272	868	1272	1.558	L1	L2	X	X	X
868 x 1476	868	1476	1.824	L1	L2	X	X	X
1663 x 456	1663	456	928	L1	L2	L3	X	X
1663 x 592	1663	592	1.260	L1	L2	L3	X	X
1663 x 728	1663	728	1.591	L1	L2	L3	X	X
1963 x 456	1963	456	1.060	L1	L2	L3	L4	X
1963 x 592	1963	592	1.439	L1	L2	L3	L4	X
1963 x 728	1963	728	1.817	L1	L2	L3	L4	X
2163 x 456	2163	456	1.164	L1	L2	L3	L4	L5
2163 x 592	2163	592	1.580	L1	L2	L3	L4	L5
2163 x 728	2163	728	1.995	L1	L2	L3	L4	L5

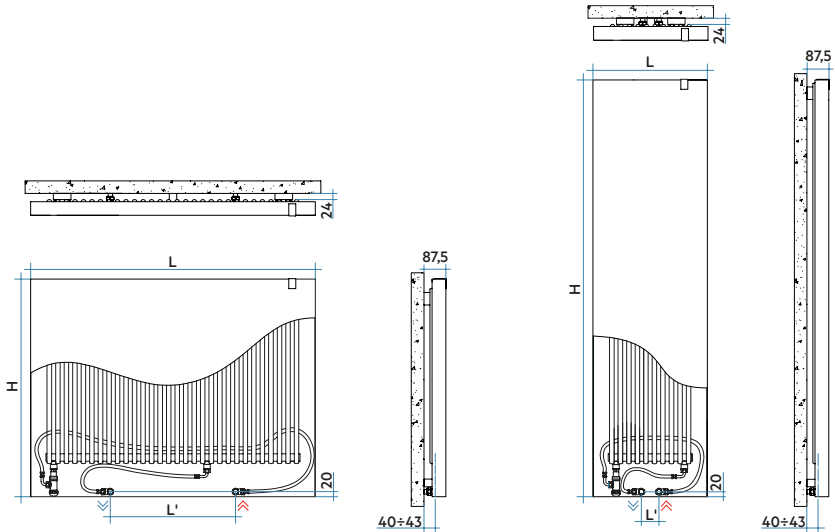
✓ = Conn. centre available - X = Conn. centre not available

RELAX RENOVA

allacciamento dal basso

Hidden hydraulic connection

INCLUDED IN THE PRICE



Centre distances available for the replacement of radiators with hydraulic connections from the bottom

Centre distances available divided according to the bottom

Model	Height H mm	Width L mm	$\Delta t=50^{\circ}\text{C}$ Watt	Centre distances available divided according to the bottom				
				from 50 mm to 200 mm	from 201 mm to 320 mm	from 321 mm to 450 mm	from 451 mm to 500 mm	from 501 mm to 700 mm
				Code	Code	Code	Code	Code
688 x 728	688	728	682	S1	S2	S3	X	X
688 x 932	688	932	895	S1	S2	S3	S4	X
688 x 1136	688	1136	1.108	S1	S2	S3	S4	S5
688 x 1272	688	1272	1.250	S1	S2	S3	S4	S5
688 x 1476	688	1476	1.463	S1	S2	S3	S4	S5
868 x 728	868	728	850	S1	S2	S3	X	X
868 x 932	868	932	1.116	S1	S2	S3	S4	X
868 x 1136	868	1136	1.381	S1	S2	S3	S4	S5
868 x 1272	868	1272	1.558	S1	S2	S3	S4	S5
868 x 1476	868	1476	1.824	S1	S2	S3	S4	S5
1663 x 456	1663	456	928	S1	X	X	X	X
1663 x 592	1663	592	1.260	S1	S2	X	X	X
1663 x 728	1663	728	1.591	S1	S2	S3	X	X
1963 x 456	1963	456	1.060	S1	X	X	X	X
1963 x 592	1963	592	1.439	S1	S2	X	X	X
1963 x 728	1963	728	1.817	S1	S2	S3	X	X
2163 x 456	2163	456	1.164	S1	X	X	X	X
2163 x 592	2163	592	1.580	S1	S2	X	X	X
2163 x 728	2163	728	1.995	S1	S2	S3	X	X

✓ = Conn. centre available - X = Conn. centre not available

RELAX IMMAGINA



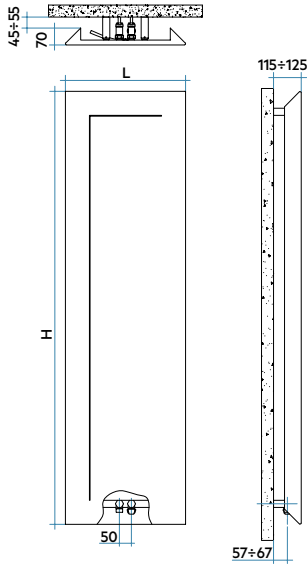
height 2000 mm, length 600 mm, Matt White finish (cod. J8). Design by Domenico De Palo

The radiating body is a sculpture on the wall; the infinite solutions are accomplices. Integration into the field of vision is achieved by blending in with the finish. The purity of the line is not an end in itself but rather

dictated by the shape that becomes body, light, and color before changing into heat. Available in two models, RELAX IMMAGINA S and RELAX IMMAGINA L, with two thermal powers and with luminous LEDs in a chromatic sequence.

RELAX IMMAGINA

Hidden hydraulic connection
INCLUDED IN THE PRICE



Model	Depth mm	Height H mm	Width L mm	Conn. centre L' mm	Weight Kg	Cap. lt	Thermal Power					Exp. n.
							$\Delta t=50^{\circ}\text{C}$ Btu/h	$\Delta t=50^{\circ}\text{C}$ Watt	$\Delta t=40^{\circ}\text{C}$ Watt	$\Delta t=30^{\circ}\text{C}$ Watt (*)	$\Delta t=20^{\circ}\text{C}$ Watt	
RELAX IMMAGINA S	70	1800	500	50	26,3	1,4	2624	769	584	410	248	1,234
RELAX IMMAGINA L	70	2000	600	50	33,3	1,9	3443	1009	768	540	329	1,224
RELAX IMMAGINA S with LED	70	1800	500	50	26,3	1,4	2624	769	584	410	248	1,234
RELAX IMMAGINA L with LED	70	2000	600	50	33,3	1,9	3443	1009	768	540	329	1,224

(*) Thanks to the high performance of Irsap RELAX IMMAGINA radiators, the ideal Δt for low temperature projects is Δt at 30°C .

For Δt different from 50°C use the formula:

$$Q=Q_n (\Delta t / 50)^n$$

- Maximum working pressure 4 bar
- Maximum working temperature 95°C

STANDARD SUPPLY: valve unit complete with couplings for copper (diameters 12, 14 and 15 mm) and multilayer (14 thick 2 and 16 thick 2); 4 wall supports; LED lighting system optional; air vent.

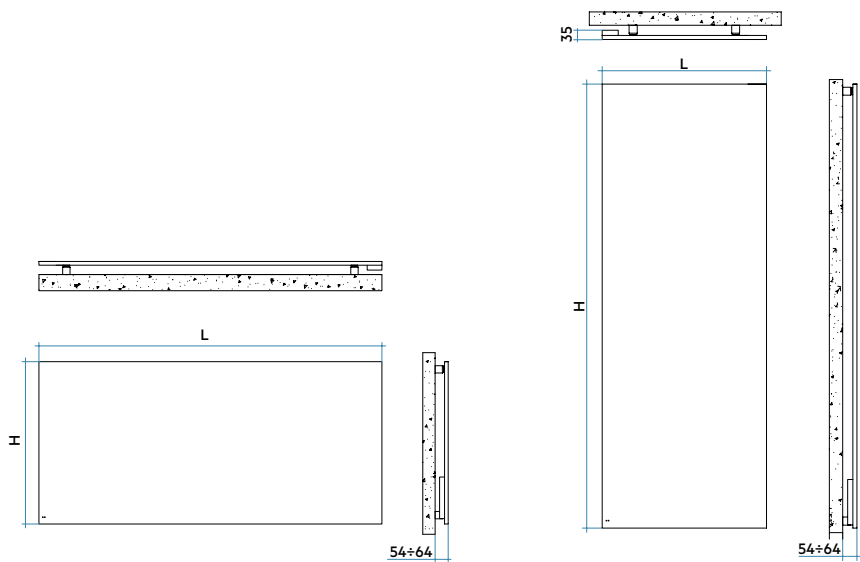
Finishes available: see pag. 306.



height 1963 mm, length 616 mm, Flame Red finish (Cod. 7D)

The RELAX range is completed by the only electric version of this radiant body. RELAX Electric combines rigor and design by integrating and enhancing any environment.

Available in four sizes and thermal powers, it can be installed both horizontally and vertically.



Model	Depth P mm	Height H mm	Width L mm	Weight Kg	Electric Power Watt
RELAX Electric 580	35	663	1064	21,6	580
RELAX Electric 770	35	663	1400	28,0	770
RELAX Electric 1100	35	1963	616	34,3	1100
RELAX Electric 1320	35	2163	616	37,7	1320

ELECTRONIC CONTROL SYSTEM:

Wireless communication by means of radio signals transmitted to the receiver connected to the system; radius of action about 30-50 metres in residential environments (868 MHz); radio frequency communication complying with European regulations; ITCS FUNCTION

(Intelligent Temperature Control System), for intelligent temperature control (this technology allows the exact desired temperature at the set time); open window detection function.

Finishes available: see pag. 306.



DESIGN

Radiators

Eclectic lines that go beyond traditional installations.

Technological perfection.

Painstaking attention to detail.

Perfect proportions in form and finish.

IRSAP Design radiators are all this and more:

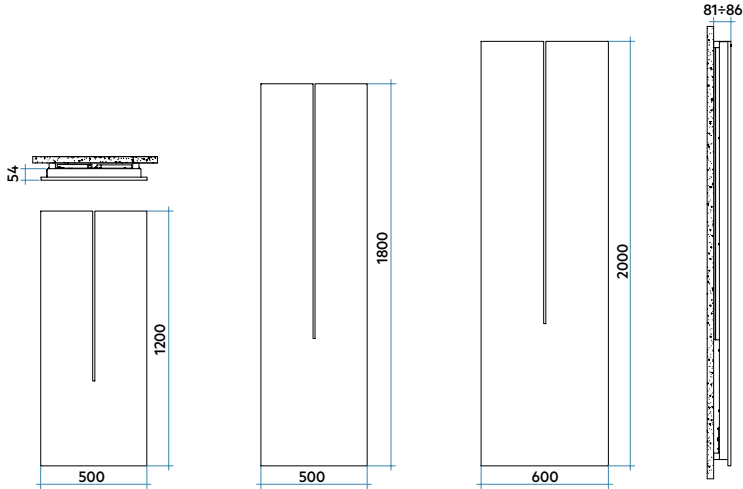
products developed for unconventional homes and strong personality.



height 1800 mm, length 500 mm, Matt Ochre Yellow finish (Cod. 4V). Designer Tommaso Balladore by Desall

ORIGIN, an electric radiant plate, was born from a project in collaboration with Desall with the aim of creating a design radiator with clean lines and advanced technological content. ORIGIN stands out for its essential and stylized shape that evokes the origin of life. It is equipped with a multicolored LED light

system with variable intensity, stronger starting from the bottom and more diffused towards the top. ORIGIN is available in the electric version in three different dimensional models and electrical powers. The new and exclusive WiFi electric resistance is supplied in the same color as the radiator.



Model	Depth P mm	Height H mm	Width L mm	Weight Kg	Electric Power Watt
ORIGIN 1200 x 500	74	1200	500	23,6	500
ORIGIN 1800 x 500	74	1800	500	37,2	750
ORIGIN 2000 x 600	74	2000	600	45,9	1000

WiFi Control*

Control your radiator remotely using the **IRSAP NOW** app available from:



Compatible with the systems:



The WiFi control, on the radiator, connects to smartphones, making product management simple and immediate, configurable by downloading the IRSAP NOW APP available from Android and IOS stores.

This APP allows the management of multiple homes, allowing individual rooms or zones to be configured independently.

The WiFi control is compatible with Google Home, Amazon Alexa and IFTTT protocol.

As well as monitoring and setting the desired temperature, the WiFi control has the following functions: stand-by function, key lock function, antifreeze function, HOME/ AWAY function (geolocation), holiday function, detect open window function, ITCS function (Intelligence Temperature Control System), which allows you to have the exact temperature at the set time, VOC function i.e. air quality control.

* Available only for UE and CH.

View the online guides at: now.irsap.com



Finishes available: see pag. 306.

POLYGON

vertical electric



height 1800 mm, length 500 mm, Satin Black finish (Cod. 30) and Medium Grey finish (Cod. 4D). Designed by DESALL Valentina Volpe

Made in collaboration with DESALL Valentina Volpe, the new POLYGON ELECTRIC plate radiator is the aesthetic and technological innovation that guarantees the fluidity of shape and creates beauty and comfort without overall dimensions.

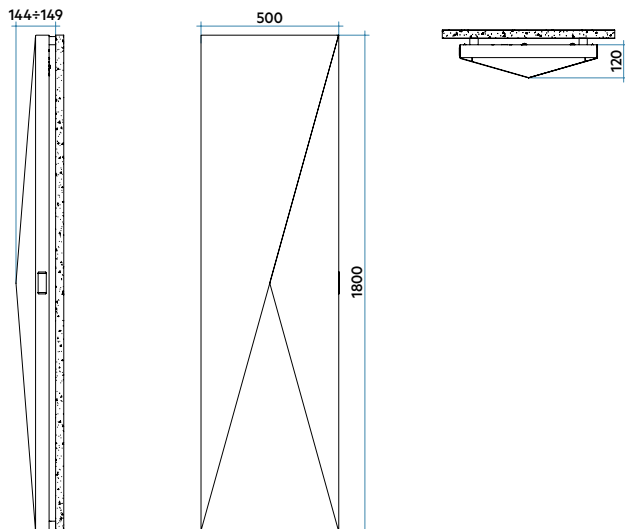
The POLYGON radiator is equipped with a WiFi control

system that interacts with the IRSAP NOW App, compatible with Google Home and Amazon Alexa, which allows you to set and manage the temperature control in each individual room.

The new and exclusive WiFi electric resistance is supplied in the same color as the radiator.

POLYGON

vertical electric



Model	Depth P mm	Height H mm	Width L mm	Weight Kg	Electric Power Watt
POLYGON Vertical Electric	120	1800	500	34,5	750

WiFi Control*

Control your radiator remotely using the IRSAP NOW app available from:



Compatible with the systems:



The WiFi control, on the radiator, connects to smartphones, making product management simple and immediate, configurable by downloading the IRSAP NOW APP available from Android and IOS stores.

This APP allows the management of multiple homes, allowing individual rooms or zones to be configured independently.

The WiFi control is compatible with Google Home, Amazon Alexa and IFTTT protocol.

As well as monitoring and setting the desired temperature, the WiFi control has the following functions: stand-by function, key lock function, antifreeze function, HOME/ AWAY function (geolocation), holiday function, detect open window function, ITCS function (Intelligence Temperature Control System), which allows you to have the exact temperature at the set time, VOC function i.e. air quality control.

* Available only for UE and CH.

View the online guides at: now.irsap.com



Finishes available: see pag. 306.

POLYGON FINISHES

MATT WHITE
cod. J8



MATT LIGHT GREY
cod. 8N

PEARL WHITE
cod. 16



QUARTZ 2
cod. 2C

MATT LIGHT GREY
cod. 8N



AGAVE
cod. 9N

SABLÉ
cod. Y4



AGAVE
cod. 9N

SATIN BLACK
cod. 30



MEDIUM GREY
cod. 4D

POLYGON

horizontal electric



height 500 mm., length 1800 mm., Satin Black finish (Cod. 30) and Medium Grey finish (Cod. 4D). Designed by DESALL, Valentina Volpe

Enriched with LED lights POLYGON offers elegance timeless, high technology and ease of use for the inhabitants of modern homes looking for comfort and discreet elegance.

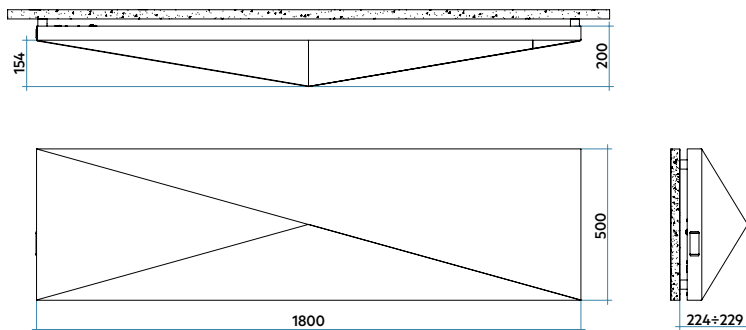
The POLYGON radiator is equipped with a WiFi control system that interacts with the IRSAP NOW App,

compatible with Google Home and Amazon Alexa, which allows you to set and manage the temperature control in each individual room.

The new and exclusive WiFi electric resistance is supplied in the same color as the radiator.

POLYGON

horizontal electric



Model	Depth P mm	Height H mm	Width L mm	Weight Kg	Electric Power Watt
POLYGON Horizontal Electric	200	500	1800	36,0	750

WiFi Control*

Control your radiator remotely using the IRSAP NOW app available from:



Compatible with the systems:



The WiFi control, on the radiator, connects to smartphones, making product management simple and immediate, configurable by downloading the IRSAP NOW APP available from Android and IOS stores.

This APP allows the management of multiple homes, allowing individual rooms or zones to be configured independently.

The WiFi control is compatible with Google Home, Amazon Alexa and IFTTT protocol.

As well as monitoring and setting the desired temperature, the WiFi control has the following functions: stand-by function, key lock function, antifreeze function, HOME/ AWAY function (geolocation), holiday function, detect open window function, ITCS function (Intelligence Temperature Control System), which allows you to have the exact temperature at the set time, VOC function i.e. air quality control.

* Available only for UE and CH.

View the online guides at: now.irsap.com




Finishes available: see pag. 306.

POLYGON FINISHES



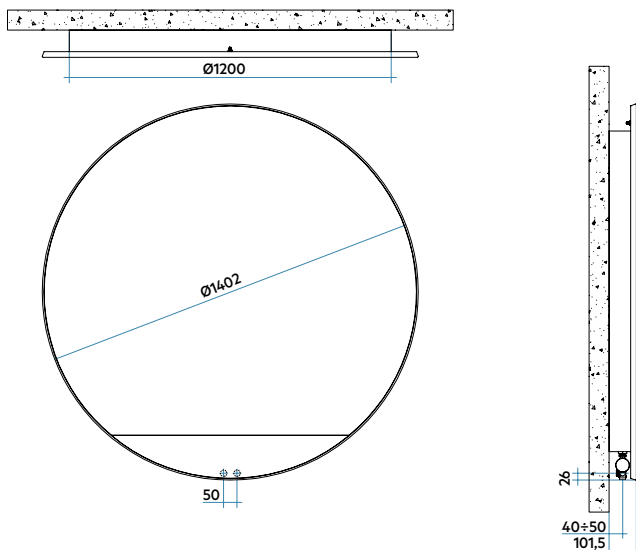
ORIMONO



diameter 1402 mm. Plate fabric Brick finish (cod. 2N), Standard White finish frame (cod. 01). Designed by Marco Taretta

A round geometry with 1400 mm diameter completely in aluminum, dressed with a fabric of 90% natural wool and only 10% nylon. Radiator presented in sage, brick and saffron colors

coupled with a white frame; avio and ash combined with an anthracite frame. ORIMONO is available in the hydraulic and electric version.



Model	Depth mm	Height H mm	Width L mm	Conn. centre L' mm	Weight Kg	Cap. lt	Thermal Power				Exp. n.	
							$\Delta t=50^{\circ}\text{C}$ Watt	$\Delta t=50^{\circ}\text{C}$ Btu/h	$\Delta t=40^{\circ}\text{C}$ Watt	$\Delta t=30^{\circ}\text{C}$ Watt (*)		$\Delta t=20^{\circ}\text{C}$ Watt
ORIMONO	101,5	1402	1402	50	49,0	1,7	2365	693	530	375	231	1,200

(*) Thanks to the high performance of Irsap ORIMONO radiators, the ideal Δt for low temperature projects is Δt at 30°C.

For Δt different from 50°C use the formula:

$$Q = Q_n (\Delta t / 50)^n$$

STANDARD SUPPLY: water connection system installed on the product, complete with couplings for connection to copper pipes (diameters 12, 14 and 15 mm) and multilayer pipes (14 thick 2 and 16 thick 2); wall fixing system built into the product column; venting valve.

- Maximum working pressure 4 bar
- Maximum working temperature 95°C

FABRIC COMBINATIONS - FRAMES ORIMONO

<p>PLATE FABRIC Ash cod. 7M</p>  <p>FRAME Matt Anthracite Grey cod.6V</p>	<p>PLATE FABRIC Airforce Blue cod. 8M</p>  <p>FRAME Matt Anthracite Grey cod.6V</p>	<p>PLATE FABRIC Sage cod. 9M</p>  <p>FRAME Standard White cod.01</p>	<p>PLATE FABRIC Saffron cod. 1N</p>  <p>FRAME Standard White cod.01</p>	<p>PLATE FABRIC Brick cod. 2N</p>  <p>FRAME Standard White cod.01</p>
---	--	---	--	---

ORIMONO

electric



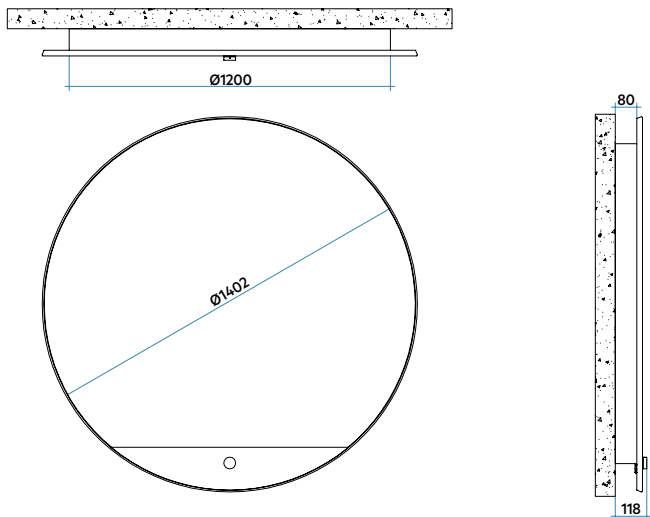
diameter 1402 mm. Plate fabric Saffron (Cod. 1N). frame Standard White (Cod. 01). Designed by Marco Taitella

A round geometry with 1400 mm diameter completely in aluminum, dressed with a fabric of 90% natural wool and only 10% nylon.

Radiator presented in sage, brick and saffron colors

coupled with a white frame; avio and ash combined with an anthracite frame.






ORIMONO is available in the hydraulic and electric version.



Model	Depth P mm	Height H mm	Width L mm	Weight Kg	Electric Power Watt
ORIMONO Electric	118	1402	1402	46,8	750

STANDARD SUPPLY: system for fixing to the wall incorporated in the product; IR remote control.

FABRIC COMBINATIONS - FRAMES ORIMONO

<p>PLATE FABRIC Ash cod. 7M</p>  <p>FRAME Matt Anthracite Grey cod.6V</p>	<p>PLATE FABRIC Airforce Blue cod. 8M</p>  <p>FRAME Matt Anthracite Grey cod.6V</p>	<p>PLATE FABRIC Sage cod. 9M</p>  <p>FRAME Standard White cod.01</p>	<p>PLATE FABRIC Saffron cod. 1N</p>  <p>FRAME Standard White cod.01</p>	<p>PLATE FABRIC Brick cod. 2N</p>  <p>FRAME Standard White cod.01</p>
--	---	--	---	--

TESI CHROME-PLATED



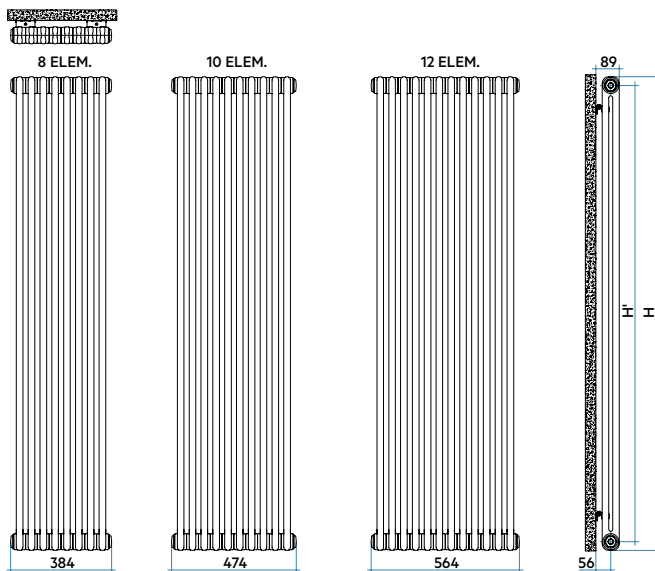
12 elements, height 2000 mm, length 564 mm, Chrome-plated finish (cod. 50).

The rounded lines of the TESI radiator match the reflections of the chrome-plated finish. The TESI CHROME-PLATED model reinterprets the heating element concept to make it play the leading role

and provide an object of desire, a catalyst for the whole.

TESI CHROME-PLATED is available in: 2 heights 1802 and 2002 mm; 3 widths from 384 to 564 mm; thermal powers from 756 to 1738 Watt.

TESI CHROME-PLATED



TESI 2 CHROME-PLATED

Model	Depth mm	Height mm	Width mm	Ccentre mm	Weight Kg	Cap. lt	Therma Power					Exp. n.
							$\Delta t=50^{\circ}\text{C}$ Btu/h	$\Delta t=50^{\circ}\text{C}$ Watt	$\Delta t=40^{\circ}\text{C}$ Watt	$\Delta t=30^{\circ}\text{C}$ Watt (*)	$\Delta t=20^{\circ}\text{C}$ Watt	
1800 08 el.	65	1802	384	1735	26,6	13,1	2578	756	562	384	225	1,325
1800 10 el.	65	1802	474	1735	33,2	16,4	3223	945	703	480	281	1,325
1800 12 el.	65	1802	564	1735	39,8	19,7	3868	1134	844	576	337	1,325
2000 08 el.	65	2002	384	1935	28,6	14,4	2885	846	629	429	250	1,328
2000 10 el.	65	2002	474	1935	35,8	18,0	3606	1057	786	536	313	1,328
2000 12 el.	65	2002	564	1935	43,0	21,6	4327	1268	943	643	376	1,328

TESI 3 CHROME-PLATED

Model	Depth mm	Height mm	Width mm	Ccentre mm	Weight Kg	Cap. lt	Therma Power					Exp. n.
							$\Delta t=50^{\circ}\text{C}$ Btu/h	$\Delta t=50^{\circ}\text{C}$ Watt	$\Delta t=40^{\circ}\text{C}$ Watt	$\Delta t=30^{\circ}\text{C}$ Watt (*)	$\Delta t=20^{\circ}\text{C}$ Watt	
1800 08 el.	101	1802	384	1735	35,6	19,4	3553	1042	774	529	309	1,327
1800 10 el.	101	1802	474	1735	44,5	24,3	4441	1302	968	661	386	1,327
1800 12 el.	101	1802	564	1735	53,4	29,2	5329	1562	1162	793	463	1,327
2000 08 el.	101	2002	384	1935	38,7	21,4	3953	1158	862	590	346	1,321
2000 10 el.	101	2002	474	1935	48,4	26,8	4941	1448	1078	737	432	1,321
2000 12 el.	101	2002	564	1935	58,1	32,2	5929	1738	1294	884	518	1,321

(*) Thanks to the high performance of Irsap TESI CHROME-PLATED radiators, the ideal Δt for low temperature projects is Δt at 30°C .

For Δt different from 50°C use the formula:

$$Q=Q_n (\Delta t / 50)^n$$

Available only in chrome-plated finish.

- Maximum working pressure 10 bar
- Maximum working temperature 95°C

Extension of Guarantee:

Starting from 2010 sales, the whole range of TESI radiators is guaranteed for 10 years.

TESI MEMORY



10 elements, height 1800 mm, length 654 mm, Tobacco Brown finish (Cod. 1B).

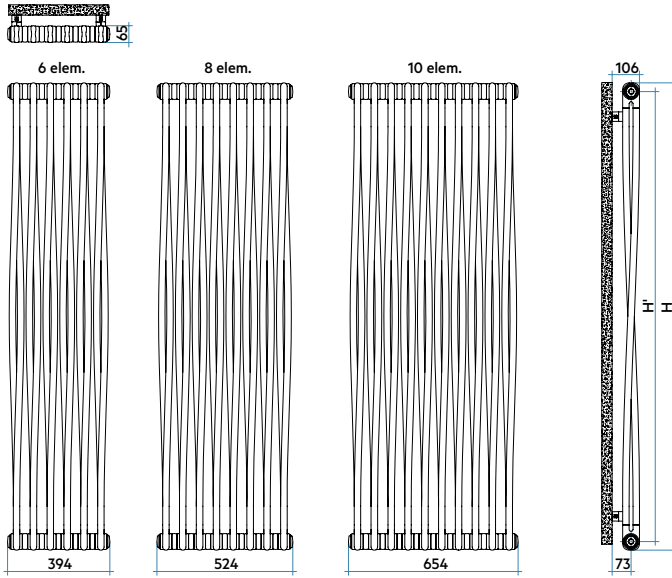
The original interweaving of the pipes makes the TESI MEMORY model a unique design object.

TESI MEMORY has as standard equipment: valve, lockshield, shelves for installation in a coordinated

finish, chromed vent valve, chromed pipe cover and hole cover rosette.

TESI MEMORY is available in 2 heights 1802 and 2002 mm and thermal powers from 896 to 1657 mm.

TESI MEMORY



H mm	H' mm
1802	1735
2002	1935



Therma Power

Model	Depth mm	Height mm	Width mm	Ccentre mm	Weight Kg	Cap. lt	$\Delta t=50^{\circ}\text{C}$ Btu/h	Therma Power			Exp. n.	
								$\Delta t=50^{\circ}\text{C}$ Watt	$\Delta t=40^{\circ}\text{C}$ Watt	$\Delta t=30^{\circ}\text{C}$ Watt (*)		
1800 06 el.	65	1802	394	1735	15,2	10,5	3059	896	669	459	270	1,311
1800 08 el.	65	1802	524	1735	20,3	14,0	4078	1195	892	612	360	1,311
1800 10 el.	65	1802	654	1735	25,4	17,5	5098	1494	1115	765	450	1,311
2000 06 el.	65	2002	394	1935	16,8	11,5	3392	994	743	510	301	1,306
2000 08 el.	65	2002	524	1935	22,4	15,4	4523	1326	990	680	401	1,306
2000 10 el.	65	2002	654	1935	28,0	19,2	5654	1657	1238	850	501	1,306

(*) Thanks to the high performance of Irsap TESI MEMORY radiators, the ideal Δt for low temperature projects is Δt at 30°C .

For Δt different from 50°C use the formula:

$$Q=Q_n (\Delta t / 50)^n$$

Finishes available: see pag. 306.

- Maximum working pressure 10 bar
- Maximum working temperature 95°C

Extension of Guarantee:

Starting from 2010 sales, the whole range of TESI radiators is guaranteed for 10 years.

TESI JOIN



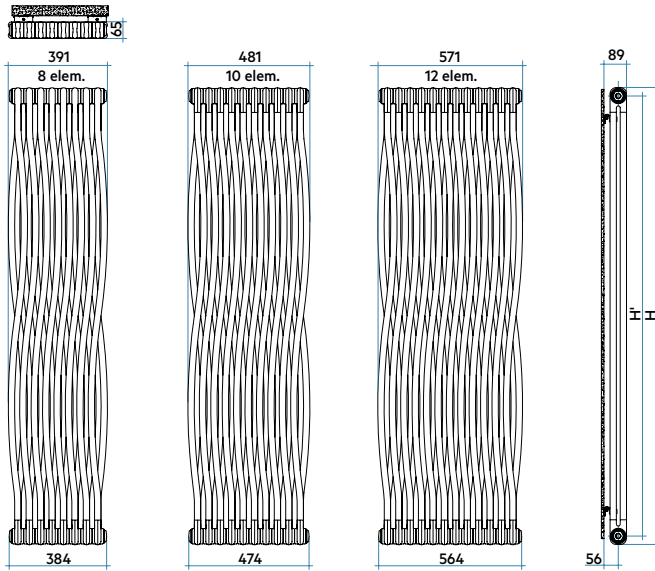
10 elements, height 2000 mm, length 481 mm, Matt Blue Dove finish (Cod. 4P).

TESI JOIN has a sinuous and captivating shape. The soft lines that intertwine make this heating body the protagonist of any environment in which it is inserted.

TESI JOIN has as standard equipment: valve, holder, shelves for installation in a coordinated finish, chromed

vent valve, chromed pipe cover and hole cover rosette. TESI JOIN is available in: 2 heights 1802 and 2002 mm; 3 widths from 391 to 571 mm; thermal powers from 994 to 1668 Watt.

TESI JOIN



H mm	H' mm
1802	1735
2002	1935



Therma Power

Model	Depth mm	Height mm	Width mm	Ccentre mm	Weight Kg	Cap. lt	$\Delta t=50^{\circ}\text{C}$ Btu/h	Therma Power			Exp. n.	
								$\Delta t=50^{\circ}\text{C}$ Watt	$\Delta t=40^{\circ}\text{C}$ Watt	$\Delta t=30^{\circ}\text{C}$ Watt (*)		
1800 08 el.	65	1802	391	1735	21,5	12,6	2918	994	739	504	294	1,329
1800 10 el.	65	1802	481	1735	26,9	15,8	3647	1243	924	630	368	1,329
1800 12 el.	65	1802	571	1735	32,3	19,0	4376	1492	1109	756	442	1,329
2000 08 el.	65	2002	391	1935	24,1	13,8	3263	1112	829	567	332	1,319
2000 10 el.	65	2002	481	1935	30,1	17,2	4079	1390	1036	709	415	1,319
2000 12 el.	65	2002	571	1935	36,1	20,6	4895	1668	1243	851	498	1,319

(*) Thanks to the high performance of Irsap TESI JOIN radiators, the ideal Δt for low temperature projects is Δt at 30°C .

For Δt different from 50°C use the formula:

$$Q = Q_n (\Delta t / 50)^n$$

Finishes available: see pag. 306.

- Maximum working pressure 10 bar
- Maximum working temperature 95°C

Extension of Guarantee:

Starting from 2010 sales, the whole range of TESI radiators is guaranteed for 10 years.

TESI RUNNER



12 elements, height 1800 mm, length 571 mm. Sablé finish (cod. Y4).

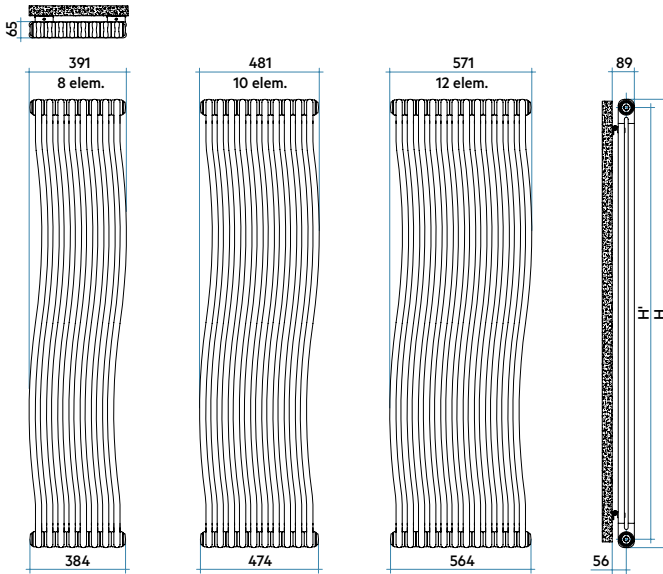
The TESI RUNNER model's sinuosity is its distinctive feature and makes dynamism the absolute protagonist in every room.

TESI RUNNER has as standard equipment: valve, lockshield, shelves for installation in a coordinated

finish, chromed vent valve, chromed pipe cover and hole cover rosette.

TESI RUNNER is available in: 2 heights 1802 and 2002 mm; 3 widths from 391 to 571 mm; thermal powers from 994 to 1668 Watt.

TESI RUNNER



H mm	H' mm
1802	1735
2002	1935



Therma Power

Model	Depth mm	Height mm	Width mm	Ccentre mm	Weight Kg	Cap. lt	$\Delta t=50^{\circ}\text{C}$	$\Delta t=50^{\circ}\text{C}$	$\Delta t=40^{\circ}\text{C}$	$\Delta t=30^{\circ}\text{C}$	$\Delta t=20^{\circ}\text{C}$	Exp. n.
							Btu/h	Watt	Watt	Watt (°)	Watt	
1800 08 el.	65	1802	391	1735	21,5	12,6	2918	994	739	504	294	1,329
1800 10 el.	65	1802	481	1735	26,9	15,8	3647	1243	924	630	368	1,329
1800 12 el.	65	1802	571	1735	32,3	19,0	4376	1492	1109	756	442	1,329
2000 08 el.	65	2002	391	1935	24,1	13,8	3263	1112	829	567	332	1,319
2000 10 el.	65	2002	481	1935	30,1	17,2	4079	1390	1036	709	415	1,319
2000 12 el.	65	2002	571	1935	36,1	20,6	4895	1668	1243	851	498	1,319

(*) Thanks to the high performance of Irsap TESI RUNNER radiators, the ideal Δt for low temperature projects is Δt at 30°C .

For Δt different from 50°C use the formula:

$$Q=Q_n (\Delta t / 50)^n$$


Finishes available: see pag. 306.

- Maximum working pressure 10 bar
- Maximum working temperature 95°C

Extension of Guarantee:

Starting from 2010 sales, the whole range of TESI radiators is guaranteed for 10 years.

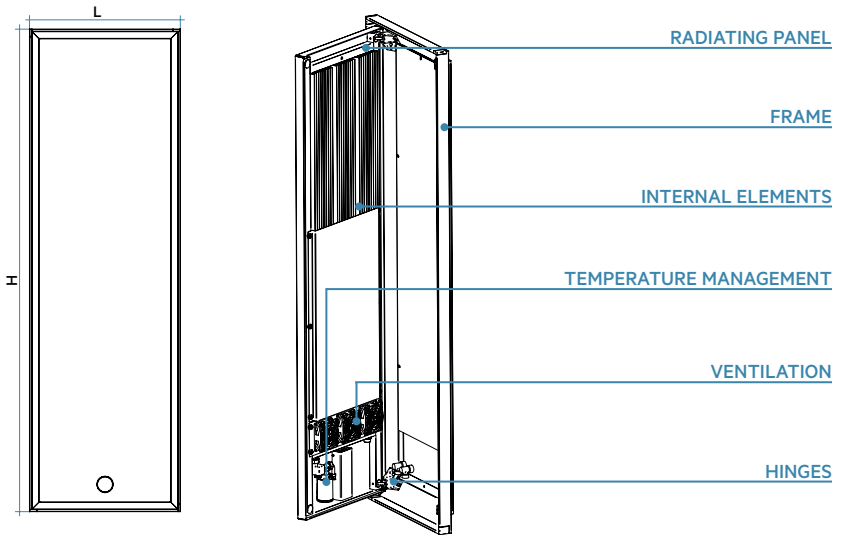
FACE_AIR



height 1800 mm, length 600 mm, Stainless Steel - Fabric Blue finish (cod. 1G). Designed by Antonio Citterio with Sergio Brioschi

FACE_AIR is a steel radiant plate. Small integrated silenced fans add power to the radiator performance. The heating body hides all fasteners, connections and electrical connections from view.

The exclusive stainless steel finishes give FACE_AIR the elegance of a single piece, while the colors of the IRSAP range offer perfect continuity with the stylistic key of the environment.



Therma Power

Model	Depth mm	Height mm	Width mm	C.centre mm	Weight Kg	Cap. lt	$\Delta t=50^{\circ}\text{C}$ Btu/h	Therma Power				Exp. n.
								$\Delta t=50^{\circ}\text{C}$ Watt	$\Delta t=40^{\circ}\text{C}$ Watt	$\Delta t=30^{\circ}\text{C}$ Watt (*)	$\Delta t=20^{\circ}\text{C}$ Watt	
FACE_Air 1600 x 500	75	1597	500	50	31,9	1,2	2559	750	569	398	241	1,240
FACE_Air 1600 x 600	75	1597	598	50	38,8	1,6	3412	1000	760	533	324	1,230
FACE_Air 1800 x 500	75	1797	500	50	36,7	1,4	3207	940	713	499	302	1,240
FACE_Air 1800 x 600	75	1797	598	50	43,6	1,8	4163	1220	927	651	395	1,230

(*) Thanks to the high performance of Irsap FACE_AIR radiators, the ideal Δt for low temperature projects is Δt at 30°C.

For Δt different from 50°C use the formula:

$$Q=Q_n (\Delta t / 50)^n$$

- Maximum working pressure 4 bar
- Maximum working temperature 95°C

STANDARD SUPPLY: 2 lockshield valves 1/2" M 1/2" F – FE connection; flexible pipes for ease of installation; wall fastening system; power supply unit; modulating thermostat head.

FACE FINISHES

PLATE	FRAME	PLATE	FRAME	PLATE	FRAME	PLATE	FRAME
Stainless Steel Fabric Blue Cod. 1G	Deep Blue Cod. 2F	Stainless Steel Dots Black Cod. 2G	Black Cod. 10	Stainless Steel Satin Black Cod. 3G	Black Cod. 10	Stainless Steel Glossy Linen Cod. 4G	Standard White Cod. 01

STANDARD FINISHES

See IRSAP Colour Chart (page 306), Classic and Special Finishes (except for cod. J4).

FACE ZERO_AIR

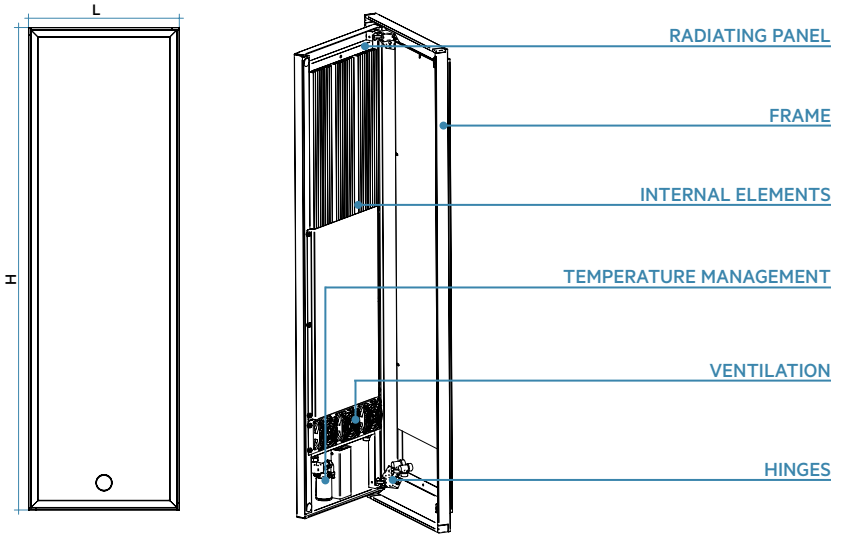


height 1800 mm, length 600 mm, Quartz 1 finish (Cod.: 1C). Designed by Antonio Citterio with Sergio Broschi

IRSAP, with the FACE ZERO_AIR version, presents the line of flush-to-wall radiators. The heat becomes one with the wall, merging into a single plane. In this way, the study of the environment allows for creative and design freedom like never before.

Wall or plasterboard recess for the FACE ZERO_AIR radiator is facilitated by the special and lightweight aluminum frame. The opening heating body, with magnetic closure and concealed connections, allows easy access for maintenance and cleaning.

FACE ZERO_AIR



Therma Power

Model	Depth mm	Height mm	Width mm	C. centre mm	Weight Kg	Cap. lt	$\Delta t=50^{\circ}\text{C}$ Btu/h	Therma Power				Exp. n.
								$\Delta t=50^{\circ}\text{C}$ Watt	$\Delta t=40^{\circ}\text{C}$ Watt	$\Delta t=30^{\circ}\text{C}$ Watt (*)	$\Delta t=20^{\circ}\text{C}$ Watt	
FACE ZERO_Air 1600 x 500	75	1597	500	50	31,9	1,2	2559	750	569	398	241	1,240
FACE ZERO_Air 1600 x 600	75	1597	598	50	38,8	1,6	3412	1000	760	533	324	1,230
FACE ZERO_Air 1800 x 500	75	1797	500	50	36,7	1,4	3207	940	713	499	302	1,240
FACE ZERO_Air 1800 x 600	75	1797	598	50	43,6	1,8	4163	1220	927	651	395	1,230

(*) Thanks to the high performance of Irsap FACE ZERO_AIR radiators, the ideal Δt for low temperature projects is Δt at 30°C .

For Δt different from 50°C use the formula:

$$Q=Q_n (\Delta t / 50)^n$$

- Maximum working pressure 4 bar
- Maximum working temperature 95°C

STANDARD SUPPLY: 2 lockshield valves 1/2" M 1/2" F – FE connection; flexible pipes for ease of installation; wall fastening system; power supply unit; modulating thermostat head.

FACE FINISHES

PLATE	FRAME	PLATE	FRAME	PLATE	FRAME	PLATE	FRAME
Stainless Steel	Deep Blue	Stainless Steel	Black	Stainless Steel	Black	Stainless Steel	Standard White
Fabric Blue	Blue	Dots Black	Cod. 10	Satin Black	Cod. 10	Glossy Linen	White
Cod. 1G	Cod. 2F	Cod. 2G		Cod. 3G		Cod. 4G	Cod. 01

STANDARD FINISHES

See IRSAP Colour Chart (page 306), Classic and Special Finishes (except for cod. J4).

STEP_V


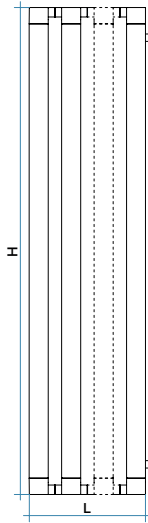
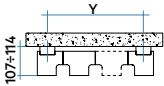


8 elements, height 2000 mm, length 970 mm. Medium Grey finish (cod. 4D). Designed by Antonio Citterio with Sergio Brioschi

STEP_V is the range of vertically developed products available in multiple sizes and powers. Nine models designed to offer optimal adaptability to any type of environment and every need.

The breadth of range ensures ideal comfort in every situation.

STEP_V



H mm	H' mm	L mm	X mm	Y mm
600	376	670	575	595
600	376	910	575	835
600	376	1150	575	1075
1800	1576	430	1775	355
1800	1576	670	1775	595
1800	1576	910	1755	835
2000	1776	430	1975	355
2000	1776	670	1975	595
2000	1766	910	1975	835



Therma Power

Model	Depth mm	Height mm	Width mm	Ccentre mm	Weight Kg	Cap. lt	$\Delta t=50^{\circ}\text{C}$ Btu/h	Therma Power				Exp. n.
								$\Delta t=50^{\circ}\text{C}$ Watt	$\Delta t=50^{\circ}\text{C}$ Watt	$\Delta t=40^{\circ}\text{C}$ Watt (*)	$\Delta t=30^{\circ}\text{C}$ Watt	
STEP_V_0600_06 el.	107	600	670	376	11,6	1,7	1417	415	316	221	134	1,232
STEP_V_0600_08 el.	107	600	910	376	15,6	2,2	1889	554	421	295	179	1,232
STEP_V_0600_10 el.	107	600	1150	376	19,7	2,8	2361	692	526	369	224	1,232
STEP_V_1800_04 el.	107	1800	430	1576	13,9	3,2	2376	696	529	371	225	1,234
STEP_V_1800_06 el.	107	1800	670	1576	21,1	4,8	3564	1045	793	556	337	1,234
STEP_V_1800_08 el.	107	1800	910	1576	28,3	6,4	4752	1393	1058	742	450	1,234
STEP_V_2000_04 el.	107	2000	430	1776	14,9	3,5	2609	765	580	406	246	1,238
STEP_V_2000_06 el.	107	2000	670	1776	22,6	5,3	3914	1147	871	610	369	1,238
STEP_V_2000_08 el.	107	2000	910	1776	30,4	7,1	5218	1530	1161	813	492	1,238

(*) Thanks to the high performance of Irsap STEP_V radiators, the ideal Δt for low temperature projects is Δt at 30°C.

For Δt different from 50°C use the formula:

$$Q=Q_n (\Delta t / 50)^n$$

- Maximum working pressure 4 bar
- Maximum working temperature 95°C

STANDARD SUPPLY: wall fixing systems the same finish as the radiator; 2 hidden vent valves of 1/2" and valve caps; pre-mounted hydraulic connection kit in the same finish as the radiator, complete with couplings for copper fittings (diameter 12, 14 and 15 mm), and multilayer pipes (14 x 2 thick and 16 x 2 thick).

STEP FINISHES



Chrome-plated
cod. 50



Sablé
cod. Y4



Azurite 3
cod. 6C



Graphite Black
cod. 18



Pearl White
cod. 16



Sunstone
cod. 2D



Medium Grey
cod. 4D



Satin Black
cod. 30



Quartz 1
cod. 1C



Tobacco Brown
cod. 1B



Pearl Grey
cod. L6



Quartz 2
cod. 2C



Flame Red
cod. 7D



**Hammered Grey
Metallic** cod. 32

STEP_H




4 elements, height 430 mm, length 1500 mm. Quartz 2 finish (cod. 2C). Designed by Antonio Citterio with Sergio Brioschi

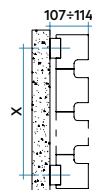
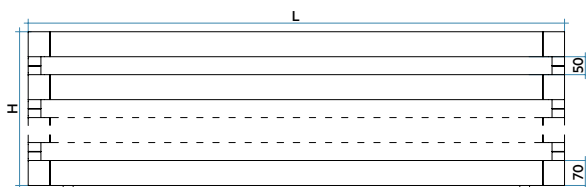
The STEP range offers the synthesis of simple and clean lines, peculiarities universally recognized in the works of Antonio Citterio. With STEP, IRSAP invites you to experience the home.

STEP_H is the version with horizontal development, made with large 70 mm slats. Thanks to its harmony of shapes and its multiple sizes, STEP_H is adaptable to any room in the house.

STEP_H



H mm	L mm	L' mm	X mm	Y mm
310	1500	1276	235	1475
430	1500	1276	355	1475
310	1800	1576	235	1775
430	1800	1576	355	1775



Therma Power

Model	Depth mm	Height mm	Width mm	Ccentre mm	Weight Kg	Cap. lt	Δt=50°C Btu/h	Therma Power			Exp. n.	
								Δt=50°C Watt	Δt=40°C Watt	Δt=30°C Watt (*)		Δt=20°C Watt
STEP_H_1500_03 el.	107	310	1500	1276	9,1	2,0	1589	466	351	243	146	1,269
STEP_H_1500_04 el.	107	430	1500	1276	12,3	2,7	2129	624	470	327	196	1,266
STEP_H_1800_03 el.	107	310	1800	1576	10,3	2,4	1907	559	421	292	175	1,269
STEP_H_1800_04 el.	107	430	1800	1576	13,9	3,2	2554	749	564	392	235	1,266

(*) Thanks to the high performance of Irsap STEP_H radiators, the ideal Δt for low temperature projects is Δt at 30°C.

For Δt different from 50°C use the formula:

$$Q=Q_n (\Delta t / 50)^n$$

- Maximum working pressure 4 bar
- Maximum working temperature 95°C

STANDARD SUPPLY: wall fixing systems the same finish as the radiator; 2 hidden vent valves of 1/2" and valve caps; pre-mounted hydraulic connection kit in the same finish as the radiator, complete with couplings for copper fittings (diameter 12, 14 and 15 mm), and multilayer pipes (14 x 2 thick and 16 x 2 thick).

STEP FINISHES



Chrome-plated
cod. 50



Sablé
cod. Y4



Azurite 3
cod. 6C



Graphite Black
cod. 18



Pearl White
cod. 16



Sunstone
cod. 2D



Medium Grey
cod. 4D



Satin Black
cod. 30



Quartz 1
cod. 1C



Tobacco Brown
cod. 1B



Pearl Grey
cod. L6



Quartz 2
cod. 2C



Flame Red
cod. 7D



**Hammered Grey
Metallic** cod. 32

STEP_B

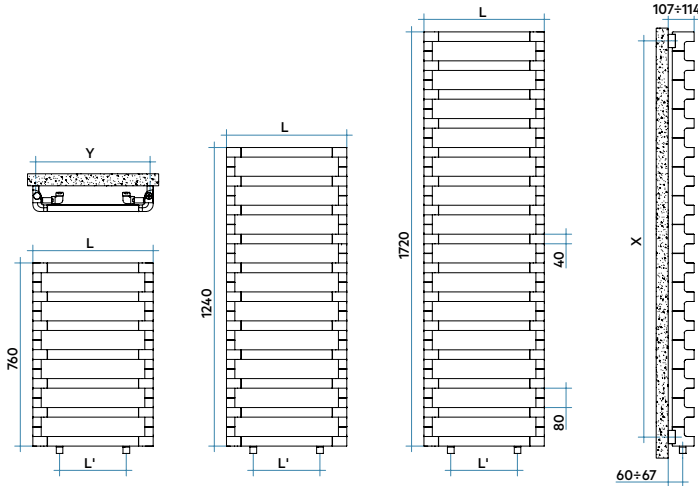


height 1240 mm, length 600 mm, Satin Black finish (Cod. 30). Designed by Antonio Citterio with Sergio Broschi

The essential geometry of the horizontal elements and the large spaces for placing towels make STEP_B the most exclusive and elegant design product for the contemporary bathroom.

Each component of the radiator is designed in every detail.

STEP_B



H mm	L mm	L' mm	X mm	Y mm
760	500	276	685	475
	600	376	685	575
1240	500	276	1165	475
	600	376	1165	575
1720	500	276	1645	475
	600	376	1645	575



Therma Power

Model	Depth mm	Height mm	Width mm	Ccentre mm	Weight Kg	Cap. lt	$\Delta t=50^{\circ}\text{C}$ Btu/h	Therma Power				Exp. n.
								$\Delta t=50^{\circ}\text{C}$ Watt	$\Delta t=40^{\circ}\text{C}$ Watt	$\Delta t=30^{\circ}\text{C}$ Watt (*)	$\Delta t=20^{\circ}\text{C}$ Watt	
STEP_B_760_07 el.	107	760	500	276	10,2	1,6	1262	370	285	203	126	1,177
	107	760	600	276	10,2	1,6	1436	421	326	234	147	1,150
STEP_B_1240_11 el.	107	760	600	376	10,8	1,9	2040	598	462	331	207	1,159
	107	760	600	376	10,8	1,9	2228	653	505	362	227	1,154
STEP_B_1720_15 el.	107	1720	500	276	22,5	3,5	2784	816	631	454	285	1,149
	107	1720	500	276	22,5	3,5	3190	935	722	517	323	1,161

(*) Thanks to the high performance of Irsap STEP_B radiators, the ideal Δt for low temperature projects is Δt at 30°C.

For Δt different from 50°C use the formula:

$$Q=Q_n (\Delta t / 50)^n$$

- Maximum working pressure 4 bar
- Maximum working temperature 95°C

STANDARD SUPPLY: wall fixing systems the same finish as the radiator; 2 hidden vent valves of 1/2" and valve caps; pre-mounted hydraulic connection kit in the same finish as the radiator, complete with couplings for copper fittings (diameter 12, 14 and 15 mm), and multilayer pipes (14 x 2 thick and 16 x 2 thick).

STEP FINISHES

	Chrome-plated cod. 50		Sablé cod. Y4		Azurite 3 cod. 6C		Graphite Black cod. 18
	Pearl White cod. 16		Sunstone cod. 2D		Medium Grey cod. 4D		Satin Black cod. 30
	Quartz 1 cod. 1C		Tobacco Brown cod. 1B		Pearl Grey cod. L6		
	Quartz 2 cod. 2C		Flame Red cod. 7D		Hammered Grey Metallic cod. 32		

STEP_E

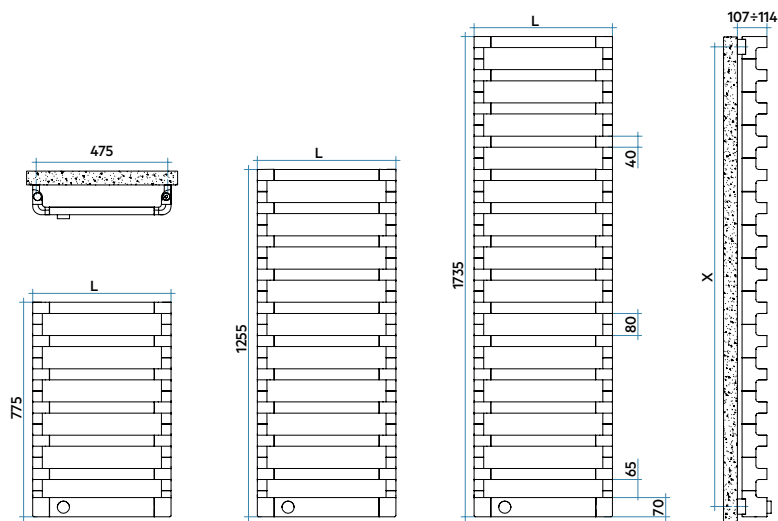
electric



height 1735 mm, length 500 mm. Chrome-plated finish (Cod. 50). Designed by Antonio Citterio with Sergio Brioschi

The STEP_E radiator is available in 3 models of dimensions and powers designed to guarantee the best comfort in the bathroom. Ideal not only as a primary source of heat but also as an integration of radiation systems, and for second homes, where a heating system is not always present.

The lower slat houses the control (push & round) of the electrical resistance and allows, in a single gesture, the management of the room temperature.



H mm	X mm
775	700
1255	1180
1735	1660



Model	Depth P mm	Height H mm	Width L mm	Weight Kg	Electric Power Watt
STEP_E_775_07 el.	107	775	500	12,2	250
STEP_E_1255_11 el.	107	1255	500	19,3	450
STEP_E_1735_15 el.	107	1735	500	26,5	650

STANDARD SUPPLY: wall fixing systems the same finish as the radiator; IR remote control.

STEP FINISHES



Chrome-plated
cod. 50



Sablé
cod. Y4



Azurite 3
cod. 6C



Graphite Black
cod. 18



Pearl White
cod. 16



Sunstone
cod. 2D



Medium Grey
cod. 4D



Satin Black
cod. 30



Quartz 1
cod. 1C



Tobacco Brown
cod. 1B



Pearl Grey
cod. L6



Quartz 2
cod. 2C



Flame Red
cod. 7D



**Hammered Grey
Metallic**
cod. 32

IT IS

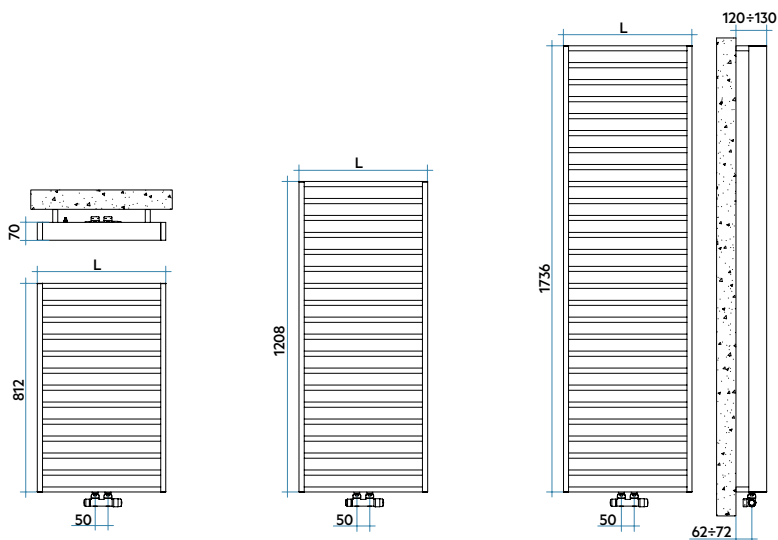


height 1208 mm, length 500 mm. Chrome-plated finish (cod. 50). Designed by Angeletti & Ruzza

Form and function, calm, simplicity are the inspiring muses of the IT IS radiator. Harmony, rhythm, balance between full and empty, perfect proportions, the most

meticulous attention to detail make the architectural structure of IT IS clear and legible, giving it a sense of freshness, cleanliness and order.

IT IS



Model	Depth mm	Height mm	Width mm	C. centre mm	Weight Kg	Cap. lt	Thermal Power					Exp. n.
							Δt=50°C Btu/h	Δt=50°C Watt	Δt=40°C Watt	Δt=30°C Watt (*)	Δt=20°C Watt	
812 13 rails	70	812	500	50	11,1	1,4	1146	336	254	177	107	1,250
	70	812	600	50	13,0	1,6	1392	408	310	218	132	1,230
1208 19 rails	70	1208	500	50	16,3	2,0	1730	507	385	270	164	1,230
	70	1208	600	50	19,0	2,3	1976	579	440	309	188	1,230
1736 27 rails	70	1736	500	50	23,2	2,8	2532	742	563	394	238	1,240
	70	1736	600	50	27,1	3,3	2781	815	618	433	262	1,240

(*) Thanks to the high performance of Irsap IT IS radiators, the ideal Δt for low temperature projects is Δt at 30°C.

For Δt different from 50°C use the formula:

$$Q = Q_n (\Delta t / 50)^n$$

- Maximum working pressure 4 bar
- Maximum working temperature 95°C

Available only in chrome finish.

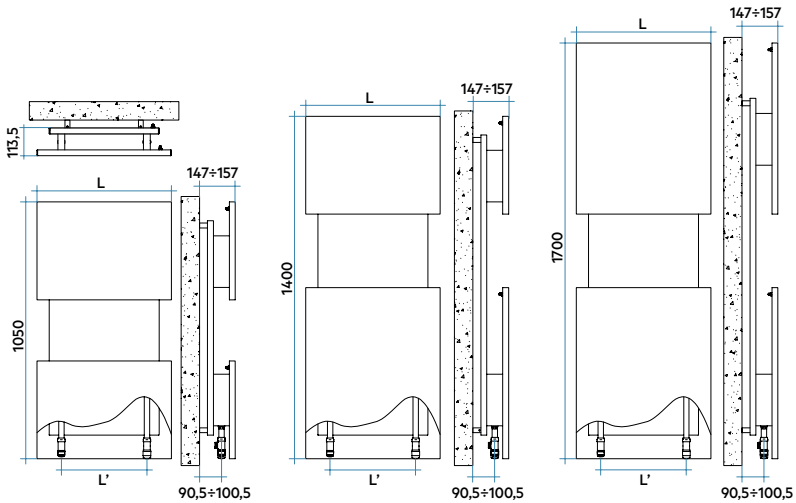
STANDARD SUPPLY: angle pattern valve and lockshield valve assembly complete with copper fitting (diameters 12, 14, and 15 mm), multilayer pipes (14 x 2 thick and 16 x 2 thick); kit of pipe covers (suitable for pipes up to 16 mm thick); wall fixing system; air vent chrome-plated; 1 towel rail bracket to match the radiator.



height 1400 mm, length 500 mm, Matt White finish (Cod. J8). Designed by Angeletti & Ruzza

Simplicity and substance, purity and emotion: MAMA is a radiator that best meets not only functional but also psychological and aesthetic criteria.

The shape was shaped by the logic of utility and simplicity, rejecting all that is superfluous.



Model	Depth mm	Height mm	Width mm	Ccentre mm	Weight Kg	Cap. lt	$\Delta t=50^{\circ}\text{C}$ Btu/h	Thermal Power				Exp. n.
								$\Delta t=50^{\circ}\text{C}$ Watt	$\Delta t=40^{\circ}\text{C}$ Watt	$\Delta t=30^{\circ}\text{C}$ Watt (*)	$\Delta t=20^{\circ}\text{C}$ Watt	
1050 x 550	113,5	1050	550	350	13,4	1,4	2508	735	558	391	236	1,238
1400 x 550	113,5	1400	550	350	17,2	1,8	3125	916	688	476	283	1,280
1700 x 550	113,5	1700	550	350	20,3	2,1	3671	1076	812	564	338	1,263

(*) Thanks to the high performance of Irsap M'AMA radiators, the ideal Δt for low temperature projects is Δt at 30°C .

For Δt different from 50°C use the formula:

$$Q=Q_n (\Delta t / 50)^n$$

- Maximum working pressure 4 bar
- Maximum working temperature 95°C

Finishes available: see pag. 306.

STANDARD SUPPLY: innovative water connection system installed on the product complete with fittings for connection to copper pipes (12, 14 and 15 mm diameter) and multilayer pipes (14 x 2 thick and 16 x 2 thick); wall fixing system built into the product column; air vent.

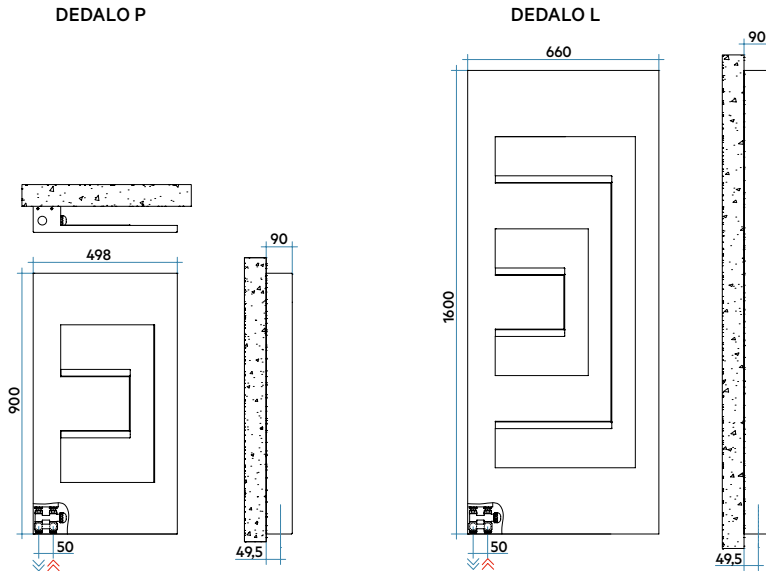


height 1600 mm, length 660 mm, Matt Blue Dove finish (Cod. 4P). Designed by Synthesis Design

Lines that chase each other forming a geometric sign of high personality. Precisely worked steel characterizes DEDALO with a defined personality. The LED light (in the model with light) creeps into the spaces, forming plays of light and shadow.

It is supplied with the innovative concealed hydraulic connection system installed directly in the company. Available in two models, DEDALO P and DEDALO L, with two thermal powers.

**Hidden hydraulic connection
INCLUDED IN THE PRICE**



CE 13
EN442-1

EURO NORM
EN 442

Thermal Power

Model	Depth mm	Height mm	Width mm	Ccentre mm	Weight Kg	Cap. lt	$\Delta t=50^{\circ}\text{C}$ Btu/h	Thermal Power				Exp. n.
								$\Delta t=50^{\circ}\text{C}$ Watt	$\Delta t=40^{\circ}\text{C}$ Watt	$\Delta t=30^{\circ}\text{C}$ Watt (*)	$\Delta t=20^{\circ}\text{C}$ Watt	
DEDALO	90	900	498	50	18,0	0,7	846	248	182	122	70	1,386
	90	1600	660	50	23,2	1,4	2269	665	509	361	223	1,194
DEDALO with LED	90	900	498	50	18,0	0,7	846	248	182	122	70	1,386
	90	1600	660	50	23,2	1,4	2269	665	509	361	223	1,194

(*) Thanks to the high performance of Irsap DEDALO radiators, the ideal Δt for low temperature projects is Δt at 30°C .

For Δt different from 50°C use the formula:

$$Q = Q_n (\Delta t / 50)^n$$

- Maximum working pressure 4 bar
- Maximum working temperature 95°C

Finishes available: see pag. 306.

STANDARD SUPPLY: innovative water connection system installed on the product complete with fittings for connection to copper pipes (12, 14 and 15 mm diameter) and multilayer pipes (14 x 2 thick and 16 x 2 thick); wall fixing system built into the product column; LED lighting system optional; air vent.

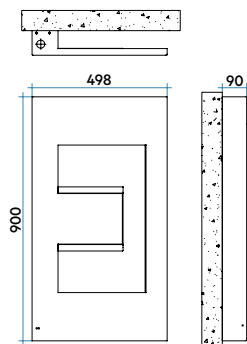


height 1600 mm, length 660 mm, Sable finish (Cod. Y4). Designed by Synthesis Design

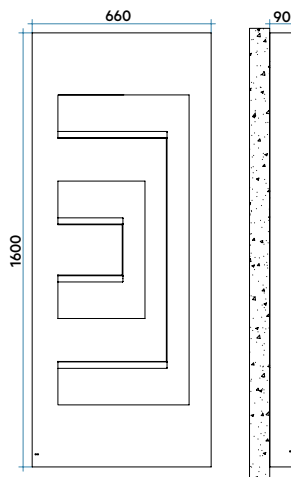
Continuous geometry that enhances your environment with a refined search for details: DEDALO Electric. The LED light (in the model with light) creeps into the spaces, forming plays of light and shadow.

Available in two models, DEDALO P and DEDALO L, with two thermal powers.

DEDALO P



DEDALO L



Model	Depth	Height	Width	Weight	Electric Power Watt
	P mm	H mm	L mm	Kg	
DEDALO Electric	90	900	498	17,2	300
	90	1600	660	22,5	700
DEDALO Electric with LED	90	900	498	17,2	300
	90	1600	660	22,5	700

ELECTRONIC CONTROL SYSTEM:

wireless communication by means of radio signals transmitted to the receiver connected to the system; radius of action about 30-50 metres in residential environments (868 MHz); radio frequency communication complying with European regulations; ITCS FUNCTION (Intelligent

Temperature Control System), for intelligent temperature control (this technology allows the exact desired temperature at the set time); open window detection function.

Finishes available: see pag. 306.

SEQUENZE



height 1735 mm, length 500 mm. Ivory finish (cod. 02). Designed by Angeletti & Ruzza

The cuts break the shape and make it functional for use but above all they accentuate the perceived value, making it three-dimensional and sculptural.

The light and shadows reveal an intrinsic spirituality of the object.

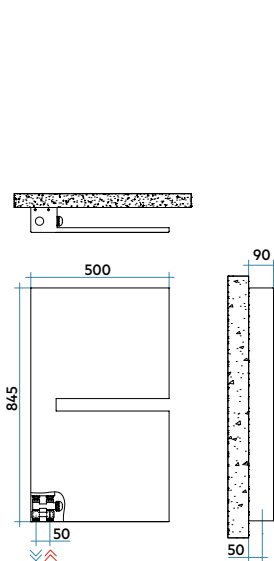
SEQUENZE is supplied with the innovative concealed hydraulic connection system installed directly in the company.

Available in two models, SEQUENZE S and SEQUENZE L, with two thermal powers.


SEQUENZE

Hidden hydraulic connection
INCLUDED IN THE PRICE

SEQUENZE S



SEQUENZE L



Thermal Power

Model	Depth mm	Height mm	Width mm	Ccentre mm	Weight Kg	Cap. lt	$\Delta t=50^{\circ}\text{C}$ Btu/h	Thermal Power				Exp. n.
								$\Delta t=50^{\circ}\text{C}$ Watt	$\Delta t=40^{\circ}\text{C}$ Watt	$\Delta t=30^{\circ}\text{C}$ Watt (*)	$\Delta t=20^{\circ}\text{C}$ Watt	
SEQUENZE S	90	845	500	50	16,2	0,8	1317	386	294	206	126	1,225
SEQUENZE L	90	1735	500	50	32,2	1,7	2518	738	560	392	238	1,236

(*) Thanks to the high performance of Irsap SEQUENCE radiators, the ideal Δt for low temperature projects is Δt at 30°C .

For Δt different from 50°C use the formula:

$$Q = Q_n (\Delta t / 50)^n$$

- Maximum working pressure 4 bar
- Maximum working temperature 95°C

Finishes available: see pag. 306.

STANDARD SUPPLY: innovative water connection system installed on the product complete with fittings for connection to copper pipes (12, 14 and 15 mm diameter) and multilayer pipes (14 x 2 thick and 16 x 2 thick); wall fixing system built into the product column; air vent.

SEQUENZE

electric



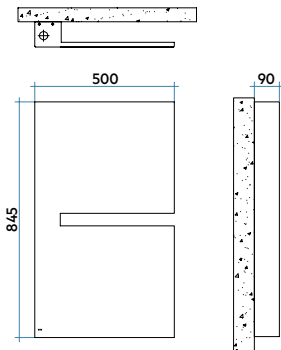
height 1735 mm, length 500 mm. Matt White finish (Cod. J8). Designed by Angeletti & Ruzza

The cuts break the shape of SEQUENZE in the electric version and make it functional for use but above all they accentuate its perceived value, making it three-dimensional and sculptural.

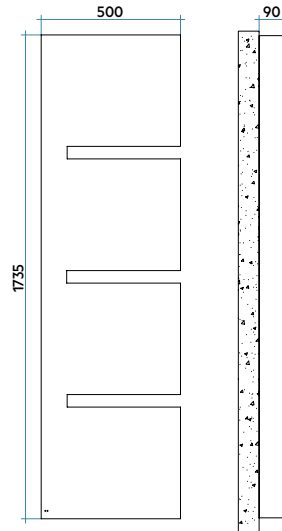
The light and shadows reveal an intrinsic spirituality of the object.

Available in two models, SEQUENZE S electric and SEQUENZE L electric, with two thermal powers.

SEQUENZE S



SEQUENZE L



Model	Depth P mm	Height H mm	Width L mm	Weight Kg	Electric Power Watt
SEQUENZE S Electric	90	845	500	19,7	260
SEQUENZE L Electric	90	1735	500	38,9	520

ELECTRONIC CONTROL SYSTEM:

wireless communication by means of radio signals transmitted to the receiver connected to the system; radius of action about 30-50 metres in residential environments (868 MHz); radio frequency communication complying with European regulations; ITCS FUNCTION (Intelligent

Temperature Control System), for intelligent temperature control (this technology allows the exact desired temperature at the set time); open window detection function.

Finishes available: see pag. 306.

QUADRAQUA



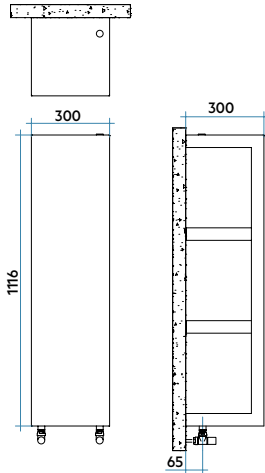
height 1828 mm, length 300 mm. Standard White finish (cod. 01). Designed by Domenico De Palo

Strict, rigid lines are almost the raison d'être of a function that goes beyond ...Emphatically square and modulated by a unit of measure that becomes proportion.

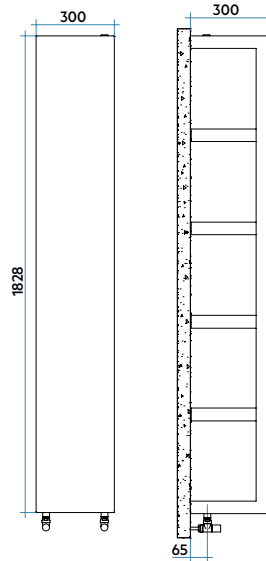
Available in two models, QUADRAQUA S and QUADRAQUA L, with two thermal powers.

QUADRAQUA

QUADRAQUA S



QUADRAQUA L



Thermal Power

Model	Depth mm	Height mm	Width mm	Ccentre mm	Weight Kg	Cap. lt	$\Delta t=50^{\circ}\text{C}$ Btu/h	Thermal Power				Exp. n.
								$\Delta t=50^{\circ}\text{C}$ Watt	$\Delta t=40^{\circ}\text{C}$ Watt	$\Delta t=30^{\circ}\text{C}$ Watt (*)	$\Delta t=20^{\circ}\text{C}$ Watt	
QUADRAQUA S	300	1116	300	224	29,0	2,3	1423	417	317	223	136	1,222
QUADRAQUA L	300	1828	300	224	44,3	3,5	2238	656	497	348	211	1,240

(*) Thanks to the high performance of Irsap QUADRAQUA radiators, the ideal Δt for low temperature projects is Δt at 30°C.

For Δt different from 50°C use the formula:

$$Q=Q_n (\Delta t / 50)^n$$

- Maximum working pressure 4 bar
- Maximum working temperature 95°C

Finishes available: see pag. 306.

STANDARD SUPPLY: angle pattern valve and lockshield valve assembly complete with copper fitting (12, 14 and 15 mm diameter) multilayer (14 thick 2 and 16 thick 2); kit of pipe covers (suitable for pipes up to 16 mm thick); 4 wall fixing; air vent.

QUADRAQUA

electric

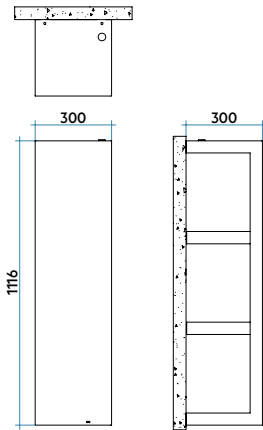


height 1828 mm, length 300 mm. Standard White finish (cod. 01). Designed by Domenico De Palo

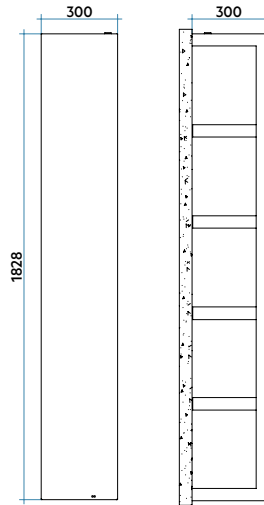
QUADRAQUA, in the electric version, with a rigid line, almost severe the *raison d'être* of the function that goes beyond ... Strongly square and modulated, by a unit of measurement that becomes proportion.

Available in two models, QUADRAQUA S electric and QUADRAQUA L electric, with two thermal powers.

QUADRAQUA S



QUADRAQUA L



Model	Depth P mm	Height H mm	Width L mm	Weight Kg	Electric Power Watt
QUADRAQUA S Electric	300	1116	300	15,5	330
QUADRAQUA L Electric	300	1828	300	24,9	500

ELECTRONIC CONTROL SYSTEM:

wireless communication by means of radio signals transmitted to the receiver connected to the system; radius of action about 30-50 metres in residential environments (868 MHz); radio frequency communication complying with European regulations; ITCS FUNCTION (Intelligent

Temperature Control System), for intelligent temperature control (this technology allows the exact desired temperature at the set time); open window detection function.

Finishes available: see pag. 306.



BATHROOM RADIATORS

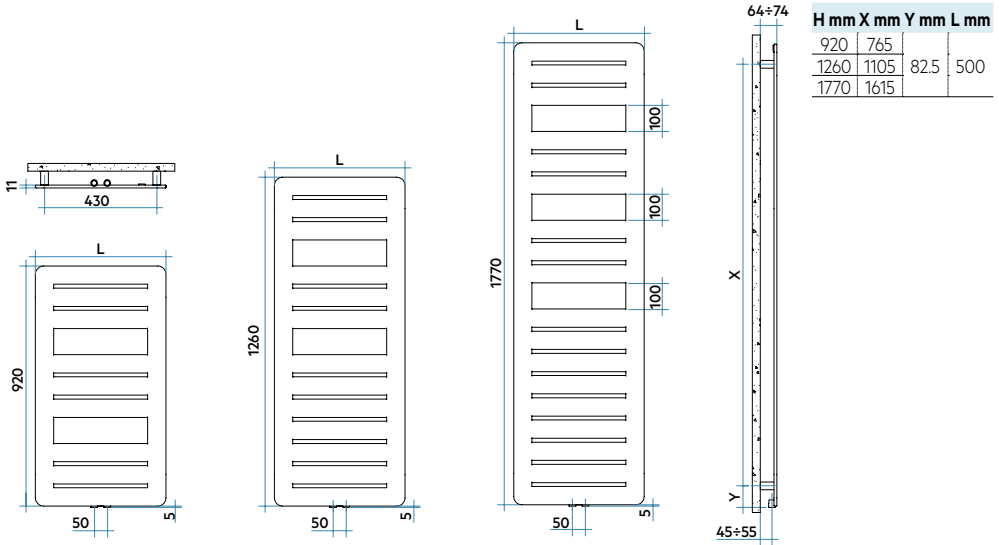
Soft, elegant and sober forms.
Wide variety of dimensions,
profiles, accessories and heating powers.
Consolidated technology
guaranteed by a long experience.
Irsap bathroom design radiators have always
been synonymous with
safety, efficiency, and practicality.



height 1770 mm. | length 500 mm. Quartz 1 finish Cod. 1C.

PAGE takes up the historic frame radiator and reinterprets it in its form, not only as a heating element but also as a decorative object which adds to the primary function of providing heat

to the environment that of interacting harmoniously with the space that hosts it. Available in 3 heights from 920 to 1770 mm and width of 500 mm.



Thermal Power

Model	Depth mm	Height mm	Width mm	Ccentre mm	Weight Kg	Cap. lt	Thermal Power					Exp. n.
							$\Delta t=50^{\circ}\text{C}$ Btu/h	$\Delta t=50^{\circ}\text{C}$ Watt	$\Delta t=40^{\circ}\text{C}$ Watt	$\Delta t=30^{\circ}\text{C}$ Watt (*)	$\Delta t=20^{\circ}\text{C}$ Watt	
920 9 rails 2 espaces	11	920	500	50	12,4	2,3	1351	396	300	209	126	1,250
1260 13 rails 2 espaces	11	1260	500	50	16,7	3,2	1815	532	403	282	171	1,240
1770 18 rails 3 espaces	11	1770	500	50	24,4	4,6	2515	737	561	395	241	1,220

(*) Thanks to the high performance of Irsap PAGE radiators, the ideal Δt for low temperature projects is Δt at 30°C .

For Δt different from 50°C use the formula:

$$Q=Q_n (\Delta t / 50)^n$$

- Maximum working pressure 4 bar
- Maximum working temperature 95°C

STANDARD SUPPLY: wall fitting; 3/8" air vent.

Finishes available: see pag. 306.

ELLIPSIS_B

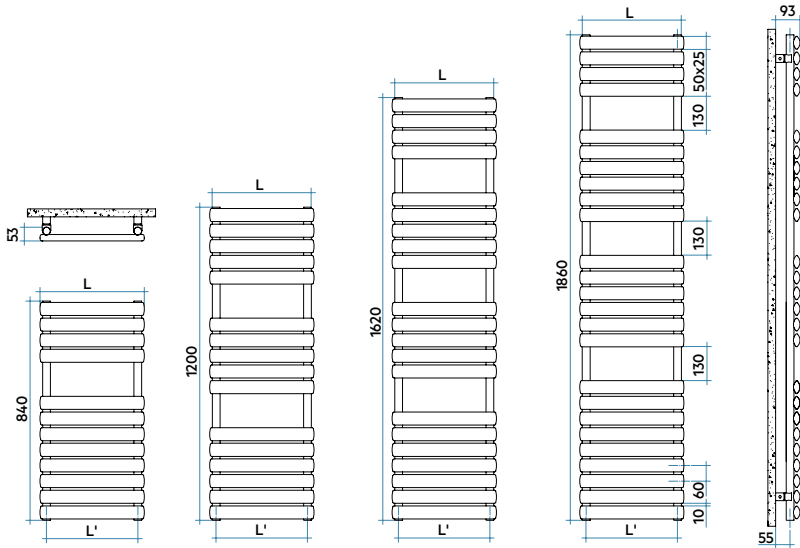


height 1620 mm. | length 600 mm. Sunstone finish (Cod. 2D).

The ELLIPSIS_B towel warmer is ideal for refined environments.
With its versatility, it transforms the space becoming the absolute protagonist of every style of furniture.

ELLIPSIS_B is available in 4 heights and 4 widths.
With the insertion of the electric resistance (optional) it can work even in periods when the system is off.

ELLIPSIS_B



Model	Depth mm	Height mm	Width mm	Ccentre mm	Weight Kg	Cap. lt	Thermal Power					Exp. n.	Mix func.
							$\Delta t=50^{\circ}\text{C}$	$\Delta t=50^{\circ}\text{C}$	$\Delta t=40^{\circ}\text{C}$	$\Delta t=30^{\circ}\text{C}$	$\Delta t=20^{\circ}\text{C}$		Watt
840 12 rails 1 espace	53	840	400	350	7,2	4,6	1106	324	246	172	104	1,237	300
	53	840	500	450	8,6	5,6	1343	394	300	211	128	1,223	400
	53	840	600	550	10,0	6,5	1580	463	354	250	153	1,210	400
1200 16 rails 2 espaces	53	840	750	700	12,0	8,0	1935	567	435	309	191	1,189	700
	53	1200	400	350	10,1	6,3	1561	457	344	238	142	1,277	400
	53	1200	500	450	11,8	7,6	1875	550	415	289	173	1,260	400
1620 21 rails 3 espaces	53	1200	600	550	13,6	8,8	2190	642	486	340	205	1,243	700
	53	1200	750	700	16,2	10,7	2661	780	594	419	255	1,218	700
	53	1860	400	350	13,1	8,3	2407	705	531	368	220	1,272	700
1860 25 rails 3 espaces	53	1860	500	450	15,4	9,9	2885	846	639	445	267	1,256	700
	53	1860	600	550	17,7	11,6	3364	986	747	523	316	1,241	1000
	53	1860	750	700	21,1	14,0	4081	1196	912	642	392	1,217	1000
1860 25 rails 3 espaces	53	1620	400	350	15,1	9,8	2067	606	460	322	195	1,237	400
	53	1620	500	450	17,9	11,8	2488	729	553	388	235	1,236	700
	53	1620	600	550	20,7	13,8	2908	852	647	453	275	1,236	700
	53	1620	750	700	25,0	16,7	3540	1037	787	552	334	1,236	1000

(*) Thanks to the high performance of Irsap ELLIPSIS_B radiators, the ideal Δt for low temperature projects is Δt at 30°C.

For Δt different from 50°C use the formula:

$$Q=Q_n (\Delta t / 50)^n$$

- Maximum working pressure 4 bar
- Maximum working temperature 95°C

STANDARD SUPPLY: 4 adjustable wall fixing brackets in the same color of the radiator; 1/2" air vent.

Finishes available: see pag. 306.

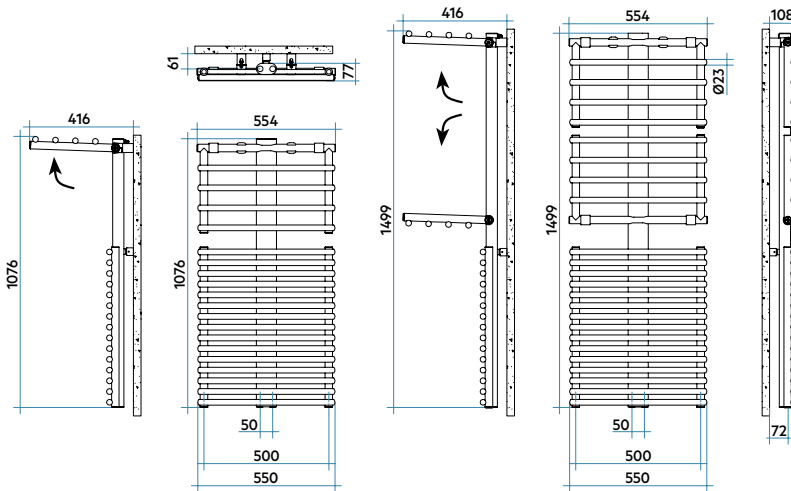
GET UP



height 1499 mm, length 550 mm, Azurite 3 finish (cod. 6C).

GET UP radiator thanks to its constructional features, it can be used as a clothes horse, thanks to the patented double pivot, allows the 90° opening of some

heating parts, combining in this way functionality and practicality (or even more enhancing the functionality and practicality).



Model	Depth Open/Closed P mm	Height H mm	Width L mm	C. centre L' mm	Weight Kg	Cap. lt	Thermal Power Open/Closed				Exp. n.	
							$\Delta t=50^{\circ}\text{C}$ Btu/h	$\Delta t=50^{\circ}\text{C}$ Watt	$\Delta t=40^{\circ}\text{C}$ Watt	$\Delta t=30^{\circ}\text{C}$ Watt (*)		$\Delta t=20^{\circ}\text{C}$ Watt
1076 20 rails 1 espace	385/77	1076	550	500/50	12,9	8,0	2132/1830	625/536	473/396	330/268	199/155	1,251
1499 25 rails 2 espaces	385/77	1499	550	500/50	17,0	10,6	2644/2410	775/706	583/527	403/362	240/213	1,278

(*) Thanks to the high performance of Irsap GET UP radiators, the ideal Δt for low temperature projects is Δt at 30°C .

For Δt different from 50°C use the formula:

$$Q=Q_n (\Delta t / 50)^n$$

- Maximum working pressure 4 bar
- Maximum working temperature 95°C

Finishes available: see pag. 306.

STANDARD SUPPLY: 3 wall fixings; 1 vent valve of 1/8" for radiators model M (1076 mm height); 1 vent valve of 1/8" and 1 vent valve of 1/2" for radiators model L (1499 mm height); pair of 1/2" caps and cap covers for closing unused supply connections; GET UP is supplied standard with a double hydraulic connection, at the ends of the side manifolds, and with pitch 50 mm in the centre of the radiator.

GET UP AIR MIX

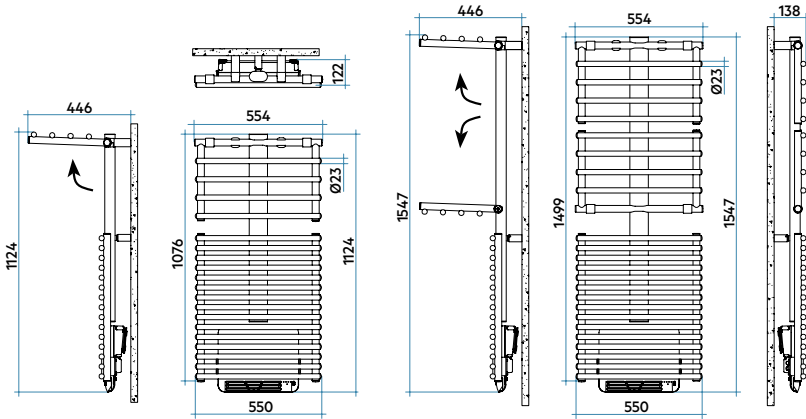


height 1499 mm, length 550 mm. Standard White finish (cod. 01).

Thanks to its construction features, the GET UP AIR MIX radiator can be used as a drying rack. GET UP AIR MIX is combined with a 1000 Watt electric power booster system.

This system provides a uniform temperature in the room where it is installed.

GET UP AIR MIX



Model	Op./Cl.		Conn.				Thermal Power				Auxiliary	Exp.	
	Depth	Height	Width	centre	Weight	Cap.	$\Delta t=50^{\circ}\text{C}$	$\Delta t=40^{\circ}\text{C}$	$\Delta t=30^{\circ}\text{C}$	$\Delta t=20^{\circ}\text{C}$	heater		
	P mm	H mm	L mm	L' mm	Kg	lt	Btu/h	Watt	Watt	Watt (*)	Watt	Watt	n.
1076 20 rails 1 espace	385/122	1124	550	500	17,2	6,9	2132/1830	625/536	473/396	330/268	199/155	+1000	1,251
1499 25 rails 2 espaces	385/122	1547	550	500	22,1	9,2	2644/2410	775/706	583/527	403/362	240/213	+1000	1,278

- Maximum working pressure 4 bar
- Maximum working temperature 95°C

Finishes available: see pag. 306.

STANDARD SUPPLY: 3 wall fixings; 1 venting valve of 1/8" for radiators model M (height 1076 mm); 1 venting valve of 1/8" and 1 venting valve of 1/2" for radiators model L (height 1499 mm).

GET UP

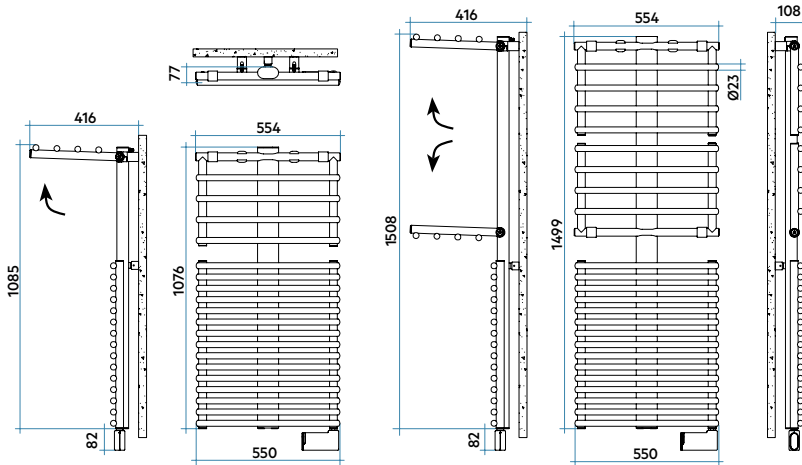
electric



height 1499 mm. | length 550 mm. | ice finish (cod. 3P).

GET UP in the electric version is the ideal solution for living spaces, where normal connection to the heating system is not possible or convenient. GET UP Electric is available in 2 heights and a width of 550 mm.

The new and exclusive WiFi electric resistance is supplied in the same color as the radiator.



Model	Depth P mm	Height H mm	Width L mm	Weight Kg	Electric Power Watt
1076 20 rails 1 espace	77	1076	550	22,1	500
1499 25 rails 2 espaces	77	1499	550	29,3	750


Finishes available: see pag. 306.

ELECTRIC HEATERS AVAILABLE

WiFi control*



Electric heating element with IR electronic control (type H)



Electric heating element with Wi-fi electronic control (type E)

Control your radiator remotely using the IRSAP NOW app available from:




Compatible with the systems:



* Available only for UE and CH.

GET UP AIR

electric



height 1499 mm, length 555 mm, Manhattan Grey finish (cod. 03).

GET UP AIR is an electric radiator with booster. The radiator is filled with a coolant and is combined with a 1000 watt electric power booster system.

This system provides a uniform temperature in the room where it is installed. Available in 2 heights and a width of 550 mm.

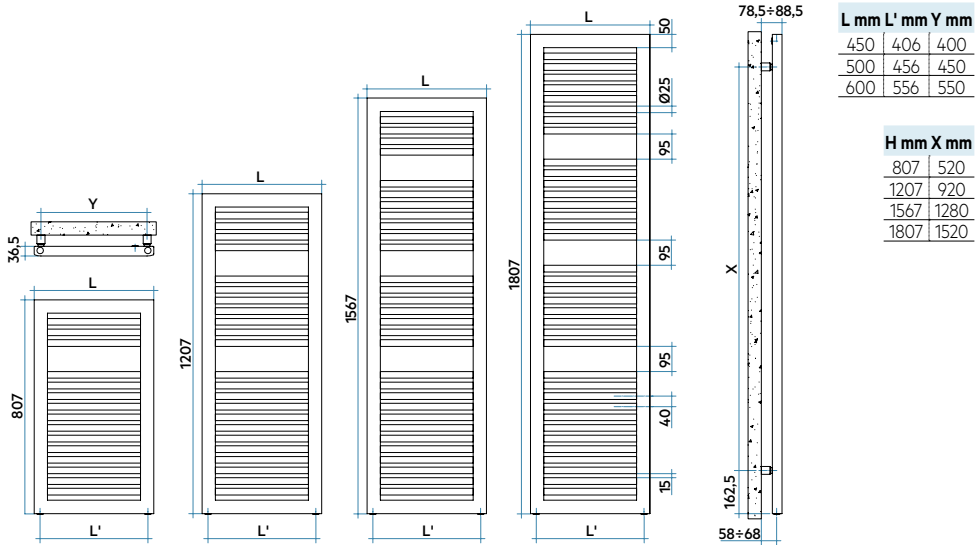


height 1567 mm, length 500 mm. Tobacco Brown finish (cod. 1B).

Refined radiator that embodies all the technical and formal peculiarities characterized by a strong personality, thanks to the important rounded frame finished by hand, NOVO CULT represents the contemporary reference to the style of tradition.

Available in 4 heights and 3 widths. With the insertion of the electric resistance (optional) it can work even in periods when the system is off.

NOVO CULT



L mm	L' mm	Y mm
450	406	400
500	456	450
600	556	550

H mm	X mm
807	520
1207	920
1567	1280
1807	1520



Model	Depth mm	Height mm	Width mm	Ccentre mm	Weight Kg	Cap. lt	Thermal Power					Exp. n.	Mix func. Watt
							$\Delta t=50^{\circ}\text{C}$ Btu/h	$\Delta t=50^{\circ}\text{C}$ Watt	$\Delta t=40^{\circ}\text{C}$ Watt	$\Delta t=30^{\circ}\text{C}$ Watt (*)	$\Delta t=20^{\circ}\text{C}$ Watt		
807 15 rails 1 espace	36,5	807	450	406	7,8	5,6	1334	391	297	209	127	1,226	400
	36,5	807	500	456	8,4	6,1	1467	430	327	229	139	1,229	400
	36,5	807	600	556	9,6	7,0	1730	507	385	270	163	1,236	400
1207 23 rails 2 espaces	36,5	1207	450	406	11,0	8,0	1900	557	420	292	175	1,262	400
	36,5	1207	500	456	11,8	8,6	2081	610	460	320	192	1,260	400
	36,5	1207	600	556	13,5	9,9	2450	718	542	378	227	1,258	700
1567 30 rails 3 espaces	36,5	1567	450	406	13,9	10,1	2467	723	545	379	227	1,265	700
	36,5	1567	500	456	14,9	10,8	2709	794	599	416	249	1,264	700
	36,5	1567	600	556	16,9	12,4	3194	936	706	491	294	1,263	1000
1807 36 rails 3 espaces	36,5	1807	450	406	16,0	11,7	2873	842	636	443	266	1,258	700
	36,5	1807	500	456	17,2	12,6	3166	928	701	489	294	1,255	1000
	36,5	1807	600	556	19,6	14,4	3750	1099	831	580	349	1,250	1000

(*) Thanks to the high performance of Irsap NOVO CULT radiators, the ideal Δt for low temperature projects is Δt at 30°C .

For Δt different from 50°C use the formula:

$$Q=Q_n (\Delta t / 50)^n$$

- Maximum working pressure 6 bar
- Maximum working temperature 95°C

STANDARD SUPPLY: 4 wall fixing in the same color as the radiator; air vent.

Extension of Guarantee:

Irsap guarantees the hydraulic seal and paint of NOVO CULT radiators for 10 years, starting with sales in 2009.

Finishes available: see pag. 306.

NOVO CULT

chrome-plated



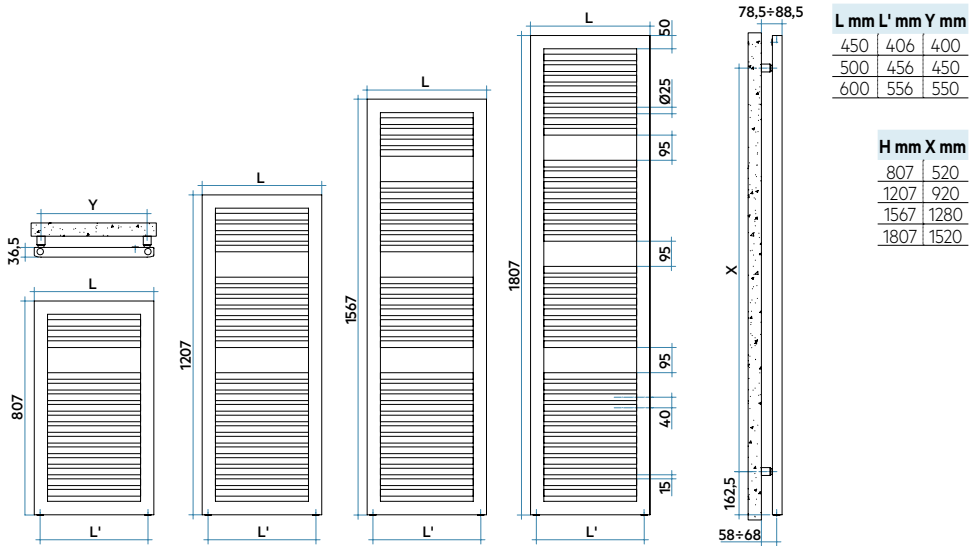
height 1567 mm, length 500 mm. Chrome-plated finish (Cod. 50).

NOVO CULT in the chromed version highlights the rigorous attention to detail, details that make the difference in the modern living space.

Available in 4 heights and 3 widths. Thanks to the electric resistance (available as an option), it can work even when the system is off.

NOVO CULT

chrome-plated



Model	Depth mm	Height mm	Width mm	Ccentre mm	Weight Kg	Cap. lt	Thermal Power					Exp. n.	Mix func. Watt
							$\Delta t=50^{\circ}\text{C}$ Watt	$\Delta t=50^{\circ}\text{C}$ Watt	$\Delta t=40^{\circ}\text{C}$ Watt (*)	$\Delta t=30^{\circ}\text{C}$ Watt	$\Delta t=20^{\circ}\text{C}$ Watt		
807 15 rails 1 espace	36,5	807	450	406	7,8	5,6	934	274	208	146	89	1,226	300
	36,5	807	500	456	8,4	6,1	1027	301	229	161	98	1,229	300
	36,5	807	600	556	9,6	7,0	1211	355	269	189	114	1,236	400
1207 23 rails 2 espaces	36,5	1207	450	406	11,0	8,0	1330	390	294	205	123	1,262	400
	36,5	1207	500	456	11,8	8,6	1457	427	322	224	135	1,260	400
	36,5	1207	600	556	13,5	9,9	1715	503	380	264	159	1,258	400
1567 30 rails 3 espaces	36,5	1567	450	406	13,9	10,1	1727	506	382	265	159	1,265	400
	36,5	1567	500	456	14,9	10,8	1896	556	419	291	175	1,264	400
	36,5	1567	600	556	16,9	12,4	2236	655	494	344	206	1,263	700
1807 36 rails 3 espaces	36,5	1807	450	406	16,0	11,7	2011	589	445	310	186	1,258	400
	36,5	1807	500	456	17,2	12,6	2216	650	491	342	206	1,255	700
	36,5	1807	600	556	19,6	14,4	2625	769	582	406	245	1,250	700

(*) Thanks to the high performance of Irsrap NOVO CULT CHROME-PLATED radiators, the ideal Δt for low temperature projects is Δt at 30°C .

For Δt different from 50°C use the formula:

$$Q=Q_n (\Delta t / 50)^n$$

- Maximum working pressure 6 bar
- Maximum working temperature 95°C

Available only in chrome-plated finish.

STANDARD SUPPLY: 4 chrome-plated wall fixing; 1/2" chrome-plated air vent.

Extension of Guarantee:

Irsrap guarantees only the hydraulic seal of NOVO CULT Chrome-plated radiators for 10 years, starting from sales in 2009.

The chrome plating is guaranteed for the period of time established by law, in any case not less than 24 months.

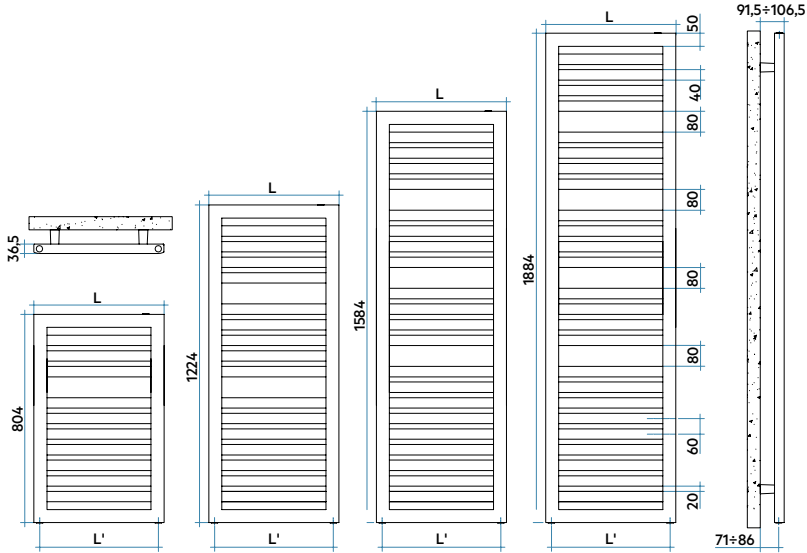


height 1584 mm, length 600 mm, Quartz 1 finish (Cod. 1C).

Strong personality for a reversible, modern, functional project.

This is the singular peculiarity of ODDO, a towel warmer with a frame that summarizes its functionality. The choice of the aesthetic side is personal: the visual inspiration is interpreted at the time of installation, side

with flat tube, side with rounded tube. Available in 4 heights and 3 widths. With the insertion of the electric resistance (optional) it can work even in periods when the system is off.



Model	Depth mm	Height mm	Width mm	Ccentre mm	Weight Kg	Cap. lt	Thermal Power					Exp. n.	Mix func. Watt
							$\Delta t=50^{\circ}\text{C}$ Btu/h	$\Delta t=50^{\circ}\text{C}$ Watt	$\Delta t=40^{\circ}\text{C}$ Watt	$\Delta t=30^{\circ}\text{C}$ Watt (*)	$\Delta t=20^{\circ}\text{C}$ Watt		
804 10 rails 1 espace	36,5	804	450	406	8,9	5,9	1276	374	285	200	122	1,224	300
	36,5	804	500	456	9,7	6,4	1396	409	311	218	133	1,229	400
	36,5	804	600	556	11,2	7,5	1634	479	363	254	154	1,238	400
1224 16 rails 2 espaces	36,5	1224	450	406	13,1	8,7	1880	551	415	289	173	1,265	400
	36,5	1224	500	456	14,2	9,4	2061	604	455	317	190	1,265	400
	36,5	1224	600	556	16,4	10,9	2422	710	536	372	223	1,263	700
1584 21 rails 3 espaces	36,5	1584	450	406	16,6	11,0	2334	684	517	360	216	1,258	700
	36,5	1584	500	456	17,9	11,9	2569	753	569	396	238	1,259	700
	36,5	1584	600	556	20,7	13,8	3044	892	674	469	282	1,259	700
1884 25 rails 4 espaces	36,5	1884	450	406	19,4	12,9	2815	825	621	430	257	1,274	700
	36,5	1884	500	456	21,0	14,0	3081	903	680	471	281	1,273	700
	36,5	1884	600	556	24,2	16,1	3610	1058	797	553	331	1,269	1000

(*) Thanks to the high performance of Irsap ODDO radiators, the ideal Δt for low temperature projects is Δt at 30°C.

For Δt different from 50°C use the formula:

$$Q=Q_n (\Delta t / 50)^n$$

- Maximum working pressure 6 bar
- Maximum working temperature 95°C

STANDARD SUPPLY: 4 wall fixing in the same color as the radiator; air vent.

Finishes available: see pag. 306.

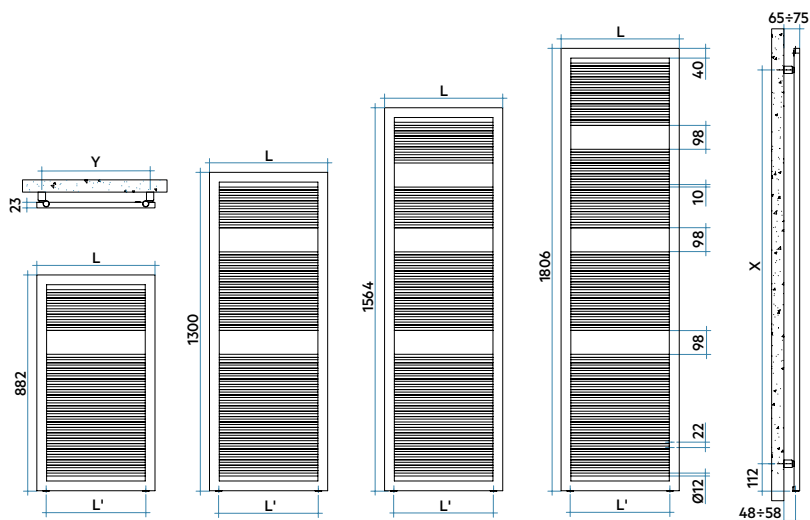


height 1806 mm, length 632 mm, Quartz 1 finish (Cod. 1C).

An evolving element of the frame concept that encompasses the functionality of a light and refined towel warmer. LIKE is aesthetics as a design translation and protagonist.

Elements that intersect, lines that merge to give shape to an elegant, discreet radiator with a strong personality, not just a real piece of furniture. Available in 4 heights and 3 widths.

LIKE



L mm	L' mm	Y mm
482	40	442
532	456	492
632	556	592

H mm	X mm
882	682
1300	1100
1564	1364
1806	1606

CE 14
EN442-1

EURO NORM
EN 442

Model	Depth mm	Height mm	Width mm	Ccentre mm	Weight Kg	Cap. lt	Thermal Power				Exp. n.	
							$\Delta t=50^{\circ}\text{C}$ Btu/h	$\Delta t=50^{\circ}\text{C}$ Watt	$\Delta t=40^{\circ}\text{C}$ Watt	$\Delta t=30^{\circ}\text{C}$ Watt (*)		
882 31 rails 1 espace	23	882	482	406	6,9	2,8	1484	435	329	229	138	1,254
	23	882	532	456	7,5	3,0	1645	482	365	255	154	1,245
	23	882	632	556	8,7	3,3	1958	574	436	307	186	1,228
1300 46 rails 2 espaces	23	1300	482	406	9,8	3,8	2187	641	484	337	202	1,260
	23	1300	532	456	10,6	4,1	2392	701	530	369	222	1,256
	23	1300	632	556	12,3	4,5	2801	821	622	434	262	1,246
1564 54 rails 3 espaces	23	1564	482	406	11,4	4,4	2638	773	583	406	243	1,261
	23	1564	532	456	12,4	4,7	2873	842	636	443	266	1,257
	23	1564	632	556	14,3	5,2	3344	980	742	518	312	1,249
1806 65 rails 3 espaces	23	1806	482	406	13,3	5,1	2931	859	648	451	270	1,262
	23	1806	532	456	14,5	5,4	3320	973	735	512	307	1,259
	23	1806	632	556	16,8	6,0	3852	1129	854	595	358	1,253

(*) Thanks to the high performance of Irsap LIKE radiators, the ideal Δt for low temperature projects is Δt at 30°C .

For Δt different from 50°C use the formula:

$$Q = Q_n (\Delta t / 50)^n$$

- Maximum working pressure 4 bar
- Maximum working temperature 95°C

STANDARD SUPPLY: 4 wall fixing in the same color as the radiator; air vent.

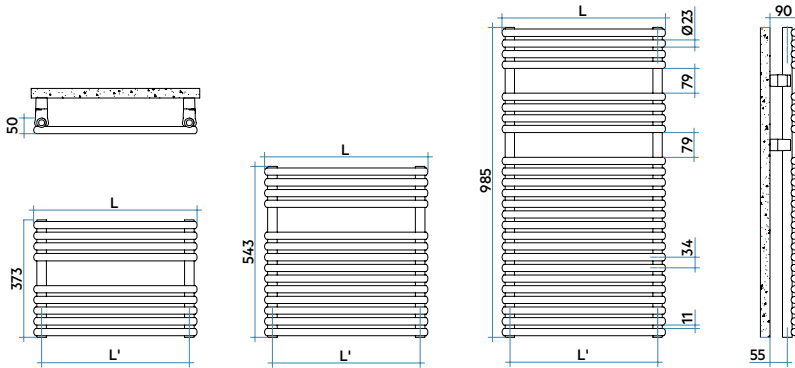
Finishes available: see pag. 306.



height 54,3 mm, length 1520 mm, Ivory finish (cod. 02)

Thanks to its high performance, the RIGO bathroom radiator responds optimally to caloric needs larger bathrooms, enhancing the environment in which it is

inserted.
Available in 3 heights and 3 widths.



Model	Depth	Height	Width	Ccentre	Weight	Cap.	Thermal Power				Exp.	Mix	
							$\Delta t=50^{\circ}\text{C}$	$\Delta t=50^{\circ}\text{C}$	$\Delta t=40^{\circ}\text{C}$	$\Delta t=30^{\circ}\text{C}$		$\Delta t=20^{\circ}\text{C}$	n.
373 9 rails 1 espace	50	373	520	470	4,4	1,8	778	228	177	127	80	1,147	0
	50	373	1220	1170	8,6	3,9	1836	538	412	293	181	1,191	0
	50	373	1520	1470	10,4	4,8	2289	671	512	362	221	1,210	0
543 14 rails 1 espace	50	543	520	470	6,4	2,7	1095	321	249	179	112	1,146	0
	50	543	1220	1170	13,7	6,1	2736	802	615	437	270	1,190	300
	50	543	1520	1470	16,9	7,5	3439	1008	770	544	333	1,209	400
985 25 rails 2 espaces	50	985	520	470	11,2	5,0	2030	595	459	328	204	1,167	700
	50	985	1220	1170	23,8	9,8	4838	1418	1087	772	477	1,190	1000
	50	985	1520	1470	29,2	11,8	6043	1771	1355	959	590	1,200	1000

(*) Thanks to the high performance of Irsap RIGO radiators, the ideal Δt for low temperature projects is Δt at 30°C.

For Δt different from 50°C use the formula:

$$Q=Q_n (\Delta t / 50)^n$$

- Maximum working pressure 8 bar
- Maximum working temperature 95°C

STANDARD SUPPLY: 4 CHELA connections for 30 mm diameter manifold; 1/2" air vent.

Finishes available: see pag. 306.

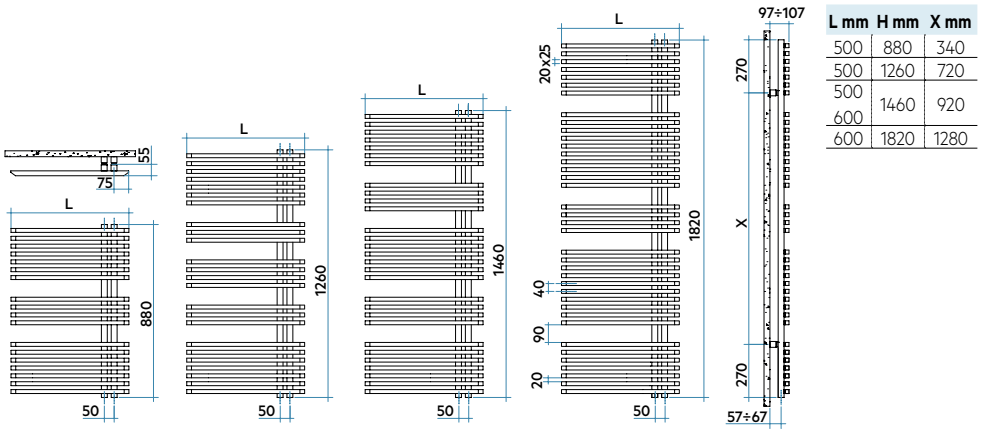


height 1260 mm, length 500 mm, Matt White finish (Cod. J8).

A harmony of forms full of technique and improvisation coming from two different sensibilities, JAZZ_S is an extremely versatile towel warmer. Strictly squared in its sober and essential shape, it well represents the contemporary trend.

Available in 3 heights and 2 widths. With the insertion of the electric resistance (optional) it can work even in periods when the system is off.

JAZZ_S



Model	Depth mm	Height mm	Width mm	Ccentre mm	Weight Kg	Cap. lt	Thermal Power				Exp. n.	Mix funct.	
							$\Delta t=50^{\circ}\text{C}$ Btu/h	$\Delta t=50^{\circ}\text{C}$ Watt	$\Delta t=40^{\circ}\text{C}$ Watt	$\Delta t=30^{\circ}\text{C}$ Watt (*)		$\Delta t=20^{\circ}\text{C}$ Watt	Watt
880 18 rails 2 espaces	55	880	500	50	10,0	4,1	1416	415	318	226	140	1,189	400
1260 24 rails 4 espaces	55	1260	500	50	13,6	5,4	1845	541	414	293	180	1,200	400
1460 29 rails 4 espaces	55	1460	500	50	16,1	6,5	2175	637	486	343	209	1,216	700
	55	1460	600	50	18,5	7,5	2494	731	557	392	239	1,219	700
1820 38 rails 4 espaces	55	1820	600	50	23,9	9,7	3103	909	688	479	288	1,253	1000

(*) Thanks to the high performance of Irsap JAZZ_S radiators, the ideal Δt for low temperature projects is Δt at 30°C .

For Δt different from 50°C use the formula:

$$Q=Q_n (\Delta t / 50)^n$$

- Maximum working pressure 4 bar
- Maximum working temperature 95°C

STANDARD SUPPLY: 4 wall fixing in the same color as the radiator; 2 1/2" hidden air vents complete with valve cover.

Finishes available: see pag. 306.

JAZZ_S AIR MIX

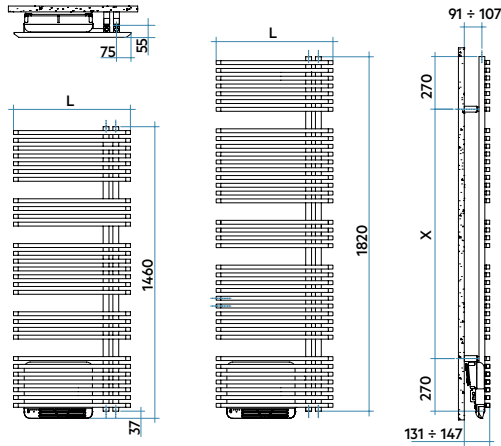


height 1857 mm, length 600 mm. Matt Anthracite Grey finish (Cod. 6V).

A harmony of forms full of technique and improvisation coming from two different sensibilities, JAZZ_S AIR MIX is an extremely versatile towel warmer.

Strictly squared in its sober and essential shape, it well represents the contemporary trend.

JAZZ_S AIR MIX



L mm	H mm	X mm
500	1460	920
600	1820	1280



Model	Depth P mm	Height H mm	Width L mm	Conn. centre L' mm	Weight Kg	Cap. lt	Thermal Power				Auxiliary heater with diff.	Exp. n.	
							$\Delta t=50^{\circ}\text{C}$ Watt	$\Delta t=40^{\circ}\text{C}$ Watt	$\Delta t=30^{\circ}\text{C}$ Watt (*)	$\Delta t=20^{\circ}\text{C}$ Watt			
1460 29 rails 4 espaces	124	1497	600	50	21,1	7,5	2494	731	557	392	239	+1000	1,219
1820 38 rails 4 espaces	124	1857	600	50	26,5	9,7	3103	909	688	479	288	+1000	1,253

- Maximum working pressure 4 bar
- Maximum working temperature 95°C

Finishes available: see pag. 306.

STANDARD SUPPLY: 4 wall fixing in the same color as the radiator; 2 1/2" hidden air vents complete with valve cover.

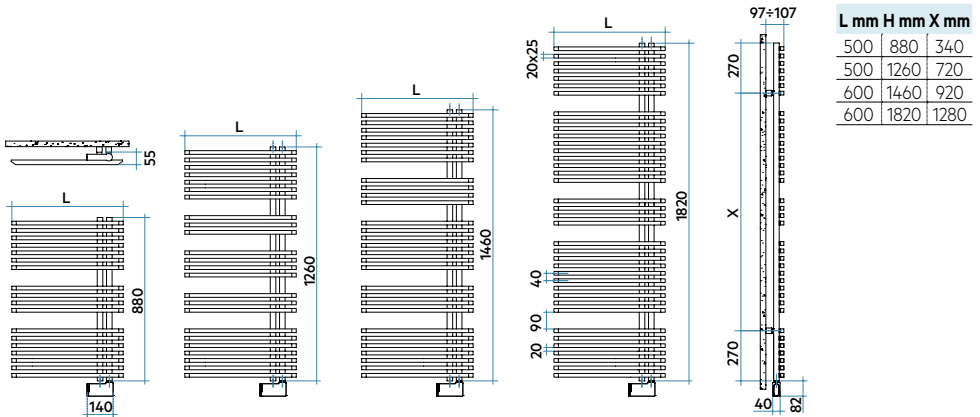


height 1260 mm, length 500 mm, Standard White finish (cod. 01).

Electric steel bathroom towel radiator. Available in 3 heights and in the width of 500 mm.

The new and exclusive WiFi electric resistance is supplied in the same color as the radiator.

JAZZ_S electric



Model	Depth P mm	Height H mm	Width L mm	Weight Kg	Electric Power Watt
880 18 rails 2 espaces	55	890	500	14,5	400
1260 24 rails 4 espaces	55	1290	500	19,4	500
1460 29 rails 4 espaces	55	1290	500	26,2	750
1820 38 rails 4 espaces	55	1770	500	33,7	1000

WiFi Control*

Control your radiator remotely using the IRSAP NOW app available from:



Compatible with the systems:



The WiFi control, on the radiator, connects to smartphones, making product management simple and immediate, con-

figurable by downloading the IRSAP NOW APP available from Android and IOS stores.

This APP allows the management of multiple homes, allowing individual rooms or zones to be configured independently.

The WiFi control is compatible with Google Home, Amazon Alexa and IFTTT protocol.

*** Available only for UE and CH.**

Finishes available: see pag. 306.

JAZZ_S AIR

electric



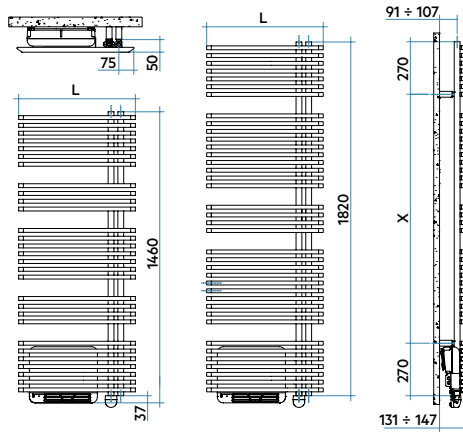
height 1520 mm. | length 600 mm. | Standard White finish (cod. 01).

A harmony of forms full of technique and improvisation coming from two different sensibilities, JAZZ_S AIR is an extremely versatile towel warmer.

Strictly squared in its sober and essential shape, it well represents the contemporary trend.

JAZZ_S AIR

electric



L mm	H mm	X mm
600	1460	920
600	1820	1280

CE

Model	Depth P mm	Height H mm	Width L mm	Weight Kg	Electric Power Watt	Auxiliary heater with diffuser Watt
1460 29 rails 4 espaces	124	1520	600	30,9	750	+ 1000
1820 38 rails 4 espaces	124	1880	600	38,4	1000	+ 1000

STANDARD SUPPLY: 4 adjustable wall fixing brackets in the same color of the radiator; Wireless remote control.

Finishes available: see pag. 306.

SOUL_S



height 1540 mm, length 550 mm, Pearl White finish (Cod. 16).

Light, minimal and essential, SOUL_S reinterprets any environment.

Its linear perspectives are the expression of the evolution, fascinating encounter between a round collector and a flat profile, able to influence and

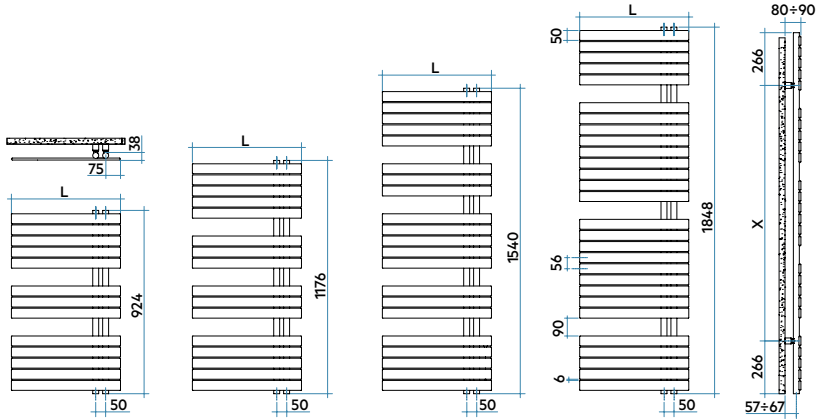
characterize the bathroom's environment enhancing its personality.

Available in 3 heights and 1 width.

With the insertion of the electric resistance (optional) it can work even in periods when the system is off.

SOUL_S

	L mm	H mm	X mm
550		924	392
		1176	644
		1540	1008
		1848	1316



Model	Depth mm	Height mm	Width mm	Ccentre mm	Weight Kg	Cap. lt	Thermal Power					Exp. n.	Mix funct. Watt
							$\Delta t=50^{\circ}\text{C}$ Btu/h	$\Delta t=50^{\circ}\text{C}$ Watt	$\Delta t=40^{\circ}\text{C}$ Watt	$\Delta t=30^{\circ}\text{C}$ Watt (*)	$\Delta t=20^{\circ}\text{C}$ Watt		
924 13 rails 2 espaces	38	924	550	50	9,4	3,2	1391	408	309	216	130	1,245	400
1176 16 rails 3 espaces	38	1176	550	50	11,5	4,1	1723	505	379	262	155	1,286	400
1540 21 rails 4 espaces	38	1540	550	50	15,0	5,3	2235	655	491	338	200	1,295	700
1848 28 rails 3 espaces	38	1848	550	50	19,4	7,3	2815	825	616	423	248	1,310	1000

(*) Thanks to the high performance of Irsap SOUL_S radiators, the ideal Δt for low temperature projects is Δt at 30°C .

For Δt different from 50°C use the formula:

$$Q=Q_n (\Delta t / 50)^n$$

Finishes available: see pag. 306.

- Maximum working pressure 4 bar
- Maximum working temperature 95°C

STANDARD SUPPLY: 4 wall fixing in the same color as the radiator; 2 1/2" hidden air vents complete with valve cover.

SOUL_S AIR MIX

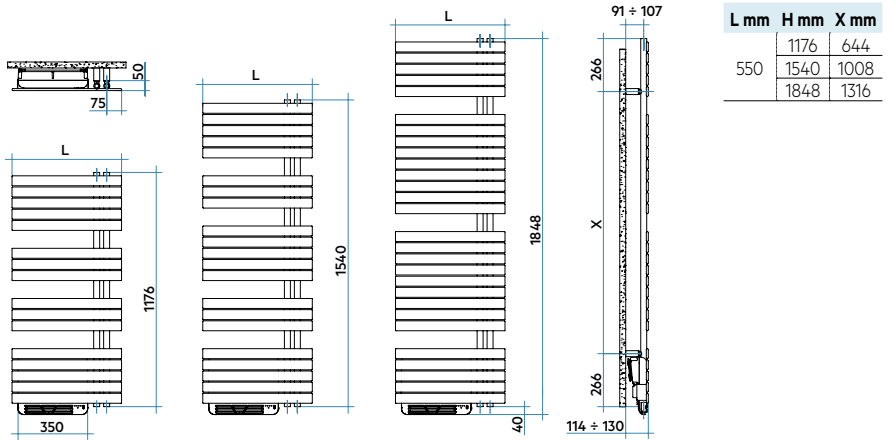


height 1580 mm. | length 550 mm. Matt Blue Dove finish (cod. 4P).

Light, minimal and essential, SOUL_S AIR MIX reinterprets any environment. Its linear perspectives are the expression of the evolution, fascinating encounter between a round collector and a flat profile,

able to influence and characterize the bathroom's environment enhancing its personality.

SOUL_S AIR MIX




Model	Depth P mm	Height H mm	Width L mm	Conn. centre L' mm	Weight Kg	Cap. lt	Thermal Power				Auxiliary heater with diff. Watt	Exp. n.	
							$\Delta t=50^{\circ}\text{C}$ Btu/h	Watt	$\Delta t=40^{\circ}\text{C}$ Watt	$\Delta t=30^{\circ}\text{C}$ Watt (*)			$\Delta t=20^{\circ}\text{C}$ Watt
1176 16 rails 3 espaces	110	1216	550	50	13,9	4,1	1723	505	379	262	155	+1000	1,286
1540 21 rails 4 espaces	110	1580	550	50	17,5	5,3	2235	655	491	338	200	+1000	1,295
1848 28 rails 3 espaces	110	1888	550	50	21,9	7,3	2815	825	616	423	248	+1000	1,310

- Maximum working pressure 4 bar
- Maximum working temperature 95°C

Finishes available: see pag. 306.

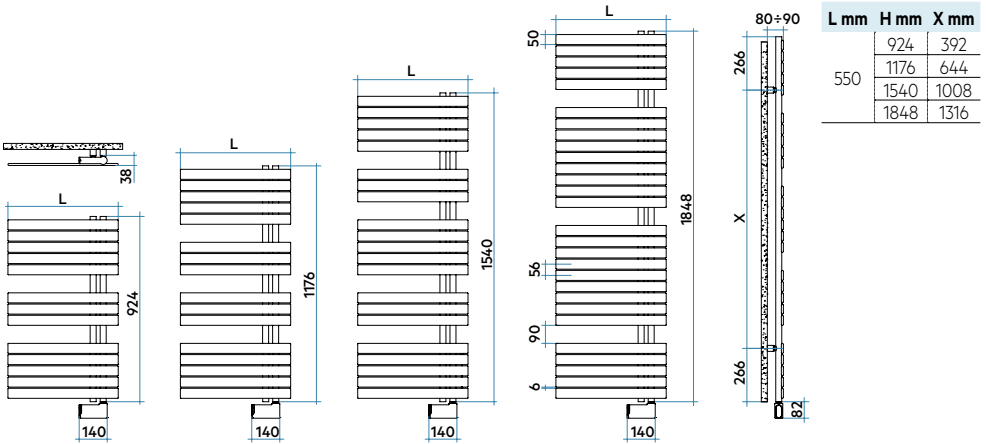
STANDARD SUPPLY: 4 wall fixing in the same color as the radiator; 2 1/2" hidden air vents complete with valve cover.



height 1540 mm, length 550 mm, Matt Light Grey finish (Cod. 8ND).

Electric steel bathroom towel radiator.
Available in 3 heights and in the width of 550 mm.

The new and exclusive WiFi electric resistance is
supplied in the same color as the radiator.



Model	Depth P mm	Height H mm	Width L mm	Weight Kg	Electric Power Watt
924 13 rails 2 espaces	38	924	550	13,1	400
1176 16 rails 3 espaces	38	1176	550	16,0	500
1540 21 rails 4 espaces	38	1540	550	20,7	750
1848 28 rails 3 espaces	38	1848	550	27,0	1000

WiFi Control*

Control your radiator remotely using the IRSAP NOW app available from:



Compatible with the systems:



The WiFi control, on the radiator, connects to smartphones, making product management simple and immediate, con-

figurable by downloading the IRSAP NOW APP available from Android and IOS stores.

This APP allows the management of multiple homes, allowing individual rooms or zones to be configured independently.

The WiFi control is compatible with Google Home, Amazon Alexa and IFTTT protocol.

*** Available only for UE and CH.**

Finishes available: see pag. 306.

SOUL_S AIR

electric



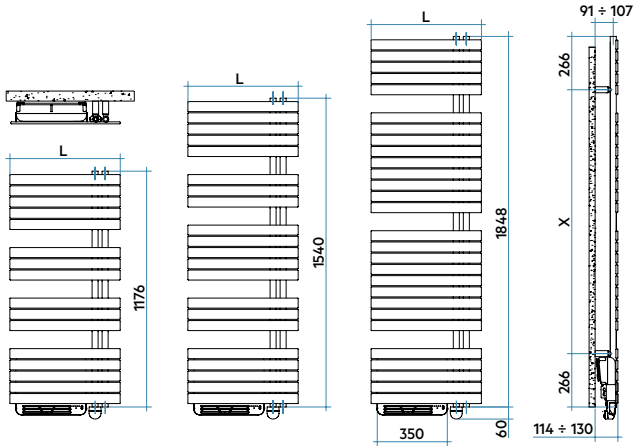
height 1600 mm, length 550 mm, Standard White finish (cod. 01).

Electric radiator with booster.
The radiator is filled with a coolant and is combined with a 1000 watt electric power booster system.

This system provides a uniform temperature in the room where it is installed.
Available in 3 heights and a width of 550 mm.

SOUL_S AIR

electric



L mm	H mm	X mm
550	1176	644
	1540	1008
	1848	1316

CE

Model	Depth P mm	Height H mm	Width L mm	Weight Kg	Electric Power Watt	Auxiliary heater with diffuser Watt
1176 16 rails 3 espaces	110	1236	550	20,5	500	+ 1000
1540 21 rails 4 espaces	110	1600	550	25,3	750	+ 1000
1848 28 rails 3 espaces	110	1908	550	31,6	1000	+ 1000

STANDARD SUPPLY: 4 adjustable wall fixing brackets in the same color of the radiator; Wireless remote control.

Finishes available: see pag. 306.

FUNKY_S



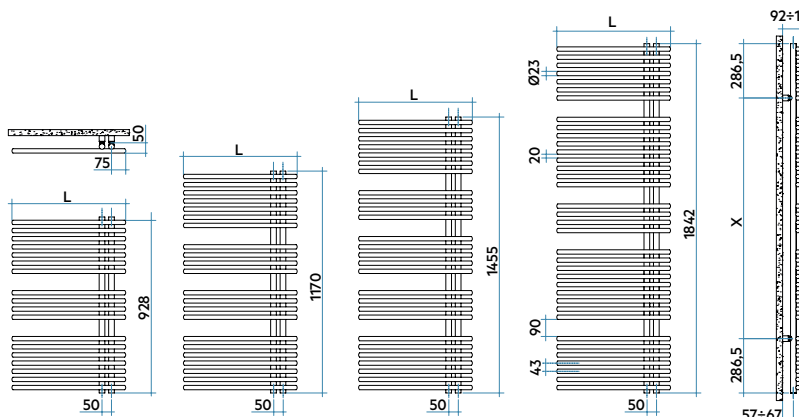
height 1455 mm, length 500 mm. Black finish (cod. 10).

Original features, full of personality and creativity, give shape to this towel warmer with essential lines. FUNKY_S takes inspiration from the rhythm that permeates its shapes, creating a free and versatile approach, capable of transforming and furnishing any

bathroom environment, making it the protagonist. Available in 3 heights and 2 widths. With the insertion of the electric resistance (optional) it can work even in periods when the system is off.

FUNKY_S

L mm	H mm	X mm
500	928	355
500	1170	597
500	1455	882
600	1842	1269



Thermal Power

Model	Depth mm	Height mm	Width mm	Ccentre mm	Weight Kg	Cap. lt	$\Delta t=50^{\circ}\text{C}$ Btu/h	Thermal Power				Exp. n.	Mix
								$\Delta t=50^{\circ}\text{C}$ Watt	$\Delta t=40^{\circ}\text{C}$ Watt	$\Delta t=30^{\circ}\text{C}$ Watt (*)	$\Delta t=20^{\circ}\text{C}$ Watt		funct. Watt
928 18 rails 2 espaces	50	928	500	50	8,7	3,5	1373	402	309	220	136	1,183	400
1170 22 rails 3 espaces	50	1170	500	50	10,6	4,1	1665	488	374	265	163	1,198	400
1455 27 rails 4 espaces	50	1455	500	50	13,0	5,0	2019	592	447	311	187	1,257	700
	50	1455	600	50	14,9	5,8	2347	688	521	364	220	1,246	700
1842 36 rails 4 espaces	50	1842	600	50	19,2	7,6	3039	891	676	473	286	1,238	1000

(*) Thanks to the high performance of Irsap FUNKY_S radiators, the ideal Δt for low temperature projects is Δt at 30°C .

For Δt different from 50°C use the formula:


$$Q = Q_n (\Delta t / 50)^n$$

- Maximum working pressure 8 bar
- Maximum working temperature 95°C

STANDARD SUPPLY: 4 wall fixing in the same color as the radiator; 2 1/2" hidden air vents complete with valve cover.

Finishes available: see pag. 306.

FUNKY_S AIR MIX

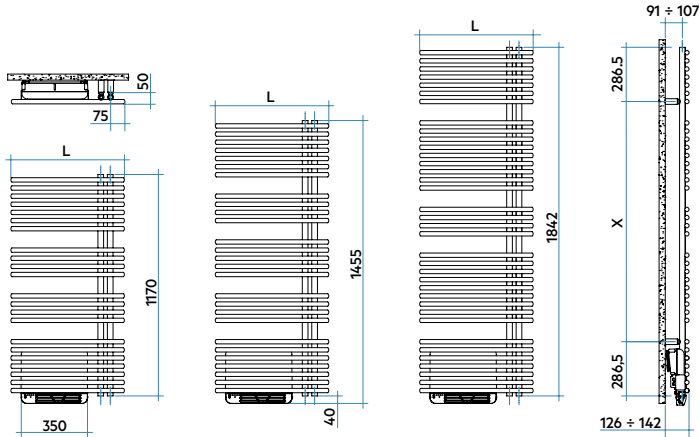


height 1495 mm, length 600 mm. Black finish (cod. 10).

Original features full of personality and creativity, give shape to this towel warmer of essential lines. FUNKY_S AIR MIX takes inspiration from the rhythm pervading its forms and creating a free and versatile

approach, able to transform and decorate any bathroom's space, making it the leading actor.

FUNKY_S AIR MIX



L mm	H mm	X mm
500	1170	597
500	1455	882
600	1842	1269



Model	Depth P mm	Height H mm	Width L mm	Conn. centre L' mm	Weight Kg	Cap. lt	Thermal Power				Auxiliary heater with diff.	Exp. n.	
							$\Delta t=50^{\circ}\text{C}$ Btu/h	$\Delta t=50^{\circ}\text{C}$ Watt	$\Delta t=40^{\circ}\text{C}$ Watt	$\Delta t=30^{\circ}\text{C}$ Watt (*)			$\Delta t=20^{\circ}\text{C}$ Watt
1170 22 rails 3 espaces	122	1210	600	50	14,8	4,7	1952	572	439	311	192	+1000	1,190
1455 27 rails 4 espaces	122	1495	600	50	17,5	5,8	2347	688	521	364	220	+1000	1,246
1842 36 rails 4 espaces	122	1882	600	50	21,8	7,6	3039	891	676	473	286	+1000	1,238

- Maximum working pressure 8 bar
- Maximum working temperature 95°C

Finishes available: see pag. 306.

STANDARD SUPPLY: 4 wall fixing in the same color as the radiator; 2 1/2" hidden air vents complete with valve cover.

FUNKY_S

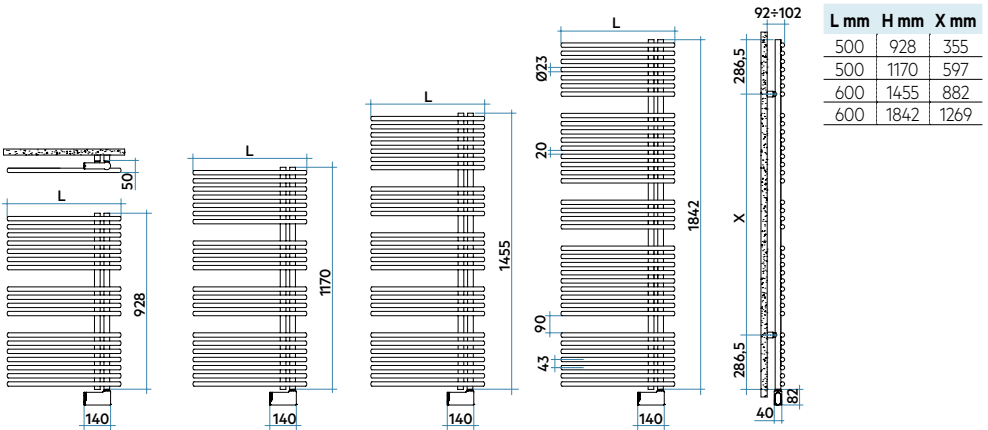
electric



height 1455 mm, length 600 mm, Ivory finish (cod. 02).

Electric steel bathroom towel radiator.
Available in 3 heights and in 2 width.

The new and exclusive WiFi electric resistance is
supplied in the same color as the radiator.



Model	Depth P mm	Height H mm	Width L mm	Weight Kg	Electric Power Watt
928 18 rails 2 espaces	50	928	500	12,3	400
1170 22 rails 3 espaces	50	1170	500	15,4	500
1455 27 rails 4 espaces	50	1455	600	21,4	750
1842 36 rails 4 espaces	50	1842	600	27,4	1000

WiFi Control*

Control your radiator remotely using the IRSAP NOW app available from:



Compatible with the systems:



The WiFi control, on the radiator, connects to smartphones, making product management simple and immediate, con-

figurable by downloading the IRSAP NOW APP available from Android and IOS stores.

This APP allows the management of multiple homes, allowing individual rooms or zones to be configured independently.

The WiFi control is compatible with Google Home, Amazon Alexa and IFTTT protocol.

*** Available only for UE and CH.**

Finishes available: see pag. 306.

FUNKY_S AIR

electric



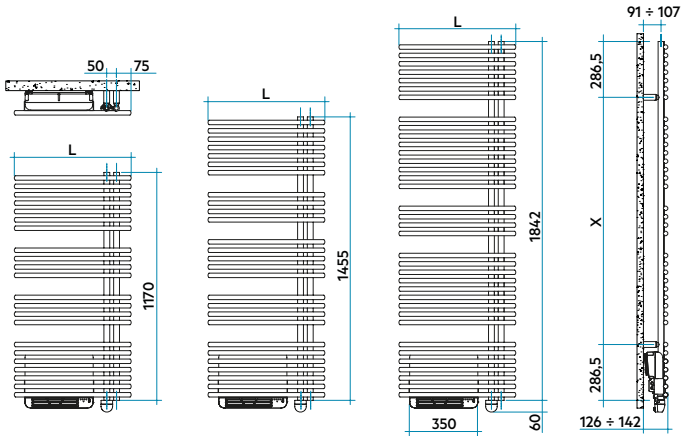
height 1515 mm., length 600 mm. Agave finish (cod. 9N).

Electric radiator with booster.
The radiator is filled with a coolant and is combined with a 1000 watt electric power booster system.

This system provides a uniform temperature in the room where it is installed.
Available in 3 heights and a width of 600 mm.

FUNKY_S AIR

electric



L mm	H mm	X mm
500	1170	597
600	1455	882
600	1842	1269

CE

Model	Depth P mm	Height H mm	Width L mm	Weight Kg	Electric Power Watt	Auxiliary heater with diffuser Watt
1170 22 rails 3 espaces	122	1230	600	21,8	500	+ 1000
1455 27 rails 4 espaces	122	1515	600	25,5	750	+ 1000
1842 36 rails 4 espaces	122	1902	600	31,6	1000	+ 1000

STANDARD SUPPLY: 4 adjustable wall fixing brackets in the same color of the radiator; Wireless remote control.

Finishes available: see pag. 306.



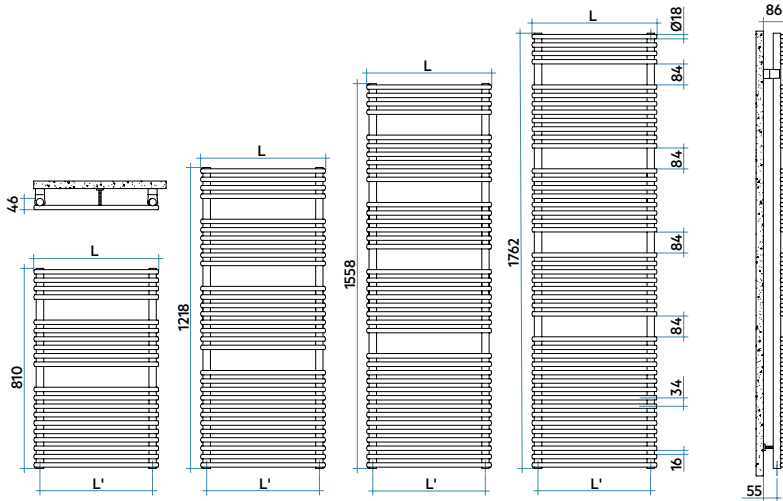
height 1218 mm, length 556 mm, Matt Black finish (cod. K7).

FLAUTO is a towel warmer whose geometry follows modern furnishing trends.

FLAUTO is available in 4 heights and 5 widths from 456 to 756 mm.

With the insertion of the electric resistance (optional) it can work even in periods when the system is off.

FLAUTO



Model	Depth mm	Height mm	Width mm	Ccentre mm	Weight Kg	Cap. lt	Thermal Power					Exp. n.	Mix Watt
							Δt=50°C Watt	Δt=50°C Watt	Δt=40°C Watt (°)	Δt=30°C Watt	Δt=20°C Watt		
810 20 rails 2 espaces	46	810	456	406	5,6	2,8	1402	411	316	225	139	1,179	400
	46	810	506	456	6,1	3,0	1522	446	343	244	152	1,177	400
	46	810	556	506	6,5	3,1	1642	481	370	264	164	1,175	400
	46	810	606	556	7,0	3,3	1764	517	398	284	176	1,173	400
	46	810	756	706	8,4	3,9	2127	623	480	343	214	1,167	400
1218 30 rails 3 espaces	46	1218	456	406	8,4	4,1	2044	599	460	327	202	1,187	400
	46	1218	506	456	9,1	4,4	2212	648	498	354	219	1,184	700
	46	1218	556	506	9,8	4,7	2380	698	536	382	236	1,181	700
	46	1218	606	556	10,5	5,0	2548	747	574	409	254	1,177	700
	46	1218	756	706	12,5	5,9	3051	894	689	492	307	1,168	700
1558 38 rails 4 espaces	46	1558	456	406	10,6	5,2	2613	766	586	415	255	1,200	700
	46	1558	506	456	11,5	5,6	2844	834	639	454	280	1,191	700
	46	1558	556	506	12,4	6,0	3075	901	692	493	305	1,181	700
	46	1558	606	556	13,2	6,4	3307	969	746	533	331	1,172	1000
	46	1558	756	706	15,9	7,5	4001	1172	908	654	411	1,144	1000
1762 44 rails 4 espaces	46	1762	456	406	12,2	6,0	3048	893	682	482	295	1,207	700
	46	1762	506	456	13,2	6,5	3293	965	739	523	322	1,199	1000
	46	1762	556	506	14,3	6,9	3538	1037	795	565	349	1,190	1000
	46	1762	606	556	15,3	7,3	3783	1109	852	606	376	1,181	1000
	46	1762	756	706	18,3	8,6	4518	1324	1023	734	460	1,155	1000

(*) Thanks to the high performance of Irsap FLAUTO radiators, the ideal Δt for low temperature projects is Δt at 30°C.

For Δt different from 50°C use the formula:

$$Q=Q_n (\Delta t / 50)^\alpha$$

- Maximum working pressure 8 bar
- Maximum working temperature 95°C

STANDARD SUPPLY: 2 CHELA wall brackets; wall spacer; 1/2" air vent.

Finishes available: see pag. 306.

FLAUTO 2



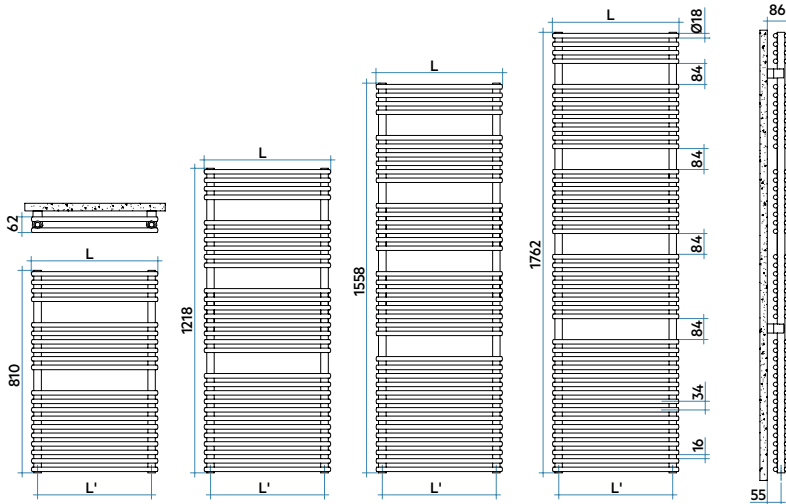
height 1762 mm, length 606 mm. Claret finish (cod. 06).

The double-rank version of FLAUTO, with a strong identity, is ideal for environments that require a higher caloric yield.

FLAUTO 2 is available in 4 heights and 5 widths from 456 to 756 mm.

With the insertion of the electric resistance (optional) it can work even in periods when the system is off.

FLAUTO 2



Model	Depth mm	Height mm	Width mm	Ccentre mm	Weight Kg	Cap. lt	Thermal Power					Exp. n.	Mix Watt
							$\Delta t=50^{\circ}\text{C}$ Watt	$\Delta t=50^{\circ}\text{C}$ Watt	$\Delta t=40^{\circ}\text{C}$ Watt (*)	$\Delta t=30^{\circ}\text{C}$ Watt	$\Delta t=20^{\circ}\text{C}$ Watt		
810 40 rails 2 espaces	62	810	456	406	9,8	4,5	1975	579	444	315	194	1192	400
	62	810	506	456	10,7	4,9	2192	642	492	349	215	1,196	400
	62	810	556	506	11,6	5,3	2408	706	540	382	235	1,199	700
	62	810	606	556	12,5	5,7	2625	769	588	416	256	1,203	700
1218 60 rails 3 espaces	62	810	756	706	15,3	6,9	3275	960	732	516	316	1,214	1000
	62	1218	456	406	14,7	6,8	2796	820	624	439	268	1,221	700
	62	1218	556	506	17,4	8,0	3418	1002	763	537	328	1,220	1000
	62	1218	606	556	18,8	8,6	3730	1093	833	586	358	1,220	1000
1558 76 rails 4 espaces	62	1218	756	706	22,9	10,3	4664	1367	1041	733	447	1,219	1000
	62	1558	456	406	18,6	8,7	3606	1057	803	563	342	1,232	1000
	62	1558	506	456	20,3	9,4	3985	1168	889	625	381	1,223	1000
	62	1558	556	506	22,1	10,1	4364	1279	975	688	420	1,215	1000
1762 88 rails 4 espaces	62	1558	606	556	23,8	10,9	4743	1390	1062	751	460	1,206	1000
	62	1558	756	706	29,0	13,1	5879	1723	1324	942	584	1,181	1000
	62	1762	456	406	21,4	10,0	4107	1204	912	638	386	1,242	1000
	62	1762	506	456	23,4	10,8	4584	1343	1021	717	435	1,230	1000
1762 88 rails 4 espaces	62	1762	556	506	25,5	11,7	5061	1483	1130	796	486	1,219	1000
	62	1762	606	556	27,5	12,6	5537	1623	1240	876	537	1,207	1000
	62	1762	756	706	33,5	15,1	6968	2042	1572	1122	697	1,173	1000

(*) Thanks to the high performance of Irsap FLAUTO 2 radiators, the ideal Δt for low temperature projects is Δt at 30°C.

For Δt different from 50°C use the formula:

$$Q=Q_n (\Delta t / 50)^n$$

- Maximum working pressure 8 bar
- Maximum working temperature 95°C

STANDARD SUPPLY: 2 pair of CHELA wall brackets; 1/2" air vent.

Finishes available: see pag. 306.

FLAUTO

chrome-plated



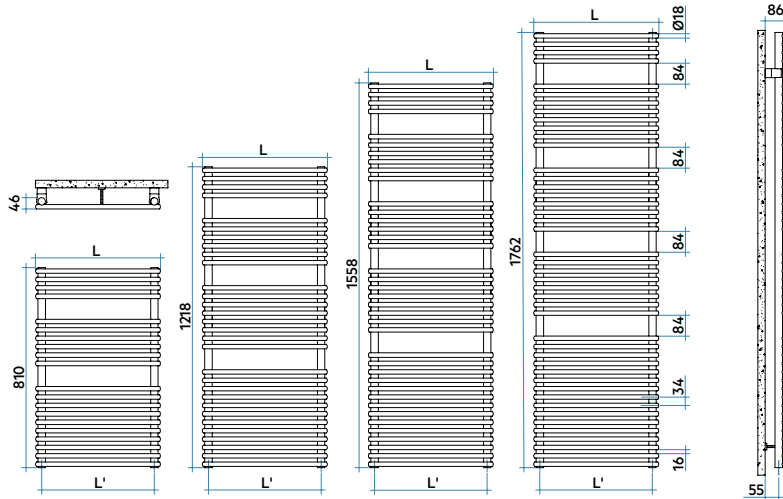
height 1218 mm, length 506 mm. Chrome-plated finish (cod. 50).

Thanks to the sobriety of the design and its performance, FLAUTO CHROME-PLATED is ideal for any environment or living space. It is available in 4 heights and 5 widths from 456 to 756 mm.

With the insertion of the electric resistance (optional) it can work even in periods when the system is off.

FLAUTO

chrome-plated



Model	Depth	Height	Width	Ccentre	Weight	Cap.	Thermal Power					Exp.	Mix funct.
							Δt=50°C	Δt=50°C	Δt=40°C	Δt=30°C	Δt=20°C		
	mm	mm	mm	mm	Kg	lt	Btu/h	Watt	Watt	Watt (*)	Watt	n.	Watt
810 20 rails 2 espaces	46	810	456	406	5,6	2,8	926	271	209	149	92	1,180	300
	46	810	506	456	6,1	3,0	1023	300	230	164	102	1,178	300
	46	810	556	506	6,5	3,1	1120	328	252	180	112	1,177	300
	46	810	606	556	7,0	3,3	1216	356	274	196	121	1,176	300
	46	810	756	706	8,4	3,9	1506	442	340	243	151	1,172	400
1218 30 rails 3 espaces	46	1218	456	406	8,4	4,1	1359	398	303	214	130	1,220	400
	46	1218	506	456	9,1	4,4	1480	434	331	233	142	1,218	400
	46	1218	556	506	9,8	4,7	1601	469	358	252	154	1,217	400
	46	1218	606	556	10,5	5,0	1721	504	385	271	166	1,215	400
	46	1218	756	706	12,5	5,9	2083	610	466	329	202	1,209	400
1558 38 rails 4 espaces	46	1558	456	406	10,6	5,2	1761	516	391	274	165	1,243	400
	46	1558	506	456	11,5	5,6	1927	565	429	301	183	1,232	400
	46	1558	556	506	12,4	6,0	2092	613	467	328	200	1,222	400
	46	1558	606	556	13,2	6,4	2258	662	505	356	218	1,212	700
	46	1558	756	706	15,9	7,5	2754	807	620	442	274	1,180	700
1762 44 rails 4 espaces	46	1762	456	406	12,2	6,0	1979	580	440	307	186	1,243	400
	46	1762	506	456	13,2	6,5	2162	634	481	337	204	1,237	700
	46	1762	556	506	14,3	6,9	2345	687	522	367	223	1,230	700
	46	1762	606	556	15,3	7,3	2528	741	564	397	242	1,223	700
	46	1762	756	706	18,3	8,6	3077	902	689	488	299	1,203	1000

(*) Thanks to the high performance of Irsap FLAUTO CHROME-PLATED radiators, the ideal Δt for low temperature projects is Δt at 30°C.

For Δt different from 50°C use the formula:

$$Q = Q_n (\Delta t / 50)^\alpha$$

- Maximum working pressure 8 bar
- Maximum working temperature 95°C

STANDARD SUPPLY: pair of CHELA wall brackets; wall spacer; 1/2" chrome-plated air vent.

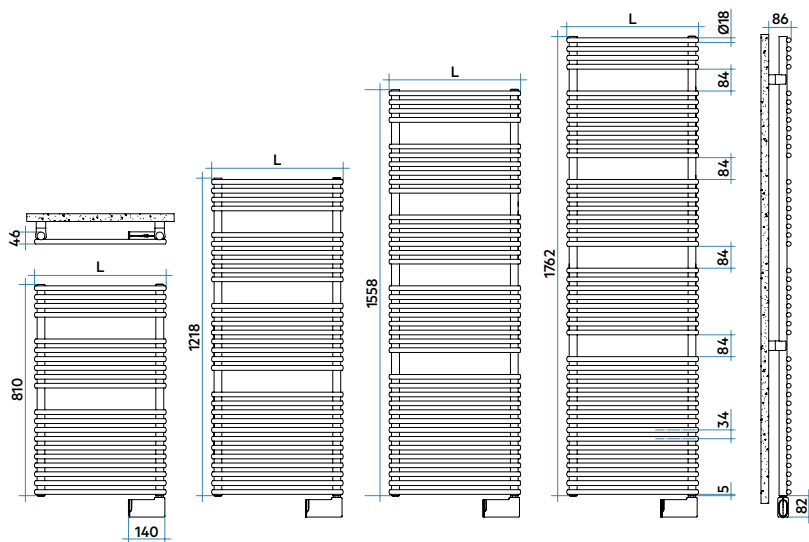
Available only in chrome-plated finish.



height 1218 mm, length 506 mm, Melon Yellow finish (cod. E7).

Electric steel bathroom towel radiator.
Available in 4 heights and in width of 506 mm.

The new and exclusive WiFi electric resistance is
supplied in the same color as the radiator.



Model	Depth P mm	Height H mm	Width L mm	Weight Kg	Electric Power Watt
810 20 rails 2 espaces	46	810	506	9,8	400
1218 30 rails 3 espaces	46	1218	506	14,2	600
1558 38 rails 4 espaces	46	1558	506	17,9	800
1762 44 rails 4 espaces	46	1762	506	20,4	1000

Finishes available: see pag. 306.

ELECTRIC HEATERS AVAILABLE

WiFi control*



Electric heating element with IR electronic control (type H)



Electric heating element with Wi-fi electronic control (type E)

Control your radiator remotely using the IRSAP NOW app available from:



Compatible with the systems:



* Available only for UE and CH.

FLAUTO

chrome-plated electric



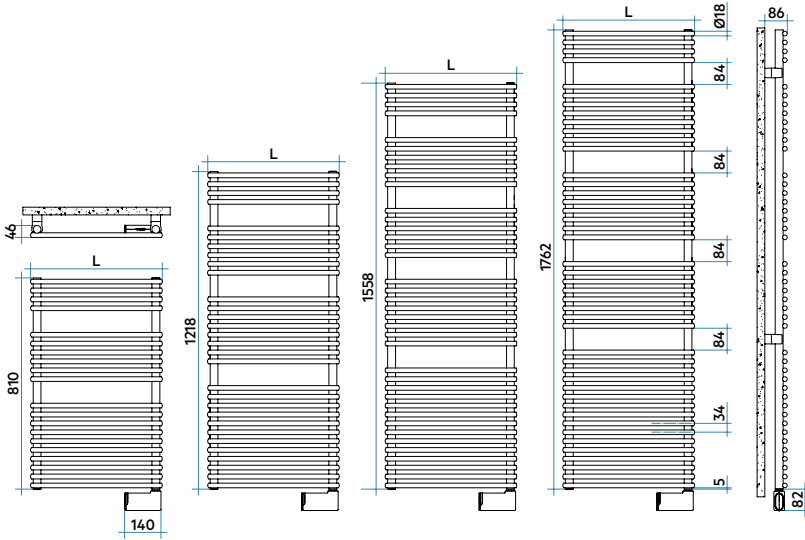
height 1218 mm, length 506 mm. Chrome-plated finish (cod. 50).

The Chrome Plated version of FLAUTO ELECTRIC is a modern alternative offering quality design to enhance any setting where it is installed.

Available in 4 heights and in width of 506 mm. The new and exclusive WiFi electric resistance is supplied in the same color as the radiator.

FLAUTO

chrome-plated electric



Model	Depth P mm	Height H mm	Width L mm	Weight Kg	Electric Power Watt
810 20 rails 2 espaces	46	810	506	9,7	300
1218 30 rails 3 espaces	46	1218	506	14,2	400
1558 38 rails 4 espaces	46	1558	506	17,8	600
1762 44 rails 4 espaces	46	1762	506	20,4	700

Available only in chrome-plated finish.

ELECTRIC HEATERS AVAILABLE

WiFi control*



Electric heating element with IR electronic control (type H)



Electric heating element with Wi-fi electronic control (type E)

Control your radiator remotely using the IRSAP NOW app available from:



Compatible with the systems:



* Available only for UE and CH.

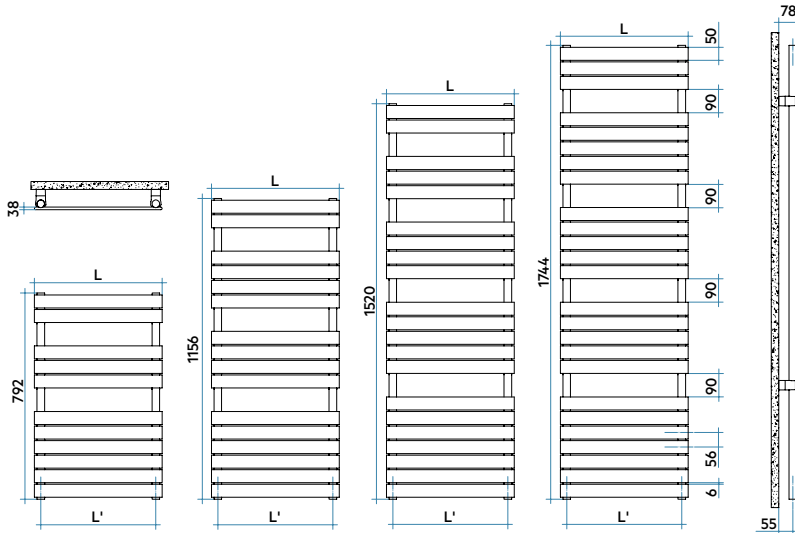


height 1744 mm, length 606 mm. Black finish (cod. 10).

XILO is a steel towel radiator with rectangular tubular elements.

XILO is available in 4 heights and 5 widths from 456 to 756 mm.

With the insertion of the electric resistance (optional) it can work even in periods when the system is off.



Thermal Power

Model	Depth	Height	Width	Ccentre	Weight	Cap.	Thermal Power				Exp.	Mix	
							$\Delta t=50^{\circ}\text{C}$	$\Delta t=50^{\circ}\text{C}$	$\Delta t=40^{\circ}\text{C}$	$\Delta t=30^{\circ}\text{C}$		$\Delta t=20^{\circ}\text{C}$	funct.
	mm	mm	mm	mm	Kg	ltr	Btu/h	Watt	Watt	Watt (*)	Watt	n.	Watt
792 11 rails 2 espaces	38	792	456	406	6,4	2,7	1286	377	288	204	126	1,200	400
	38	792	506	456	7,0	2,9	1406	412	315	223	137	1,199	400
	38	792	556	506	7,5	3,1	1526	447	342	243	149	1,198	400
	38	792	606	556	8,1	3,3	1646	482	369	262	161	1,197	400
1156 16 rails 3 espaces	38	792	756	706	9,7	3,8	2006	588	450	319	197	1,195	400
	38	1156	456	406	9,3	3,9	1731	507	390	278	172	1,180	400
	38	1156	506	456	10,1	4,2	1902	558	429	305	189	1,178	400
	38	1156	556	506	10,9	4,5	2073	608	467	333	207	1,177	400
1520 21 rails 4 espaces	38	1156	606	556	11,7	4,8	2244	658	506	361	224	1,175	700
	38	1156	756	706	14,1	5,6	2756	808	622	444	276	1,170	700
	38	1520	456	406	12,2	5,2	2230	654	498	351	215	1,214	700
	38	1520	506	456	13,3	5,5	2451	718	549	388	238	1,205	700
1744 25 rails 4 espaces	38	1520	556	506	14,3	5,9	2672	783	600	425	262	1,195	700
	38	1520	606	556	15,4	6,3	2894	848	651	463	286	1,186	700
	38	1520	756	706	18,5	7,4	3558	1043	805	577	361	1,157	1000
	38	1744	456	406	14,4	6,1	2612	766	588	418	258	1,185	700
1744 25 rails 4 espaces	38	1744	506	456	15,7	6,5	2863	839	644	459	284	1,182	700
	38	1744	556	506	16,9	6,9	3113	912	701	500	310	1,179	700
	38	1744	606	556	18,2	7,4	3364	986	758	541	336	1,176	1000
	38	1744	756	706	21,9	8,7	4115	1206	930	665	414	1,167	1000

(*) Thanks to the high performance of Irsap XILO radiators, the ideal Δt for low temperature projects is Δt at 30°C.

For Δt different from 50°C use the formula:

$$Q = Q_n (\Delta t / 50)^n$$

- Maximum working pressure 4 bar
- Maximum working temperature 95°C

STANDARD SUPPLY: 2 CHELA wall brackets; 1/2" air vent.

Finishes available: see pag. 306.

XILO 2

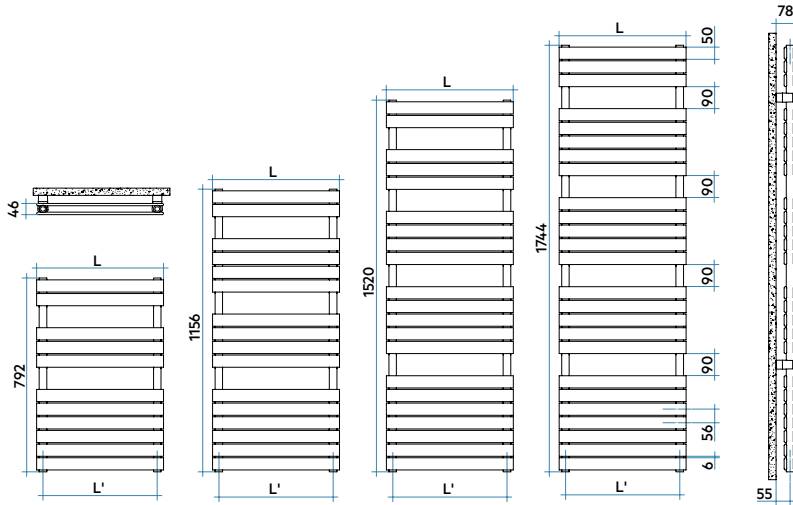


height 1744 mm, length 606 mm, Matt Powder Rosé finish (cod. 5V).

XILO 2 is a steel towel radiator with rectangular tubular elements.

XILO 2 is available in 4 heights and 5 widths from 456 to 756 mm.

With the insertion of the electric resistance (optional) it can work even in periods when the system is off.



Model	Depth	Height	Width	Ccentre	Weight	Cap.	Thermal Power				Exp.	Mix	
							$\Delta t=50^{\circ}\text{C}$	$\Delta t=50^{\circ}\text{C}$	$\Delta t=40^{\circ}\text{C}$	$\Delta t=30^{\circ}\text{C}$		$\Delta t=20^{\circ}\text{C}$	func.
	mm	mm	mm	mm	Kg	lt	Btu/h	Watt	Watt	Watt (*)	Watt	n.	Watt
792 22 rails 2 espaces	46	792	456	406	11,4	4,4	1819	533	409	290	179	1,192	400
	46	792	506	456	12,5	4,8	1986	582	446	317	196	1,189	400
	46	792	556	506	13,6	5,2	2153	631	484	344	213	1,186	400
	46	792	606	556	14,7	5,6	2320	680	522	371	230	1,184	700
1156 32 rails 3 espaces	46	792	756	706	18,0	6,8	2821	827	636	454	282	1,175	700
	46	1156	456	406	16,6	6,5	2474	725	555	393	242	1,198	700
	46	1156	506	456	18,2	7,0	2709	794	608	431	266	1,195	700
	46	1156	556	506	19,8	7,6	2944	863	661	470	290	1,191	700
1520 42 rails 4 espaces	46	1156	606	556	21,4	8,2	3179	932	715	508	314	1,187	1000
	46	1520	456	406	21,8	8,5	3040	891	673	468	281	1,259	700
	46	1520	506	456	23,9	9,2	3329	976	739	516	311	1,247	1000
	46	1520	556	506	26,0	10,0	3619	1061	805	565	342	1,234	1000
1744 50 rails 4 espaces	46	1520	756	706	34,4	12,9	4778	1400	1075	765	473	1,184	1000
	46	1744	456	406	25,8	10,0	3383	992	750	524	315	1,250	1000
	46	1744	506	456	28,3	10,9	3734	1094	830	581	351	1,240	1000
	46	1744	556	506	30,8	11,8	4085	1197	910	638	388	1,231	1000
4 espaces	46	1744	606	556	33,3	12,7	4436	1300	990	697	425	1,221	1000
	46	1744	756	706	40,8	15,3	5488	1608	1233	875	539	1,193	1000

(*) Thanks to the high performance of Irsap XILO 2 radiators, the ideal Δt for low temperature projects is Δt at 30°C.

For Δt different from 50°C use the formula:

$$Q=Q_n (\Delta t / 50)^n$$

- Maximum working pressure 4 bar
- Maximum working temperature 95°C

STANDARD SUPPLY: 2 pair of CHELA wall brackets; 1/2" air vent.

Finishes available: see pag. 306.

XILO AIR MIX



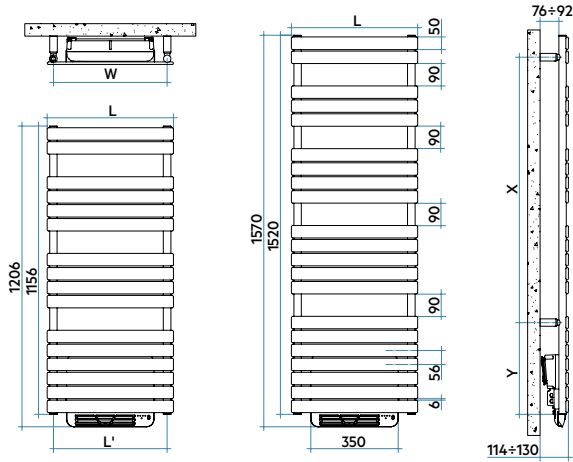
height 1520 mm. | length 606 mm. | Ice finish (cod. 3P).

Original features full of personality and creativity, give shape to this towel warmer of essential lines.

XILO AIR MIX takes inspiration from the rhythm pervading its forms and creating a free and versatile

approach, able to transform and decorate any bathroom's space, making it the leading actor.

XILO AIR MIX



Model	Depth P mm	Height H mm	Width L mm	Conn.		Weight Kg	Cap. lt	Thermal Power				Auxiliary heater	Exp. n.
				centre L' mm	Weight			$\Delta t=50^{\circ}\text{C}$ Btu/h	$\Delta t=50^{\circ}\text{C}$ Watt	$\Delta t=40^{\circ}\text{C}$ Watt	$\Delta t=30^{\circ}\text{C}$ Watt (*)	$\Delta t=20^{\circ}\text{C}$ Watt	
1156 16 rails 3 espaces	110	1206	506	456	12,7	4,3	1902	558	429	305	189	+1000	1,178
1520 21 rails 4 espaces	110	1570	506	456	15,8	5,6	2451	718	549	388	238	+1000	1,205
	110	1570	606	556	17,9	6,3	2894	848	651	463	286	+1000	1,186

- Maximum working pressure 4 bar
- Maximum working temperature 95°C

STANDARD SUPPLY: 4 adjustable wall fixing brackets in the same color of the radiator.

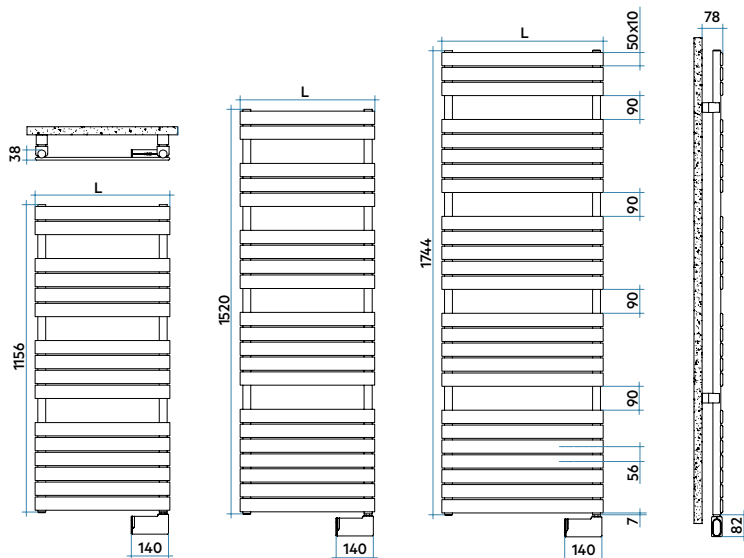
Finishes available: see pag. 306.



height 1744 mm, length 606 mm. Matt Powder Rose finish (cod. 5V).

Electric steel bathroom towel radiator.
Available in 3 heights and in 2 width.

The new and exclusive WiFi electric resistance is
supplied in the same color as the radiator.



H mm	L mm	X mm	W mm
870	500	640	470
1270	500	1040	470
1830	500	1600	470



Model	Depth P mm	Height H mm	Width L mm	Weight Kg	Electric Power Watt
1156 16 rails 3 espaces	38	1156	506	15,0	500
1520 21 rails 4 espaces	38	1520	606	19,6	750
1744 25 rails 4 espaces	38	1744	606	26,4	1200

WiFi Control*

Control your radiator remotely using the IRSAP NOW app available from:



Compatible with the systems:



The WiFi control, on the radiator, connects to smartphones, making product management simple and immediate, con-

figurable by downloading the IRSAP NOW APP available from Android and IOS stores.

This APP allows the management of multiple homes, allowing individual rooms or zones to be configured independently.

The WiFi control is compatible with Google Home, Amazon Alexa and IFTTT protocol.

*** Available only for UE and CH.**

Finishes available: see pag. 306.

XILO AIR

electric



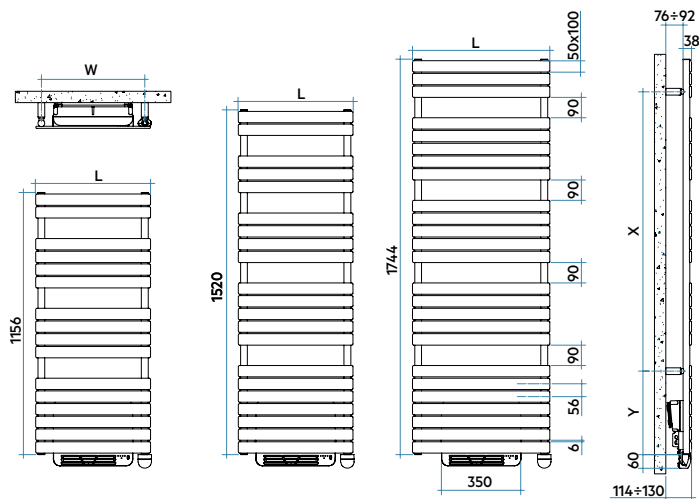
height 1744 mm, length 606 mm. Agave finish (cod. 9N).

Electric radiator with booster.
The radiator is filled with a coolant and is combined with a 1000 watt electric power booster system.

This system provides a uniform temperature in the room where it is installed.
Available in 3 heights and in 2 width of 506 and 606 mm.

XILO AIR

electric



H mm	L mm	Y mm	X mm	W' mm
1156	506	312	756	456
1520	506	368	1064	456
1744	606	368	1232	556



Model	Depth P mm	Height H mm	Width L mm	Weight Kg	Electric Power Watt	Auxiliary heater
						with diffuser Watt
1156 16 rails 3 espaces	110	1216	506	17,0	500	+ 1000
1520 21 rails 4 espaces	110	1580	506	21,5	750	+ 1000
1744 25 rails 4 espaces	110	1804	606	28,3	1200	+ 1000

STANDARD SUPPLY: 4 adjustable wall fixing brackets in the same color of the radiator; Wireless remote control.

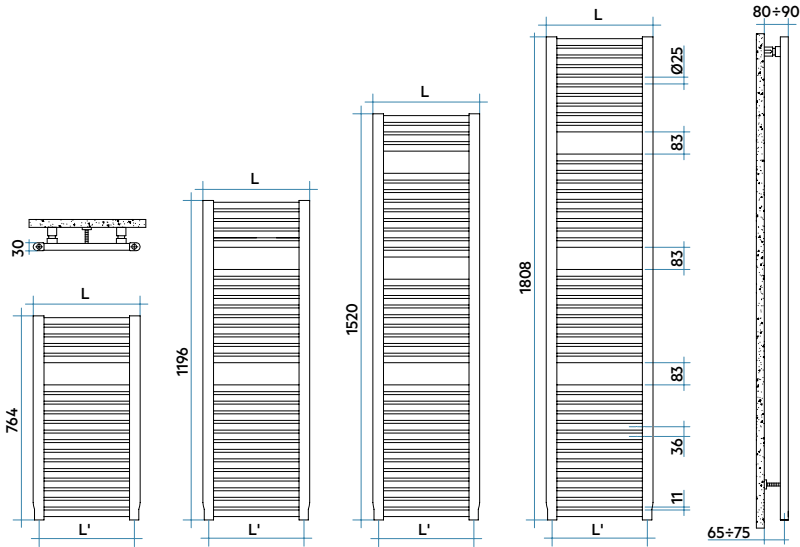
Finishes available: see pag. 306.



height 1808 mm, length 600 mm, Quartz 1 finish (Cod. 1C).

NOVO is the towel warmer for excellence, specifically designed for the bathroom. With 4 heights and 4 widths it can satisfy any demand for dimensions and heating power.

With the insertion of the electric resistance (optional) it can work even in periods when the system is off.



Model	Depth	Height	Width	Ccentre	Weight	Cap.	Thermal Power				Exp.	Mix funct.	
							$\Delta t=50^{\circ}\text{C}$	$\Delta t=50^{\circ}\text{C}$	$\Delta t=40^{\circ}\text{C}$	$\Delta t=30^{\circ}\text{C}$			$\Delta t=20^{\circ}\text{C}$
	mm	mm	mm	mm	Kg	lt	Btu/h	Watt	Watt	Watt (*)	Watt	n.	Watt
764 19 rails 1 espace	30	764	450	406	5,6	4,4	1314	385	294	208	128	1,206	400
	30	764	500	456	6,2	4,8	1441	422	323	229	140	1,203	400
	30	764	600	556	7,2	5,6	1695	497	381	270	166	1,196	400
	30	764	750	706	10,1	6,7	2076	609	467	332	205	1,185	400
1196 29 rails 2 espaces	30	1196	450	406	8,6	6,8	1884	552	423	301	186	1,190	400
	30	1196	500	456	9,4	7,4	2086	611	469	333	205	1,190	700
	30	1196	600	556	10,9	8,7	2490	730	560	397	245	1,190	700
	30	1196	750	706	15,5	10,2	3096	908	696	494	305	1,190	1000
1520 36 rails 3 espaces	30	1520	450	406	10,8	8,5	2373	695	527	369	223	1,241	700
	30	1520	500	456	11,7	9,3	2631	771	585	409	248	1,240	700
	30	1520	600	556	13,6	10,8	3146	922	700	490	297	1,237	1000
	30	1520	750	706	19,2	12,8	3920	1149	872	612	371	1,234	1000
1808 44 rails 3 espaces	30	1808	450	406	13,0	10,3	2935	860	655	461	280	1,223	700
	30	1808	500	456	14,2	11,3	3227	946	721	508	310	1,218	1000
	30	1808	600	556	16,5	13,1	3808	1116	852	602	369	1,208	1000
	30	1808	750	706	23,4	15,5	4680	1372	1051	746	460	1,193	1000

(*) Thanks to the high performance of Irsap NOVO radiators, the ideal Δt for low temperature projects is Δt at 30°C .

For Δt different from 50°C use the formula:

$$Q = Q_n (\Delta t / 50)^n$$

- Maximum working pressure 8 bar
- Maximum working temperature 95°C

STANDARD SUPPLY: pair of chela wall brackets; wall spacers; $1/2''$ air vent.

Extension of Guarantee:

Irsap guarantees the hydraulic seal and paint of NOVO radiators for 10 years, starting with sales in 2009.

Finishes available: see pag. 306.

NOVO

chrome-plated



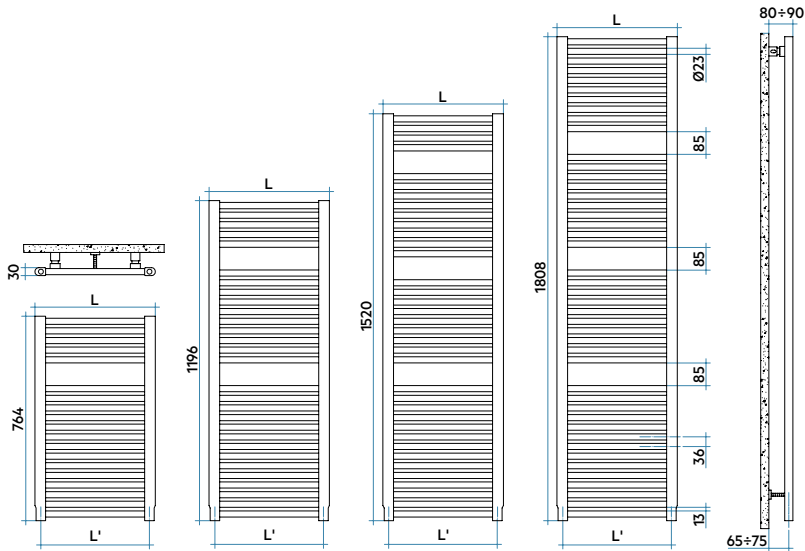
height 1800 mm, length 600 mm. Chrome-plated finish (cod. 50).

The minimalist style, in the chromed version and with 23 mm tubes, make NOVO CHROME-PLATED an unconventional towel warmer.

With the insertion of the electric resistance (optional) it can work even in periods when the system is off.

NOVO

chrome-plated



Model	Depth	Height	Width	Ccentre	Weight	Cap.	Thermal Power					Exp.	Mix
							Δt=50°C	Δt=50°C	Δt=40°C	Δt=30°C	Δt=20°C		func.
	mm	mm	mm	mm	Kg	lt	Btu/h	Watt	Watt	Watt (*)	Watt	n.	Watt
764 19 rails 1 espace	30	764	450	406	5,3	3,9	914	268	203	142	86	1,245	0
	30	764	500	456	5,8	4,3	1001	293	222	155	94	1,244	300
	30	764	600	556	6,7	5,0	1175	344	261	183	110	1,243	300
	30	764	750	706	10,7	5,6	1434	420	319	223	135	1,241	400
1196 29 rails 2 espaces	30	1196	450	406	8,1	6,1	1218	357	269	186	111	1,275	300
	30	1196	500	456	8,8	6,6	1353	396	299	207	124	1,272	400
	30	1196	600	556	10,3	7,6	1627	477	359	250	149	1,267	400
	30	1196	750	706	16,4	8,6	2039	598	451	314	189	1,259	400
1520 36 rails 3 espaces	30	1520	450	406	10,2	7,6	1656	485	365	252	150	1,279	400
	30	1520	500	456	11,0	8,2	1821	534	401	278	166	1,277	400
	30	1520	600	556	12,8	9,5	2151	630	475	329	196	1,273	700
	30	1520	750	706	20,4	10,8	2646	776	585	406	243	1,266	700
1808 44 rails 3 espaces	30	1808	450	406	12,3	9,2	1976	579	436	302	180	1,272	400
	30	1808	500	456	13,3	10,0	2180	639	481	334	200	1,269	700
	30	1808	600	556	15,5	11,5	2587	758	572	398	238	1,262	700
	30	1808	750	706	24,8	13,1	3198	937	709	494	298	1,252	1000

(*) Thanks to the high performance of Irsap NOVO CHROME-PLATED radiators, the ideal Δt for low temperature projects is Δt at 30°C.

For Δt different from 50°C use the formula:

$$Q=Q_n (\Delta t / 50)^n$$

- Maximum working pressure 8 bar
- Maximum working temperature 95°C

Available only in chrome-plated finish.

Extension of Guarantee:

Irsap guarantees only the hydraulic seal of NOVO Chrome-plated radiators for 10 years, starting from sales in 2009. The chrome plating is guaranteed for the period of time established by law, in any case not less than 24 months.

NOVO

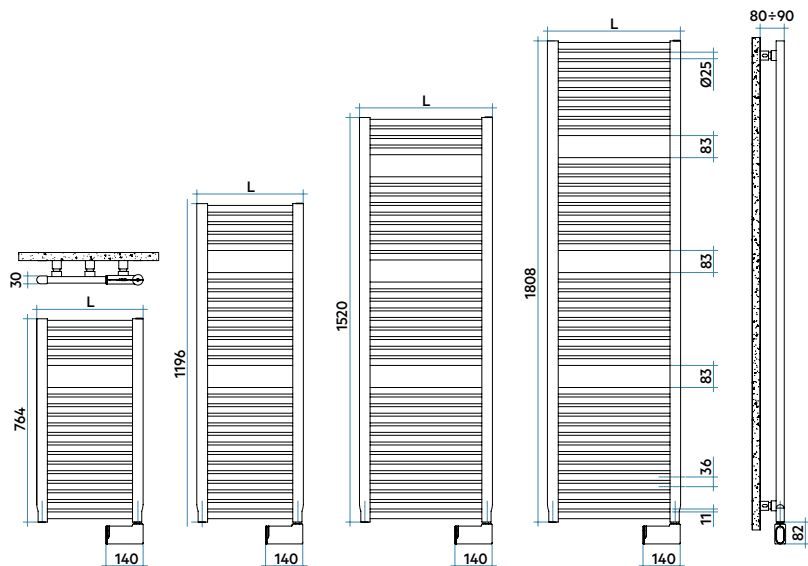
electric



height 1808 mm, length 500 mm, Manhattan Grey finish (cod. 03).

NOVO, in the electric-only version, is the ideal solution for living spaces, where normal connection to the heating system is not possible or convenient.

Available in 4 heights and in the width of 500 mm. The new and exclusive WiFi electric resistance is supplied in the same color as the radiator.



Model	Depth P mm	Height H mm	Width L mm	Weight Kg	Electric Power Watt
764 19 rails 1 espace	30	764	500	11,0	400
1196 29 rails 2 espaces	30	1196	500	16,9	700
1520 36 rails 3 espaces	30	1520	500	21,0	700
1808 44 rails 3 espaces	30	1808	500	25,3	1000

Finishes available: see pag. 306.

ELECTRIC HEATERS AVAILABLE



Electric heating element with ON/OFF switch (type I)



Electric heating element with regulator to control the internal temperature of the fluid (type K)



Electric heating element with IR electronic control (type H)

WiFi Control*



Electric heating element with Wi-fi electronic control (type E)

*Available only for UE and CH.

NOVO

chrome-plated electric



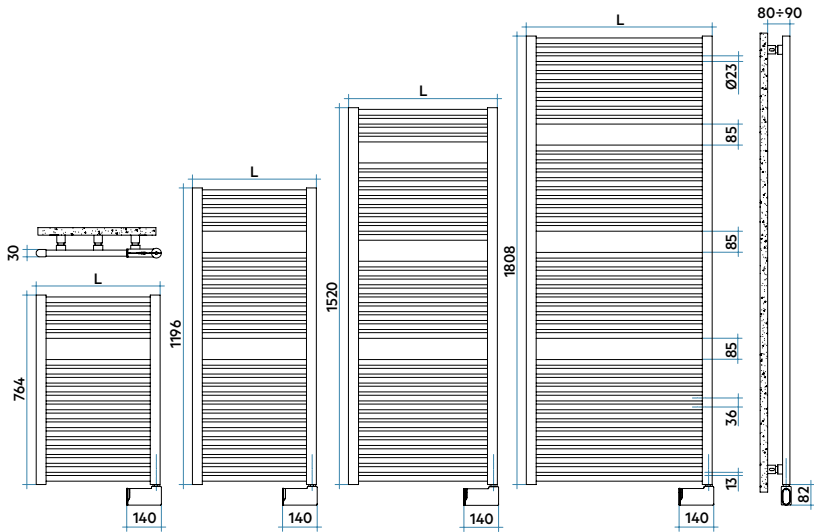
height 1808 mm, length 750 mm. Chrome-plated finish (Cod. 50).

NOVO CHROME-PLATED ELECTRIC in the electric-only version is the ideal solution for living spaces, where normal connection to the heating system is not possible or convenient.

Available in 4 heights and 3 widths. The new and exclusive WiFi electric resistance is supplied in the same color as the radiator.

NOVO

chrome-plated electric



Model	Depth P mm	Height H mm	Width L mm	Weight Kg	Electric Power Watt
764 19 rails 1 espace	30	764	500	10,5	300
1196 29 rails 2 espaces	30	1196	500	15,9	400
1520 36 rails 3 espaces	30	1520	600	23,1	700
1808 44 rails 3 espaces	30	1808	750	33,6	1000

Available only in chrome-plated finish.

ELECTRIC HEATERS AVAILABLE



Electric heating element with ON/OFF switch (type I)



Electric heating element with regulator to control the internal temperature of the fluid (type K)



Electric heating element with IR electronic control (type H)

WiFi Control*



Electric heating element with Wi-fi electronic control (type E)

*Available only for UE and CH.

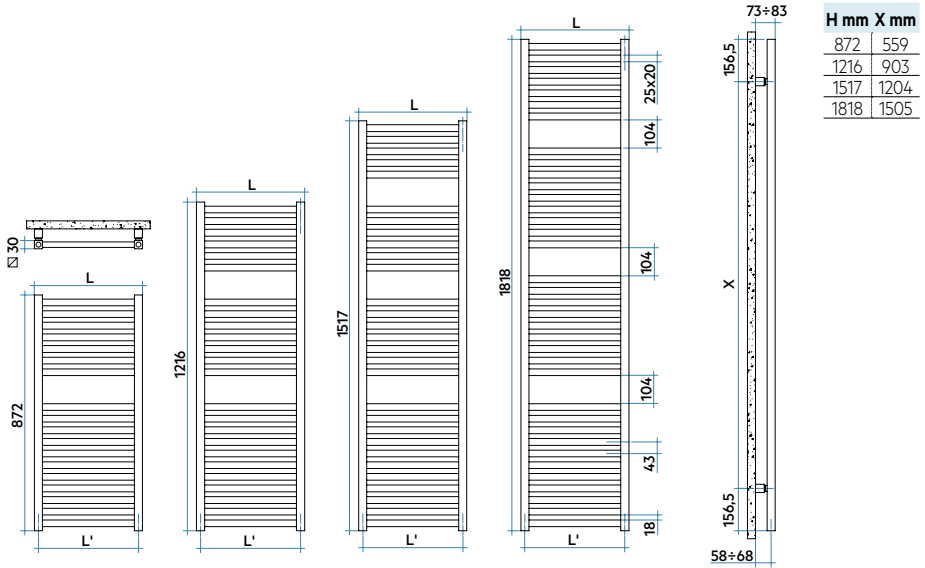
QUADRÉ



height 1517 mm., length 580 mm. Matt White finish (cod. J18).

Steel towel warmer radiator with rectangular tube elements, QUADRÉ comes from a contemporary appeal to the style of tradition.

A radiator that, thanks to the particular rectangular frame, contains all the technical and formal characteristics of the bathroom radiator.



Model	Depth mm	Height mm	Width mm	Ccentre mm	Weight Kg	Cap. lt	Thermal Power					Exp. n.	Mix funkt. Watt
							$\Delta t=50^{\circ}\text{C}$ Watt	$\Delta t=50^{\circ}\text{C}$ Watt	$\Delta t=40^{\circ}\text{C}$ Watt (*)	$\Delta t=30^{\circ}\text{C}$ Watt	$\Delta t=20^{\circ}\text{C}$ Watt		
872 18 rails 1 espace	30	872	430	400	7,7	4,0	1270	372	283	199	121	1,224	300
	30	872	480	450	8,4	4,4	1404	412	313	220	134	1,224	400
	30	872	530	500	9,0	4,8	1544	453	344	242	147	1,225	400
	30	872	580	550	9,7	5,1	1682	493	375	264	160	1,226	400
	30	872	730	700	11,6	6,2	2086	611	465	327	199	1,227	400
1216 24 rails 2 espaces	30	1216	430	400	10,4	5,3	1731	507	386	271	165	1,227	400
	30	1216	480	450	11,2	5,8	1913	561	426	300	182	1,227	400
	30	1216	530	500	12,1	6,2	2092	613	466	328	199	1,226	400
	30	1216	580	550	13,0	6,7	2276	667	507	357	217	1,226	400
	30	1216	730	700	15,6	8,2	2803	821	625	440	268	1,224	700
1517 29 rails 3 espaces	30	1517	430	400	12,7	6,4	2226	652	496	348	212	1,229	400
	30	1517	480	450	13,7	7,0	2546	746	567	398	242	1,229	700
	30	1517	530	500	14,8	7,6	2549	747	568	399	242	1,229	700
	30	1517	580	550	15,9	8,2	2771	812	617	433	263	1,229	700
	30	1517	730	700	19,0	9,9	3585	1051	798	561	340	1,230	1000
1818 36 rails 3 espaces	30	1818	430	400	15,6	8,3	2732	801	609	428	260	1,229	700
	30	1818	480	450	16,9	9,0	2847	834	634	445	270	1,230	700
	30	1818	530	500	18,2	9,8	3112	912	693	487	295	1,230	700
	30	1818	580	550	19,5	10,5	3386	992	754	529	321	1,231	700
	30	1818	730	700	23,4	12,7	4170	1222	928	651	394	1,234	1000

(*) Thanks to the high performance of Irsap QUADRÉ radiators, the ideal Δt for low temperature projects is Δt at 30°C.

For Δt different from 50°C use the formula:

$$Q = Q_n (\Delta t / 50)^n$$

- Maximum working pressure 4 bar
- Maximum working temperature 95°C

STANDARD SUPPLY: 4 wall fixing in the same color as the radiator; 1/2" air vent.

Finishes available: see pag. 306.



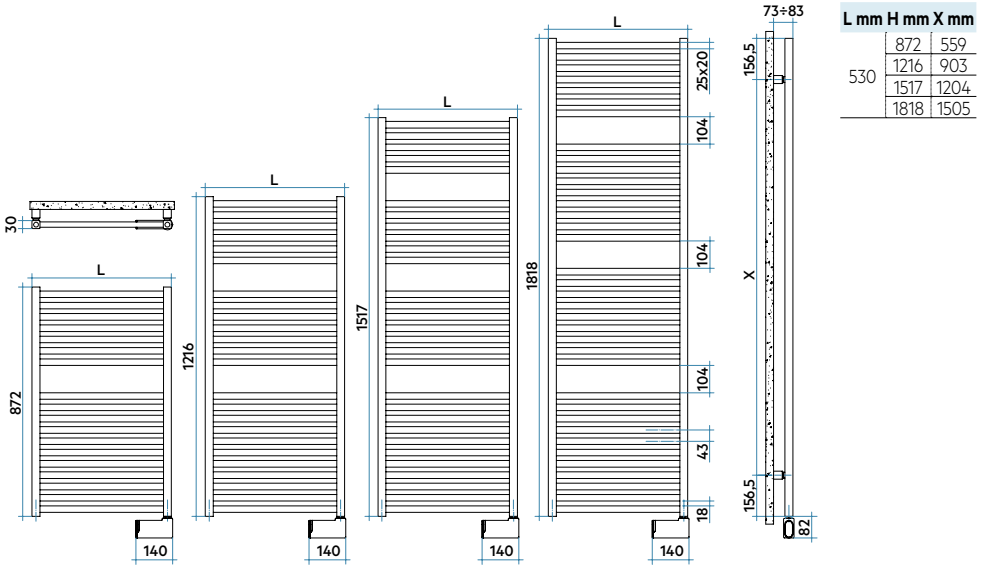
height 1517 mm., length 530 mm. Ivory finish (Cod. 02).

QUADRÉ in the electric-only version is the ideal solution for living spaces, where normal connection to the heating system is not possible or convenient.

Available in 4 heights and in the width of 530 mm. The new and exclusive WiFi electric resistance is supplied in the same color as the radiator.

QUADRÉ

electric



Model	Depth P mm	Height H mm	Width L mm	Weight Kg	Electric Power Watt
872 18 rails 1 espace	30	872	530	14,0	400
1216 24 rails 2 espaces	30	1216	530	18,5	600
1517 29 rails 3 espaces	30	1517	530	22,4	700
1818 36 rails 3 espaces	30	1818	530	27,9	800

Finishes available: see pag. 306.

ELECTRIC HEATERS AVAILABLE



Electric heating element with ON/OFF switch (type I)



Electric heating element with regulator to control the internal temperature of the fluid (type K)



Electric heating element with IR electronic control (type H)

WiFi Control*



Electric heating element with Wi-fi electronic control (type E)

*Available only for UE and CH.

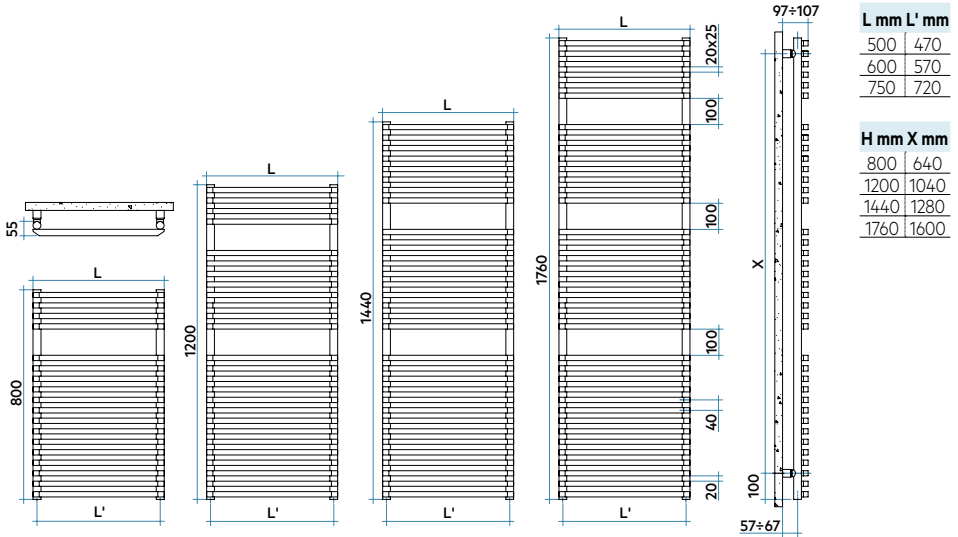
NET



height 7760 mm, length 500 mm, Edelweiss White finish Cod. 342, Designed by Synthesis Design

NET is a towel warmer whose rectangular profile of horizontal tubes intersects with the circular manifold, giving a particular line to the radiator. Its geometry fits into the bathroom space, giving personality to the environment.

NET is available in 4 heights and 3 widths, also in the version with 50 mm connections. With the insertion of the electric resistance (optional) it can work even in periods when the system is off.



Model	Depth mm	Height mm	Width mm	Ccentre mm	Weight Kg	Cap. lt	Thermal Power					Exp. n.	Mix funkt. Watt
							$\Delta t=50^{\circ}\text{C}$ Watt	$\Delta t=50^{\circ}\text{C}$ Watt	$\Delta t=40^{\circ}\text{C}$ Watt (*)	$\Delta t=30^{\circ}\text{C}$ Watt	$\Delta t=20^{\circ}\text{C}$ Watt		
800 18 rails 1 espace	55	800	500	470	7,7	4,6	1525	447	340	239	145	1,230	400
	55	800	600	570	9,0	5,3	1836	538	412	293	180	1,192	400
	55	800	750	720	10,9	6,4	2300	674	518	370	229	1,176	700
1200 26 rails 2 espaces	55	1200	500	470	11,2	6,7	2252	660	504	355	218	1,211	700
	55	1200	600	570	13,0	7,8	2682	786	602	426	263	1,197	700
	55	1200	750	720	15,8	9,3	3327	975	750	535	332	1,175	1000
1440 32 rails 2 espaces	55	1440	500	470	13,7	8,2	2672	783	597	421	257	1,216	700
	55	1440	600	570	15,9	9,5	3173	930	712	504	310	1,200	1000
	55	1440	750	720	19,3	11,4	3924	1150	885	631	392	1,175	1000
1760 38 rails 3 espaces	55	1760	500	470	16,4	9,8	3214	942	718	507	310	1,214	1000
	55	1760	600	570	19,0	11,3	3808	1116	854	605	372	1,198	1000
	55	1760	750	720	23,0	13,7	4698	1377	1060	756	470	1,174	1000

(*) Thanks to the high performance of Irsap NET radiators, the ideal Δt for low temperature projects is Δt at 30°C .

For Δt different from 50°C use the formula:

$$Q = Q_n (\Delta t / 50)^n$$

- Maximum working pressure 4 bar
- Maximum working temperature 95°C

STANDARD SUPPLY: 4 wall fixing in the same color as the radiator; $1/2''$ air vent.

Finishes available: see pag. 306.

NET AIR MIX

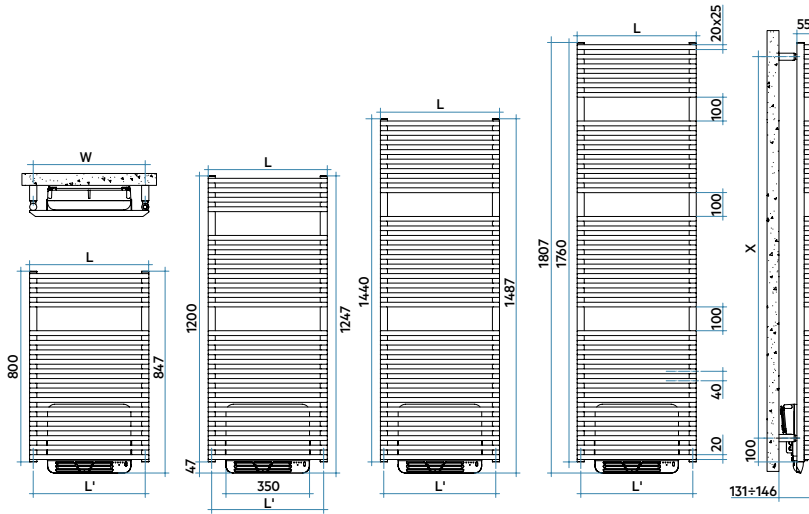


height 1760 mm, length 500 mm, Beige Cream finish (cod. 26)

NET AIR MIX changes the geometry of the profile of horizontal tubes. Its rectangular shape gives this towel

warmer a pronounced personality that enhances the bathroom environment.

NET AIR MIX



Model	Depth P mm	Height H mm	Width L mm	Conn. centre L' mm	Weight Kg	Cap. lt	Thermal Power				Auxiliary heater with diff. Watt	Exp. n.	
							$\Delta t=50^{\circ}\text{C}$ Btu/h	Watt	$\Delta t=40^{\circ}\text{C}$ Watt	$\Delta t=30^{\circ}\text{C}$ Watt (*)			$\Delta t=20^{\circ}\text{C}$ Watt
800 18 rails 1 espace	124	847	500	470	10,2	4,6	1525	447	340	239	145	+1000	1,230
1200 26 rails 2 espaces	124	1247	500	470	13,7	6,7	2252	660	504	355	218	+1000	1,211
1440 32 rails 2 espaces	124	1487	500	470	16,2	8,2	2672	783	597	421	257	+1000	1,216
1760 38 rails 3 espaces	124	1807	500	470	18,8	9,8	3214	942	718	507	310	+1000	1,214

- Maximum working pressure 4 bar
- Maximum working temperature 95°C

STANDARD SUPPLY: 4 wall fixing in the same color as the radiator.

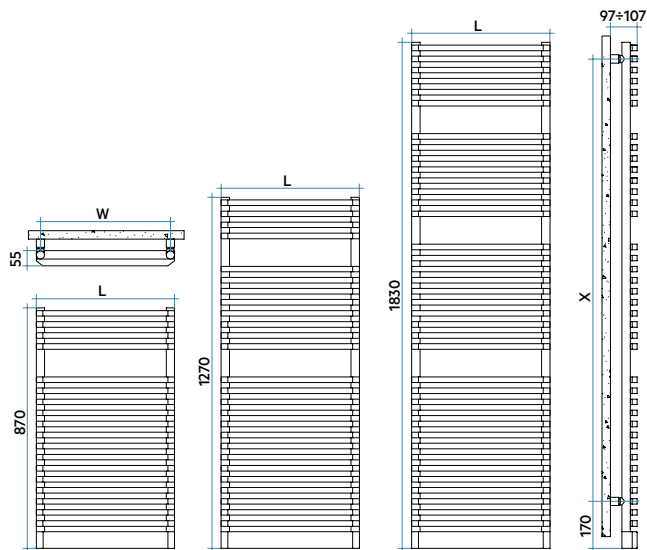
Finishes available: see pag. 306.



height 1830 mm, length 500 mm, Standard White finish (cod. 01), Designed by Synthesis Design

NET ELECTRIC is a towel warmer with a strong and rigorous profile. Its geometry fits into the bathroom space, giving personality to the environment. The control electronics, perfectly integrated and not visible, guarantees high thermal power (up to 1000

Watts) to satisfy every need. The radiator is equipped with a radio frequency programmable wireless chronothermostat (standard).



H mm	L mm	X mm	W mm
870	500	640	470
1270	500	1040	470
1830	500	1600	470



Model	Depth P mm	Height H mm	Width L mm	Weight Kg	Electric Power Watt
870 18 tubi 1 intervallo	55	870	500	12,8	500
1270 26 tubi 2 intervalli	55	1270	500	18,0	750
1830 38 tubi 3 intervalli	55	1830	500	26,5	1000

ELECTRONIC CONTROL SYSTEM:

wireless communication by means of radio signals transmitted to the receiver connected to the system; radius of action about 30-50 metres in residential environments (868 MHz); radio frequency communication complying with European regulations; ITCS FUNCTION

(Intelligent Temperature Control System), for intelligent temperature control (this technology allows the exact desired temperature at the set time); open window detection function.

Finishes available: see pag. 306.

NET AIR

electric



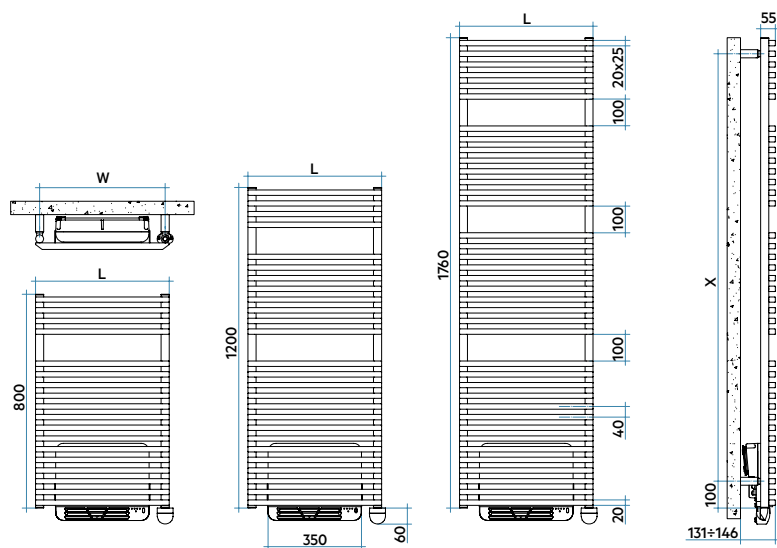
height 1760 mm. | length 500 mm. | Beige Cream finish (cod. 26.)

Electric radiator with booster.
The radiator is filled with a coolant and is combined with a 1000 watt electric power booster system.

This system provides a uniform temperature in the room where it is installed.
Available in 3 heights and in width of 500 mm.

NET AIR

electric



CE

Model	Depth P mm	Height H mm	Width L mm	Weight Kg	Electric Power Watt	Auxiliary heater
						with diffuser Watt
800 18 rails 1 espace	124	860	500	15,0	500	+ 1000
1200 26 rails 2 espaces	124	1260	500	20,5	750	+ 1000
1760 38 rails 3 espaces	124	1820	500	28,7	1000	+ 1000

STANDARD SUPPLY: 4 adjustable wall fixing brackets in the same color of the radiator; Wireless remote control.

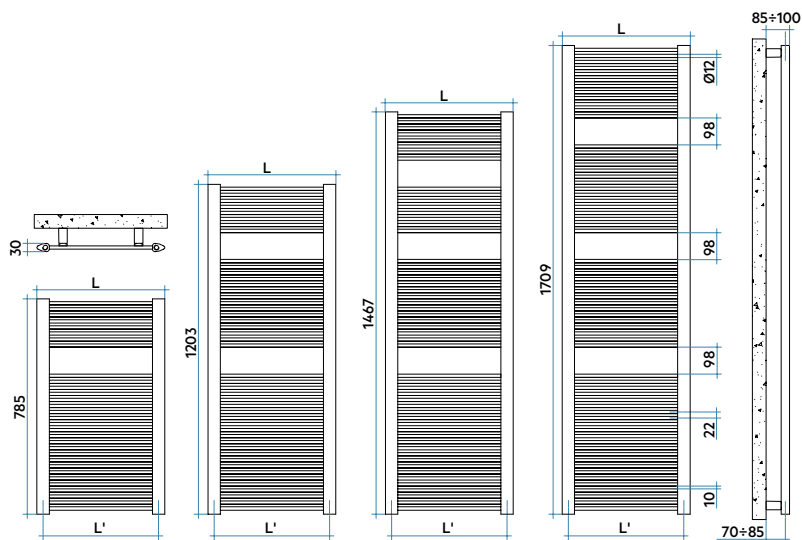
Finishes available: see pag. 306.



height 1709 mm, length 616 mm. Brown finish (Cod. 09).

FILO completes the range of Irsap towel warmers. Functional object that replaces the furniture elements in the home and office environments. Its streamlined and captivating line is characterized by the proportionate diameter of the tubes.

FILO is available in 4 heights and 3 widths. With the insertion of the electric resistance (optional) it can work even in periods when the system is off.



Model	Depth	Height	Width	Ccentre	Weight	Cap.	Thermal Power				Exp.	Mix	
							$\Delta t=50^{\circ}\text{C}$	$\Delta t=50^{\circ}\text{C}$	$\Delta t=40^{\circ}\text{C}$	$\Delta t=30^{\circ}\text{C}$		$\Delta t=20^{\circ}\text{C}$	n.
785 31 rails 1 espace	30	785	466	406	6,0	2,2	1284	376	286	201	123	1,223	400
	30	785	516	456	6,5	2,3	1417	415	316	222	135	1,223	400
	30	785	616	556	7,5	2,5	1683	493	375	264	161	1,223	400
1203 46 rails 2 espaces	30	1203	466	406	9,0	3,3	1899	556	422	295	178	1,241	400
	30	1203	516	456	9,8	3,5	2096	614	466	326	197	1,241	400
	30	1203	616	556	11,2	3,8	2489	730	553	387	234	1,241	700
1467 54 rails 3 espaces	30	1467	466	406	10,8	4,0	2256	661	501	351	212	1,241	700
	30	1467	516	456	11,6	4,2	2489	730	553	387	234	1,241	700
	30	1467	616	556	13,3	4,6	2952	865	656	459	277	1,241	700
1709 65 rails 3 espaces	30	1709	466	406	12,8	4,7	2692	789	595	414	248	1,263	700
	30	1709	516	456	13,8	5,0	2973	871	657	457	274	1,263	700
	30	1709	616	556	15,9	5,4	3530	1034	780	543	325	1,263	1000

(*) Thanks to the high performance of Irsap FILO radiators, the ideal Δt for low temperature projects is Δt at 30°C.

For Δt different from 50°C use the formula:

$$Q=Q_n (\Delta t / 50)^n$$

- Maximum working pressure 4 bar
- Maximum working temperature 95°C

STANDARD SUPPLY: 4 white wall brackets for FILO white and 4 chromed wall brackets for FILO coloured; 1/2" air vent.

Finishes available: see pag. 306.

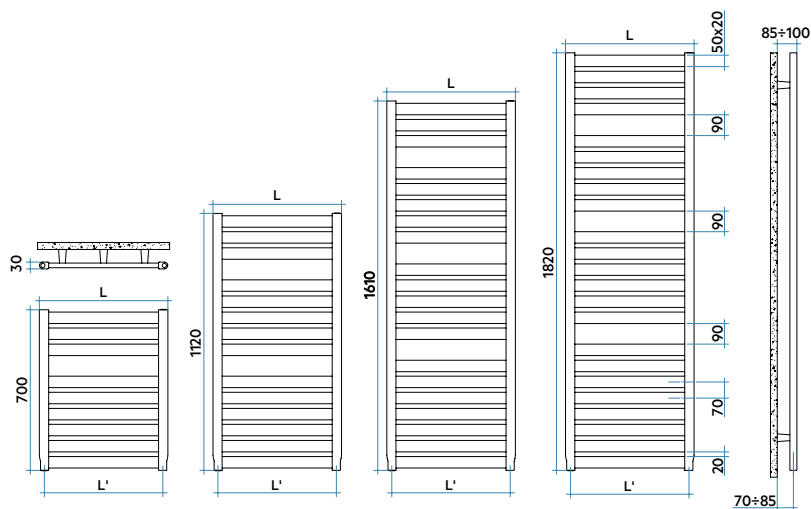


height 1820 mm, length 660 mm. Black finish (Cod. 10).

VELA is characterized by the flat profile of the horizontal tubes; the space intersects with its geometry in evidence.

Functional object for any living environment.

VELA is available in 4 heights and 4 widths. With the insertion of the electric resistance (optional) it can work even in periods when the system is off.



Model	Depth	Height	Width	Ccentre	Weight	Cap.	Thermal Power					Exp.	Mix
							$\Delta t=50^{\circ}\text{C}$	$\Delta t=50^{\circ}\text{C}$	$\Delta t=40^{\circ}\text{C}$	$\Delta t=30^{\circ}\text{C}$	$\Delta t=20^{\circ}\text{C}$		func.
	mm	mm	mm	mm	Kg	lt	Btu/h	Watt	Watt	Watt (*)	Watt	n.	Watt
700 9 rails 1 espace	30	700	460	416	6,5	3,9	1071	314	239	169	103	1,215	300
	30	700	560	516	7,8	4,5	1226	359	273	192	117	1,225	400
	30	700	660	616	9,1	5,2	1382	405	307	216	131	1,235	400
	30	700	760	716	10,4	5,8	1537	451	341	239	144	1,245	400
1120 14 rails 2 espaces	30	1120	460	416	10,2	6,1	1603	470	356	248	150	1,247	400
	30	1120	560	516	12,2	7,1	1884	552	418	292	177	1,244	400
	30	1120	660	616	14,2	8,1	2165	634	481	336	203	1,242	700
1610 20 rails 3 espaces	30	1120	760	716	16,2	9,2	2446	717	544	381	230	1,239	700
	30	1610	460	416	14,6	8,7	2308	676	513	359	217	1,240	700
	30	1610	560	516	17,4	10,2	2746	805	611	428	259	1,238	700
	30	1610	660	616	20,3	11,6	3184	933	708	497	301	1,235	1000
1820 23 rails 3 espaces	30	1610	760	716	23,1	13,1	3622	1062	806	566	343	1,232	1000
	30	1820	460	416	16,7	9,9	2619	768	580	404	243	1,254	700
	30	1820	560	516	20,0	11,6	3080	903	682	475	285	1,257	1000
	30	1820	660	616	23,2	13,3	3540	1038	783	545	327	1,259	1000
30	1820	760	716	26,5	15,0	4000	1172	885	615	369	1,262	1000	

(*) Thanks to the high performance of Irsap VELA radiators, the ideal Δt for low temperature projects is Δt at 30°C .

For Δt different from 50°C use the formula:

$$Q = Q_n (\Delta t / 50)^n$$

Finishes available: see pag. 306.

- Maximum working pressure 4 bar
- Maximum working temperature 95°C

STANDARD SUPPLY: 3 white VELA infratube brackets or 2 CHELA wall brackets and a wall spacer for VELA colored; 1/2" air vent.



height 1820 mm, length 560 mm. Agave finish (cod. 9N).

VELA Electric is characterized by the flat profile of the horizontal tubes; the space intersects with its geometry in evidence.

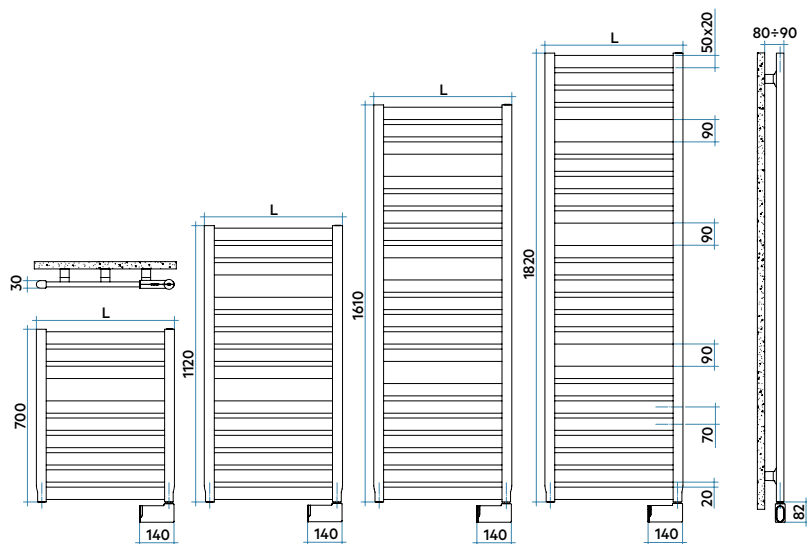
Functional object for any living environment.

VELA in the electric-only version, is the ideal solution for living spaces, where normal connection to the

heating system is not possible or convenient.

VELA Electric is available in 4 heights and only in the width of 560 mm.

The new and exclusive WiFi electric resistance is supplied in the same color as the radiator.



Model	Depth P mm	Height H mm	Width L mm	Weight Kg	Electric Power Watt
700 9 rails 1 espace	30	700	560	12,2	400
1120 14 rails 2 espaces	30	1120	560	18,9	400
1610 20 rails 3 espaces	30	1610	560	27,0	700
1820 23 rails 3 espaces	30	1820	560	30,4	1000

Finishes available: see pag. 306.

ELECTRIC HEATERS AVAILABLE



Electric heating element with ON/OFF switch (type I)



Electric heating element with regulator to control the internal temperature of the fluid (type K)



Electric heating element with IR electronic control (type H)

WiFi Control*



Electric heating element with Wi-fi electronic control (type E)

*Available only for UE and CH.

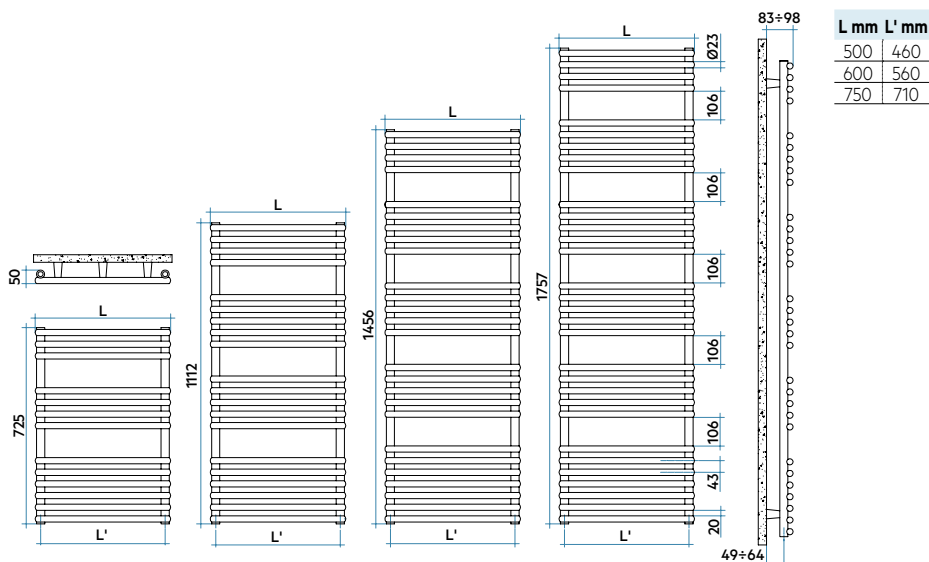


height 1456 mm, length 500 mm, Matt Light Grey finish (Cod. 8N).

The KART line is synonymous with functionality and solidity. Thanks to its high performance it is a radiator suitable for large bathrooms. The large spaces between the heating pipes allow perfect use as a towel warmer.

KART is available in 4 heights and 3 widths, also in the version with 50mm attachments.

With the insertion of the electric resistance (optional) it can work even in periods when the system is off.



Model	Depth mm	Height mm	Width mm	C.center mm	Weight Kg	Cap. lt	Thermal Power					Exp. n.	Mix funct. Watt
							$\Delta t=50^{\circ}\text{C}$ Btu/h	$\Delta t=50^{\circ}\text{C}$ Watt	$\Delta t=40^{\circ}\text{C}$ Watt	$\Delta t=30^{\circ}\text{C}$ Watt (*)	$\Delta t=20^{\circ}\text{C}$ Watt		
720 13 rails 2 espaces	50	725	500	460	5,8	3,0	1215	356	273	194	120	1,184	400
	50	725	600	560	6,7	3,4	1430	419	322	230	143	1,177	400
	50	725	750	710	8,1	4,0	1754	514	396	283	177	1,165	400
1110 20 rails 3 espaces	50	1112	500	460	8,9	4,6	1819	533	407	288	177	1,203	400
	50	1112	600	560	10,3	5,2	2132	625	479	340	210	1,190	700
	50	1112	750	710	12,4	6,2	2603	763	588	420	261	1,169	700
1450 26 rails 4 espaces	50	1456	500	460	11,6	6,0	2375	696	531	374	228	1,216	700
	50	1456	600	560	13,4	6,8	2770	812	621	439	270	1,203	700
	50	1456	750	710	16,1	8,1	3364	986	757	539	334	1,182	1000
1750 31 rails 5 espaces	50	1757	500	460	13,8	7,2	2883	845	644	454	277	1,215	1000
	50	1757	600	560	16,0	8,2	3344	980	749	530	325	1,204	1000
	50	1757	750	710	19,2	9,7	4033	1182	907	645	398	1,187	1000

(*) Thanks to the high performance of Irsap KART radiators, the ideal Δt for low temperature projects is Δt at 30°C .

For Δt different from 50°C use the formula:

$$Q = Q_n (\Delta t / 50)^n$$

- Maximum working pressure 8 bar
- Maximum working temperature 95°C

STANDARD SUPPLY: 3 infra-pipe wall fixing brackets for the white KART or 4 chela brackets for the colored KART; $1/2''$ air vent.

Finishes available: see pag. 306.

KART 2

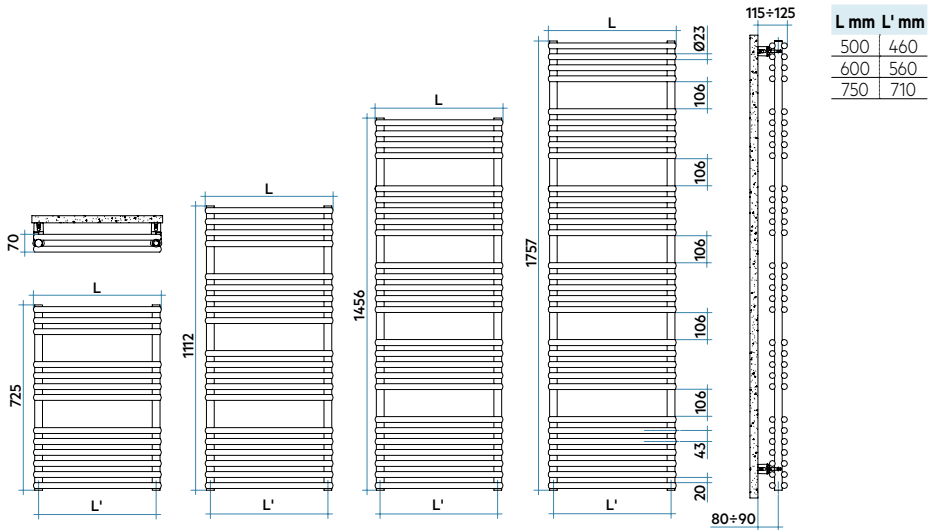


height 1757 mm, length 600 mm. Flame Red finish (cod. 7D).

The KART 2 line is synonymous with functionality and solidity. Thanks to its high performance it is a radiator suitable for large bathrooms. The large spaces between the heating pipes allow perfect use as a towel

warmer. KART 2 is available in 4 heights and 3 widths, also in the version with 50mm attachments. With the insertion of the electric resistance (optional) it can work even in periods when the system is off.

KART 2



Model	Depth mm	Height mm	Width mm	Ccentre mm	Weight Kg	Cap. lt	Thermal Power					Exp. n.	Mix func. Watt
							$\Delta t=50^{\circ}\text{C}$ Watt	$\Delta t=50^{\circ}\text{C}$ Watt	$\Delta t=40^{\circ}\text{C}$ Watt (*)	$\Delta t=30^{\circ}\text{C}$ Watt	$\Delta t=20^{\circ}\text{C}$ Watt		
720 26 rails 2 espaces	70	725	500	460	10,3	5,1	1773	520	396	280	171	1,214	400
	70	725	600	560	12,1	6,0	2087	612	467	330	203	1,207	400
	70	725	750	710	14,8	7,2	2561	750	575	408	251	1,195	700
1110 40 rails 3 espaces	70	1112	500	460	15,9	7,9	2655	778	591	414	251	1,233	700
	70	1112	600	560	18,6	9,2	3114	913	695	489	298	1,220	700
	70	1112	750	710	22,8	11,1	3801	1114	852	604	371	1,199	1000
1450 52 rails 4 espaces	70	1456	500	460	20,6	10,2	3467	1016	770	539	325	1,243	1000
	70	1456	600	560	24,2	11,9	4045	1186	902	634	386	1,224	1000
	70	1456	750	710	29,7	14,5	4912	1440	1103	782	482	1,195	1000
1750 62 rails 5 espaces	70	1757	500	460	24,6	12,2	4209	1234	936	655	397	1,238	1000
	70	1757	600	560	28,9	14,3	4882	1431	1090	767	468	1,220	1000
	70	1757	750	710	35,4	17,3	5888	1726	1322	938	578	1,194	1000

(*) Thanks to the high performance of Irsap KART 2 radiators, the ideal Δt for low temperature projects is Δt at 30°C.

For Δt different from 50°C use the formula:

$$Q=Q_n (\Delta t / 50)^n$$

- Maximum working pressure 8 bar
- Maximum working temperature 95°C

STANDARD SUPPLY: 4 chela brackets for wall fixing; 1/2" air vent; blind cap.

Finishes available: see pag. 306.

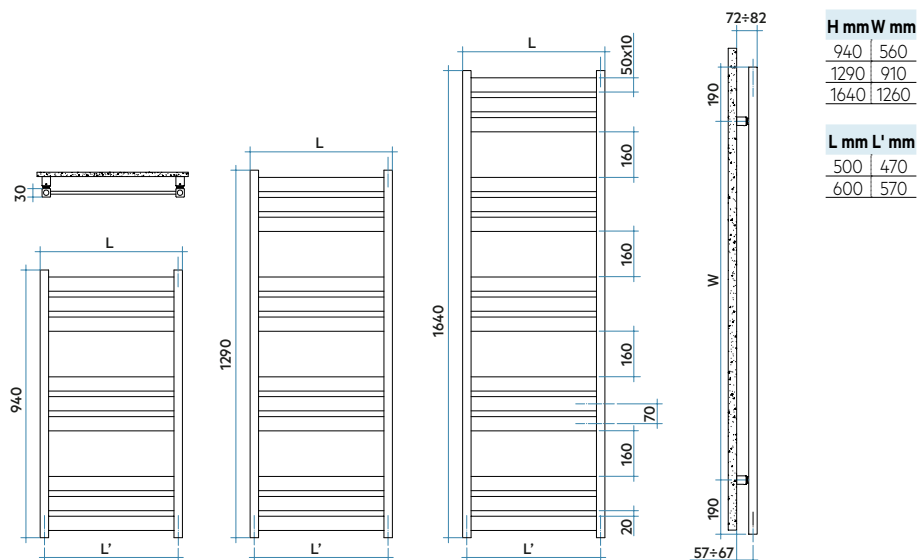


height 1290 mm, length 500 mm, Ivory finish (cod. O2)

Light, minimal and essential, OASI reinterprets every environment. Its linear perspectives are the expression evolution, linearity between the horizontal oval pipes and square vertical manifolds, capable of influencing and characterize the environment that surrounds it,

enhancing its personality. Available in 3 heights and 2 widths.

With the insertion of the electric resistance (optional) it can also work when the radiator is not powered by the generator.



Model	Depth mm	Height mm	Width mm	Ccentre mm	Weight Kg	Cap. lt	Thermal Power				Exp. n.	Mix funct.	
							$\Delta t=50^{\circ}\text{C}$ Btu/h	$\Delta t=50^{\circ}\text{C}$ Watt	$\Delta t=40^{\circ}\text{C}$ Watt	$\Delta t=30^{\circ}\text{C}$ Watt (*)		$\Delta t=20^{\circ}\text{C}$ Watt	Watt
940 9 rails 2 espaces	30	940	500	470	7,3	2,7	1245	365	280	198	122	1,195	400
	30	940	600	570	8,7	3,1	1440	422	324	230	142	1,189	400
1290 12 rails 3 espaces	30	1290	500	470	9,8	3,9	1669	489	374	264	162	1,204	400
	30	1290	600	570	11,7	4,5	1928	565	432	305	187	1,205	700
1640 15 rails 4 espaces	30	1640	500	470	12,4	4,7	2143	628	479	337	206	1,218	700
	30	1640	600	570	14,9	5,4	2491	730	556	391	239	1,220	700

(*) Thanks to the high performance of Irsap OASI radiators, the ideal Δt for low temperature projects is Δt at 30°C.

For Δt different from 50°C use the formula:

$$Q = Q_n (\Delta t / 50)^n$$

- Maximum working pressure 4 bar
- Maximum working temperature 95°C

STANDARD SUPPLY: 4 wall fixing in the same color as the radiator; 1/2" air vent.

Finishes available: see pag. 306.

MAREA

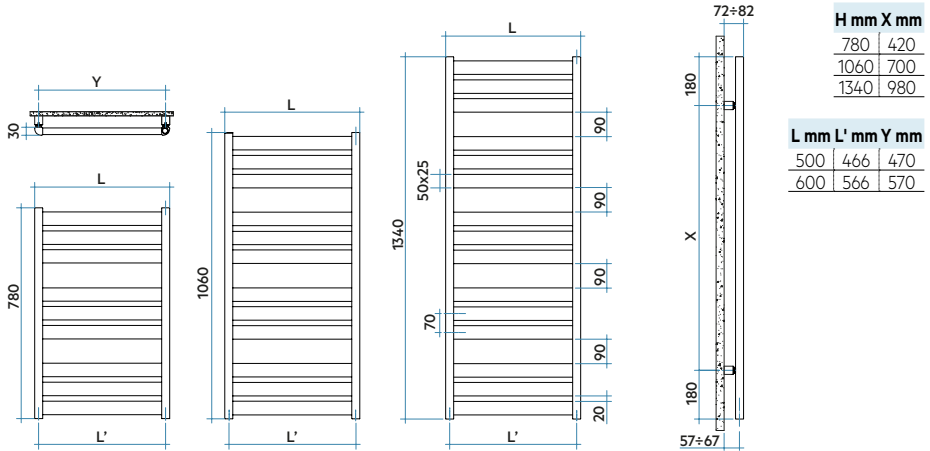


height 1340 mm. | length 500 mm. Matt Blue Dove finish (cod. 4P).

Light, minimal and essential, OASI reinterprets every environment. Its linear perspectives are the expression evolution, linearity between the horizontal oval pipes and square vertical manifolds, capable of influencing and characterize the environment that surrounds it,

enhancing its personality. Available in 3 heights and 2 widths.

With the insertion of the electric resistance (optional) it can also work when the radiator is not powered by the generator.



H mm X mm	
780	420
1060	700
1340	980

L mm L' mm Y mm		
500	466	470
600	566	570



Model	Depth mm	Height mm	Width mm	C. centre mm	Weight Kg	Cap. lt	$\Delta t=50^{\circ}\text{C}$ Btu/h	Thermal Power			Exp. n.	Mix	
								$\Delta t=50^{\circ}\text{C}$ Watt	$\Delta t=40^{\circ}\text{C}$ Watt	$\Delta t=30^{\circ}\text{C}$ Watt (*)		$\Delta t=20^{\circ}\text{C}$ Watt	funct.
780 9 rails 2 espaces	30	780	500	470	6,0	4,3	1177	345	264	187	114	1,204	400
	30	780	600	570	6,9	5,1	1378	404	309	218	134	1,206	400
1060 12 rails 3 espaces	30	1060	500	470	8,0	5,8	1580	463	352	248	151	1,225	400
	30	1060	600	570	9,2	6,8	1863	546	415	292	178	1,225	700
1340 15 rails 4 espaces	30	1340	500	470	10,0	7,2	1982	581	443	313	191	1,212	700
	30	1340	600	570	11,5	8,5	2320	680	519	367	225	1,207	1000

(*) Thanks to the high performance of Irsap MAREA radiators, the ideal Δt for low temperature projects is Δt at 30°C .

For Δt different from 50°C use the formula:

$$Q=Q_n (\Delta t / 50)^n$$

- Maximum working pressure 4 bar
- Maximum working temperature 95°C

STANDARD SUPPLY: 4 wall fixing in the same color as the radiator; 1/2" air vent.

Finishes available: see pag. 306.

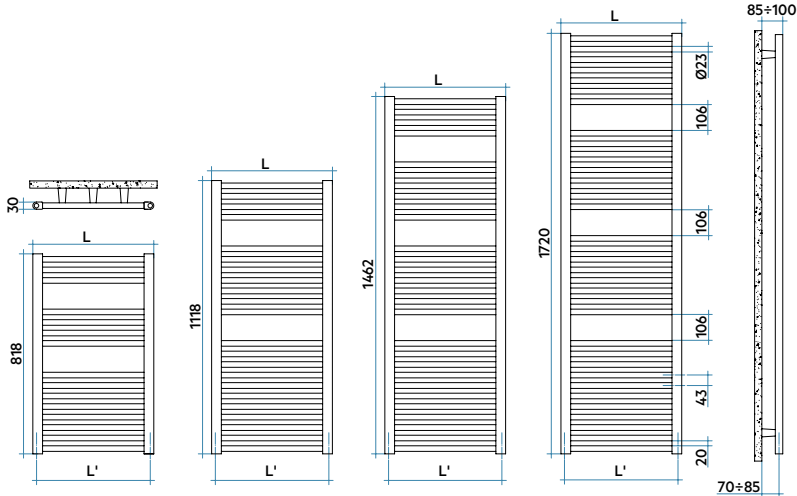
ARES



height 1462 mm, length 530 mm. Standard White finish (cod. 01).

ARES, thanks to its discreet and elegant line, fits perfectly into any type of furniture. Practicality and reliability complete ARES. Available in 4 heights and 6 widths from 380 to 730 mm, also in the version with 50 mm connections.

With the insertion of the electric resistance (optional) it can work even in periods when the system is off.



Model	Depth	Height	Width	C. centre	Weight	Cap.	Thermal Power					Exp.	Mix
							$\Delta t=50^{\circ}\text{C}$	$\Delta t=50^{\circ}\text{C}$	$\Delta t=40^{\circ}\text{C}$	$\Delta t=30^{\circ}\text{C}$	$\Delta t=20^{\circ}\text{C}$		func.
	mm	mm	mm	mm	Kg	lt	Btu/h	Watt	Watt	Watt (*)	Watt	n.	Watt
818 15 rails 2 espaces	30	818	380	350	4,2	3,1	995	292	223	158	97	1,206	300
	30	818	430	400	4,5	3,4	1106	324	248	175	107	1,207	300
	30	818	480	450	4,9	3,7	1208	354	270	191	117	1,207	300
	30	818	500	470	5,1	3,8	1248	366	280	198	121	1,207	400
	30	818	530	500	5,3	4,0	1310	384	293	207	127	1,206	400
	30	818	580	550	5,7	4,2	1411	414	316	223	137	1,206	400
	30	818	600	570	5,8	4,3	1452	426	325	230	141	1,206	400
	30	818	750	720	9,0	4,8	1757	515	393	278	171	1,206	400
1118 22 rails 2 espaces	30	1118	380	350	5,9	4,5	1420	416	318	224	137	1,213	400
	30	1118	430	400	6,4	4,9	1556	456	346	243	147	1,233	400
	30	1118	480	450	7,0	5,2	1709	501	381	268	163	1,228	400
	30	1118	500	470	7,2	5,4	1774	520	395	278	169	1,227	400
	30	1118	530	500	7,5	5,6	1866	547	416	293	178	1,224	400
	30	1118	580	550	8,1	6,0	2023	593	452	318	194	1,220	400
	30	1118	600	570	8,3	6,2	2088	612	466	329	201	1,218	400
	30	1118	750	720	12,9	7,0	2556	749	572	405	248	1,205	700
1462 28 rails 3 espaces	30	1462	380	350	7,6	5,8	1846	541	412	290	176	1,223	400
	30	1462	430	400	8,3	6,2	2020	592	450	316	192	1,227	400
	30	1462	480	450	8,9	6,8	2221	651	495	348	212	1,226	700
	30	1462	500	470	9,2	7,0	2300	674	513	360	219	1,226	700
	30	1462	530	500	9,6	7,2	2422	710	540	380	231	1,225	700
	30	1462	580	550	10,3	7,7	2624	769	585	411	250	1,224	700
	30	1462	600	570	10,6	7,9	2702	792	603	424	258	1,224	700
	30	1462	750	720	16,5	8,9	3304	968	737	519	316	1,221	1000
1720 34 rails 3 espaces	30	1720	380	350	9,1	6,9	2208	647	493	347	212	1,217	700
	30	1720	430	400	9,9	7,5	2429	712	541	380	231	1,227	700
	30	1720	480	450	10,7	8,1	2668	782	595	418	255	1,225	700
	30	1720	500	470	11,1	8,3	2767	811	617	434	264	1,224	700
	30	1720	530	500	11,6	8,7	2910	853	649	457	278	1,223	700
	30	1720	580	550	12,4	9,3	3149	923	703	495	302	1,220	1000
	30	1720	600	570	12,7	9,5	3248	952	725	511	311	1,220	1000
	30	1720	750	720	19,9	10,7	3968	1163	887	626	383	1,213	1000

(*) Thanks to the high performance of Irsap ARES radiators, the ideal Δt for low temperature projects is Δt at 30°C .

For Δt different from 50°C use the formula:

$$Q=Q_n (\Delta t / 50)^n$$

Finishes available: see pag. 306.

- Maximum working pressure 8 bar
- Maximum working temperature 95°C

STANDARD SUPPLY: 3 infratube for wall fixing; 1/2" air vent.

ARES

chrome-plated



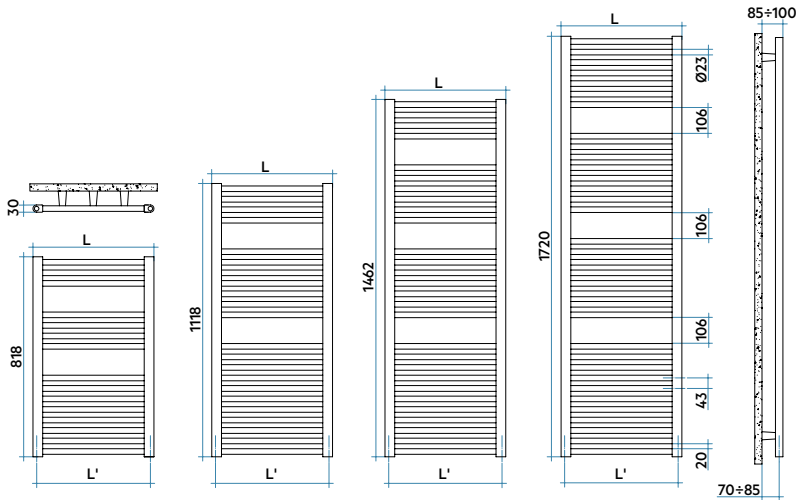
height 1462 mm | length 530 mm. Chrome-plated finish (Cod. 50).

The chromed version of ARES makes this product unique and important for home furnishings. Available in 4 heights and 5 widths from 430 to 730 mm, also in the version with 50 mm connections.

With the insertion of the electric resistance (optional) it can work even in periods when the system is off.

ARES

chrome-plated



Model	Depth	Height	Width	Ccentre	Weight	Cap.	Thermal Power				Exp.	Mix	
							$\Delta t=50^{\circ}\text{C}$	$\Delta t=50^{\circ}\text{C}$	$\Delta t=40^{\circ}\text{C}$	$\Delta t=30^{\circ}\text{C}$		$\Delta t=20^{\circ}\text{C}$	n.
	mm	mm	mm	mm	Kg	lt	Watt	Watt	Watt (*)	Watt		Watt	
818 15 rails 2 espaces	30	818	380	350	4,2	3,1	652	191	144	101	61	1,254	0
	30	818	430	400	4,5	3,4	720	211	159	110	66	1,271	0
	30	818	480	450	4,9	3,7	788	231	174	121	72	1,267	0
	30	818	530	500	5,3	4,0	855	251	189	131	79	1,263	0
	30	818	580	550	5,7	4,2	924	271	204	142	85	1,260	300
	30	818	730	700	8,8	4,8	1128	330	250	175	105	1,249	300
1118 22 rails 2 espaces	30	1118	380	350	5,9	4,5	947	278	210	147	88	1,250	300
	30	1118	430	400	6,4	4,9	1035	303	229	159	96	1,260	300
	30	1118	480	450	7,0	5,2	1140	334	252	176	106	1,257	300
	30	1118	530	500	7,5	5,6	1245	365	276	192	115	1,255	400
	30	1118	580	550	8,1	6,0	1350	396	299	209	125	1,253	400
	30	1118	730	700	12,6	6,8	1664	488	369	258	156	1,247	400
1462 28 rails 3 espaces	30	1462	380	350	7,6	5,8	1216	356	270	188	113	1,251	400
	30	1462	430	400	8,3	6,2	1318	386	293	205	124	1,244	400
	30	1462	480	450	8,9	6,8	1454	426	323	226	136	1,246	400
	30	1462	530	500	9,6	7,2	1590	466	353	246	149	1,247	400
	30	1462	580	550	10,3	7,7	1726	506	383	267	161	1,249	400
	30	1462	730	700	16,1	8,7	2133	625	473	330	198	1,253	700
1720 34 rails 3 espaces	30	1720	380	350	9,1	6,9	1478	433	328	229	138	1,248	400
	30	1720	430	400	9,9	7,5	1603	470	355	248	149	1,251	400
	30	1720	480	450	10,7	8,1	1770	519	392	274	165	1,250	400
	30	1720	530	500	11,6	8,7	1937	568	430	300	181	1,250	400
	30	1720	580	550	12,4	9,3	2104	617	467	326	196	1,249	700
	30	1720	730	700	19,4	10,5	2606	764	578	404	244	1,247	700

(*) Thanks to the high performance of Irsap ARES CHROME-PLATED radiators, the ideal Δt for low temperature projects is Δt at 30°C.

For Δt different from 50°C use the formula:

$$Q=Q_n (\Delta t / 50)^n$$

- Maximum working pressure 8 bar
- Maximum working temperature 95°C

STANDARD SUPPLY: 3 chrome-plated infratube for wall fixing; 1/2" chrome-plated air vent.

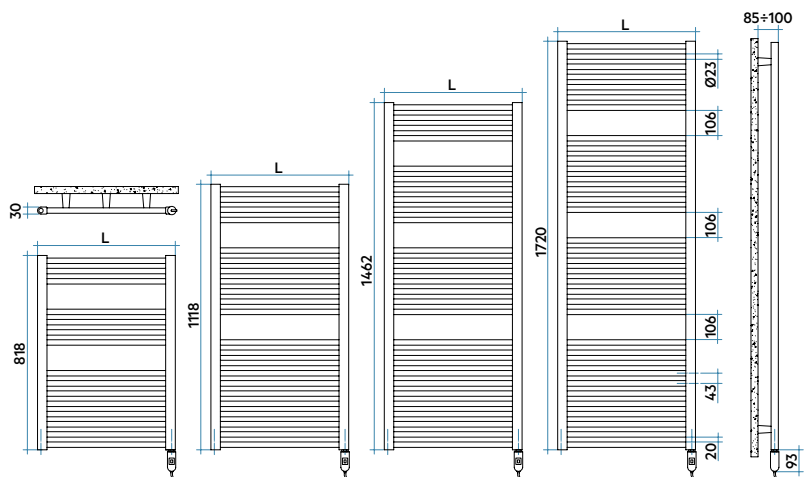
Available only in chrome-plated finish.



height 1462 mm. | length 580 mm. Standard White finish (cod. 01).

ARES, thanks to its discreet and elegant line, fits perfectly into any type of furniture. Practicality and reliability complete ARES. The electric version of ARES makes this product unique in its kind and important for home furnishings.

Available in 4 heights and a width of 580 mm. The new and exclusive WiFi electric resistance is supplied in the same color as the radiator.



Model	Depth P mm	Height H mm	Width L mm	Weight Kg	Electric Power Watt
818 15 rails 2 espaces	30	818	500	10,3	400
1118 22 rails 2 espaces	30	1118	500	14,5	400
1462 28 rails 3 espaces	30	1462	500	18,4	700
1720 34 rails 3 espaces	30	1720	500	22,0	700
	30	1720	580	22,0	1000

Finishes available: see pag. 306.

ELECTRIC HEATERS AVAILABLE



Electric heating element with ON/OFF switch (type I)




Electric heating element with regulator to control the internal temperature of the fluid (type K)



Electric heating element with IR electronic control (type H)

WiFi Control*



Electric heating element with Wi-fi electronic control (type E)

*Available only for UE and CH.

ARES

chrome-plated electric



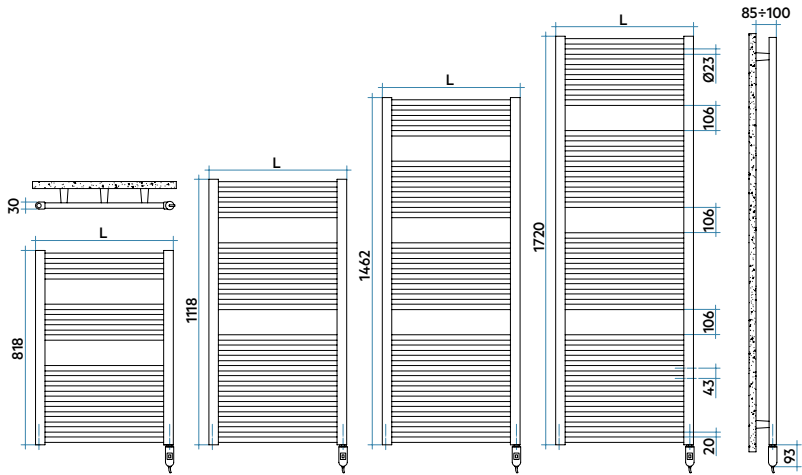
height 1462 mm. | length 580 mm. Chrome-plated finish (Cod. 50).

ARES, thanks to its discreet and elegant line, fits perfectly into any type of furniture. Practicality and reliability complete ARES.

The chromed electric version of ARES makes this product unique and important for home furnishings. The new and exclusive WiFi electric resistance is supplied in the same color as the radiator.

ARES

chrome-plated electric



Model	Depth P mm	Height H mm	Width L mm	Weight Kg	Electric Power Watt
818 15 rails 2 espaces	30	818	580	10,6	300
1118 22 rails 2 espaces	30	1118	500	13,2	300
1462 28 rails 3 espaces	30	1462	500	16,8	400
1720 34 rails 3 espaces	30	1720	500	19,9	400
	30	1720	580	22,2	700

Available only in chrome-plated finish.

ELECTRIC HEATERS AVAILABLE



Electric heating element with ON/OFF switch (type I)



Electric heating element with regulator to control the internal temperature of the fluid (type K)



Electric heating element with IR electronic control (type H)

WiFi Control*



Electric heating element with Wi-fi electronic control (type E)

*Available only for UE and CH.

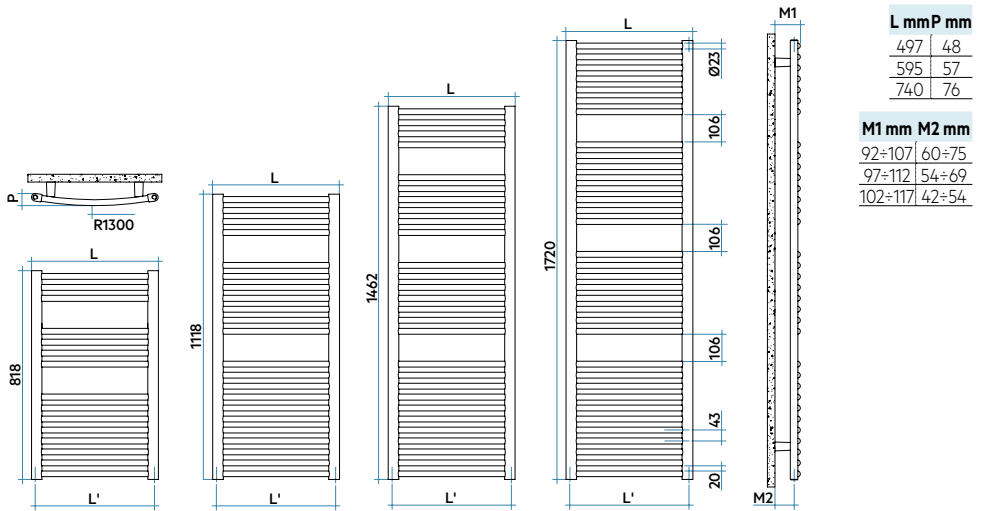


height 1720 mm. | length 595 mm. | Standard White finish (Cod. 01).

VENUS with its linear and accurate shape allows excellent use and excellent ease of cleaning. Available in 4 heights and 3 widths, also in the version with 50 mm connections.

With the insertion of the electric resistance (optional) it can work even in periods when the system is off.

VENUS



Model	Depth mm	Height mm	Width mm	Ccentre mm	Weight Kg	Cap. lt	Thermal Power					Exp. n.	Mix func.
							$\Delta t=50^{\circ}\text{C}$ Watt	$\Delta t=50^{\circ}\text{C}$ Watt	$\Delta t=40^{\circ}\text{C}$ Watt (*)	$\Delta t=30^{\circ}\text{C}$ Watt	$\Delta t=20^{\circ}\text{C}$ Watt		Watt
818 15 rails 2 espaces	43	818	448	418	4,7	3,5	1147	336	257	181	111	1,207	300
	48	818	497	467	5,0	3,8	1248	366	280	198	121	1,207	400
	57	818	595	565	5,8	4,3	1452	426	325	230	141	1,206	400
	76	818	740	710	8,9	4,8	1757	515	393	278	171	1,206	400
1118 22 rails 2 espaces	43	1118	448	418	6,6	5,0	1617	474	360	253	153	1,231	400
	48	1118	497	467	7,2	5,4	1774	520	395	278	169	1,227	400
	57	1118	595	565	8,2	6,1	2088	612	466	329	201	1,218	700
	76	1118	740	710	12,8	6,9	2556	749	572	405	248	1,205	700
1462 28 rails 3 espaces	43	1462	448	418	8,5	6,4	2098	615	468	329	200	1,226	700
	48	1462	497	467	9,2	6,9	2300	674	513	360	219	1,226	700
	57	1462	595	565	10,5	7,9	2702	792	603	424	258	1,224	700
	76	1462	740	710	16,3	8,8	3304	968	737	519	316	1,221	1000
1720 34 rails 3 espaces	43	1720	448	418	10,2	7,7	2525	740	563	396	241	1,226	700
	48	1720	497	467	11,0	8,3	2767	811	617	434	264	1,224	700
	57	1720	595	565	12,6	9,5	3248	952	725	511	311	1,220	1000
	76	1720	740	710	19,7	10,6	3968	1163	887	626	383	1,213	1000

(*) Thanks to the high performance of Irsap VENUS radiators, the ideal Δt for low temperature projects is Δt at 30°C.

For Δt different from 50°C use the formula:
Q=Qn (Δt / 50)ⁿ


- Maximum working pressure 8 bar
- Maximum working temperature 95°C

STANDARD SUPPLY: 4 infratube for wall fixing; 1/2" air vent.

Finishes available: see pag. 306.

VENUS

chrome-plated



height 1720 mm. | length 595 mm. Chrome-plated finish (cod. 50).

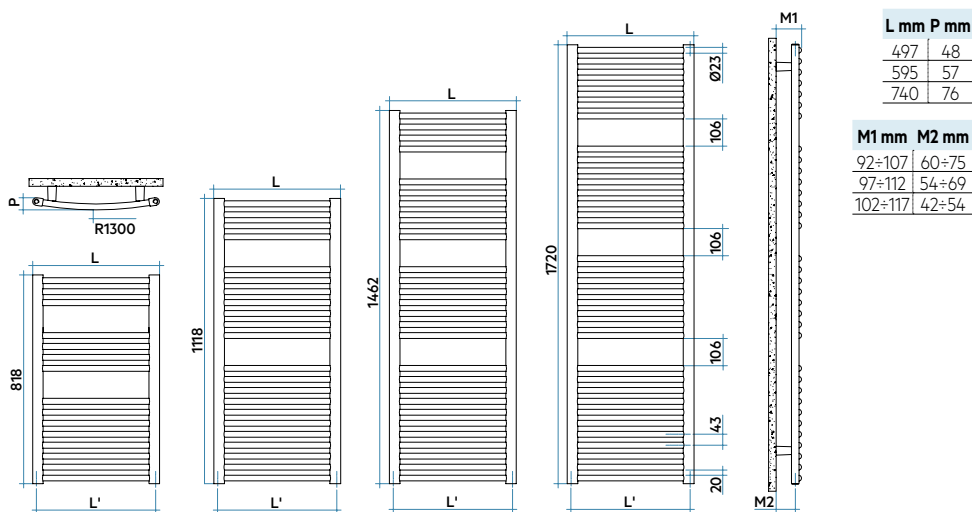
The chromed version of VENUS has a strong personality and follows the peculiarities of the modern style.

Available in 4 heights and 3 widths, also in the version with 50 mm connections.

With the insertion of the electric resistance (optional) it can work even in periods when the system is off.

VENUS

chrome-plated



L mm	P mm
497	48
595	57
740	76

M1 mm	M2 mm
92÷107	60÷75
97÷112	54÷69
102÷117	42÷54



Model	Depth mm	Height mm	Width mm	Ccentre mm	Weight Kg	Cap. lt	Thermal Power					Exp. n.	Mix
							$\Delta t=50^{\circ}\text{C}$ Watt	$\Delta t=50^{\circ}\text{C}$ Watt	$\Delta t=40^{\circ}\text{C}$ Watt (*)	$\Delta t=30^{\circ}\text{C}$ Watt	$\Delta t=20^{\circ}\text{C}$ Watt		func. Watt
818 15 rails 2 espaces	43	818	448	418	4,7	3,5	746	219	165	114	68	1,269	0
	48	818	497	467	5,0	3,8	815	239	180	125	75	1,266	0
	57	818	595	565	5,8	4,3	951	279	210	147	88	1,258	300
	76	818	740	710	8,9	4,8	1155	338	256	179	108	1,247	300
1118 22 rails 2 espaces	43	1118	448	418	6,6	5,0	1077	316	238	166	100	1,259	300
	48	1118	497	467	7,2	5,4	1182	346	262	182	110	1,257	400
	57	1118	595	565	8,2	6,1	1392	408	308	215	129	1,253	400
	76	1118	740	710	12,8	6,9	1706	500	379	265	160	1,246	400
1462 28 rails 3 espaces	43	1462	448	418	8,5	6,4	1373	402	305	213	129	1,245	400
	48	1462	497	467	9,2	6,9	1508	442	335	234	141	1,247	400
	57	1462	595	565	10,5	7,9	1780	522	395	276	166	1,249	400
	76	1462	740	710	16,3	8,8	2187	641	485	338	203	1,254	700
1720 34 rails 3 espaces	43	1720	448	418	10,2	7,7	1670	489	370	258	156	1,251	400
	48	1720	497	467	11,0	8,3	1837	538	407	284	171	1,250	400
	57	1720	595	565	12,6	9,5	2171	636	482	336	203	1,249	700
	76	1720	740	710	19,7	10,6	2673	783	593	414	250	1,246	700

(*) Thanks to the high performance of Irsap VENUS CHROME-PLATED radiators, the ideal Δt for low temperature projects is Δt at 30°C.

For Δt different from 50°C use the formula:

$$Q=Q_n (\Delta t / 50)^n$$

- Maximum working pressure 8 bar
- Maximum working temperature 95°C

STANDARD SUPPLY: 4 chrome-plated infratube for wall fixing; 1/2" chrome-plated air vent.

Available only in chrome-plated finish.

VENUS

electric



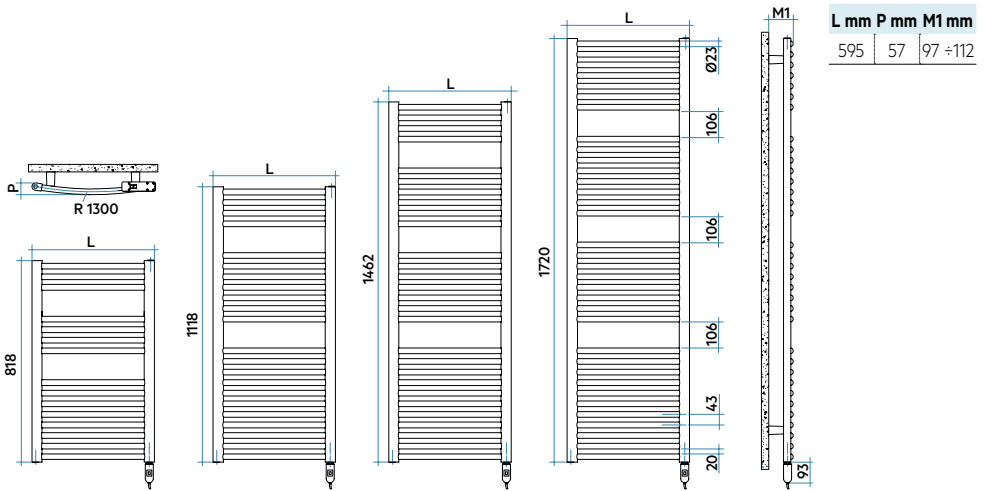
height 1720 mm. | length 595 mm. | Standard White finish (Cod. 01).

VENUS Electric is an elegant radiator, discreet and with a decided personality, thanks to its cornice and lightweight tubes, a real item of furnishing. The electric version of VENUS makes this product unique in its kind and important for home furnishings.

Available in 4 heights and a width of 595 mm. The new and exclusive WiFi electric resistance is supplied in the same color as the radiator.

VENUS

electric



Model	Depth P mm	Height H mm	Width L mm	Weight Kg	Electric Power Watt
818 15 rails 2 espaces	55	818	595	10,8	400
1118 22 rails 2 espaces	55	1118	595	15,0	700
1462 28 rails 3 espaces	55	1462	595	19,1	700
1720 34 rails 3 espaces	55	1720	595	22,8	1000

Finishes available: see pag. 306.

ELECTRIC HEATERS AVAILABLE



Electric heating element with ON/OFF switch (type I)




Electric heating element with regulator to control the internal temperature of the fluid (type K)



Electric heating element with IR electronic control (type H)

WiFi Control*



Electric heating element with Wi-fi electronic control (type E)

*Available only for UE and CH.

VENUS

chrome-plated electric



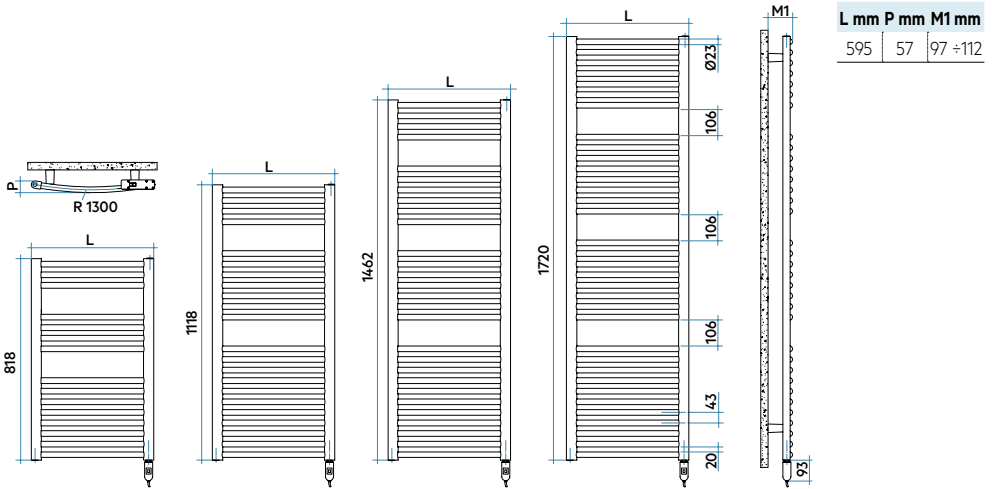
height 1120 mm. | length 595 mm. Chrome-plated finish (cod. 50).

VENUS Electric in the chrome-plated version is a termoarredo with a strong personality that follows modern style.

Available in 4 heights and a width of 595 mm. The new and exclusive WiFi electric resistance is supplied in the same color as the radiator.

VENUS

chrome-plated electric



Model	Depth P mm	Height H mm	Width L mm	Weight Kg	Electric Power Watt
818 15 rails 2 espaces	55	818	595	10,17	300
1118 22 rails 2 espaces	55	1118	595	15,0	400
1462 28 rails 3 espaces	55	1462	595	19,0	400
1720 34 rails 3 espaces	55	1720	595	22,17	700

Available only in chrome-plated finish.

ELECTRIC HEATERS AVAILABLE



Electric heating element with ON/OFF switch (type I)



Electric heating element with regulator to control the internal temperature of the fluid (type K)



Electric heating element with IR electronic control (type H)

WiFi Control*



Electric heating element with Wi-fi electronic control (type E)

*Available only for UE and CH.

BLUES



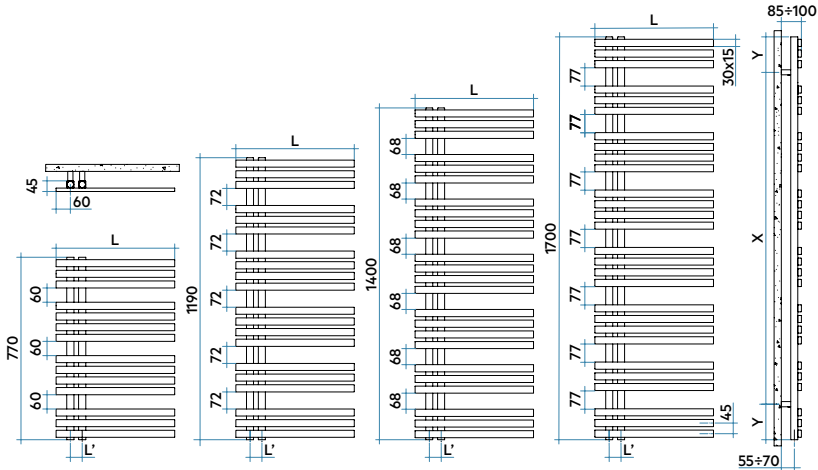
height 1400 mm, length 500 mm, Chrome-plated finish (cod. 50).

Stainless steel radiator characterized by horizontal elements and an essential and elegant ensemble, which enriches the bathroom not only with a heating element but also with a decorative object.

BLUES is available in two finishes: mirror stainless steel and satin stainless steel.

BLUES

H mm	X mm	Y mm	L mm
770	470	150	500
1190	890		
1400	1100		
1700	1400		



Thermal Power

Model	Depth mm	Height mm	Width mm	C. centre mm	Weight Kg	Cap. lt	$\Delta t=50^{\circ}\text{C}$ Bru/h	Thermal Power			Exp. n.	
								$\Delta t=50^{\circ}\text{C}$ Watt	$\Delta t=40^{\circ}\text{C}$ Watt	$\Delta t=30^{\circ}\text{C}$ Watt (*)		
770 14 rails 3 espaces	45	770	500	50	6,2	3,6	764	224	168	116	69	1,290
1190 20 rails 5 espaces	45	1190	500	50	8,9	5,3	1118	328	245	168	99	1,310
1400 24 rails 6 espaces	45	1400	500	50	10,6	6,4	1326	389	288	196	114	1,340
1700 28 rails 7 espaces	45	1700	500	50	12,4	7,6	1569	460	340	231	134	1,350

(*) Thanks to the high performance of Irsap BLUES radiators, the ideal Δt for low temperature projects is Δt at 30°C .

For Δt different from 50°C use the formula:

$$Q=Q_n (\Delta t / 50)^n$$

- Maximum working pressure 4 bar
- Maximum working temperature 95°C

STANDARD SUPPLY: 4 wall fixings; 2 air vents of 1/2".

Available only In Mirror and Satin Stainless Steel finishes.

TOLÉ

chrome-plated



height 1902 mm, length 581 mm. Chrome-plated finish (cod. 50).

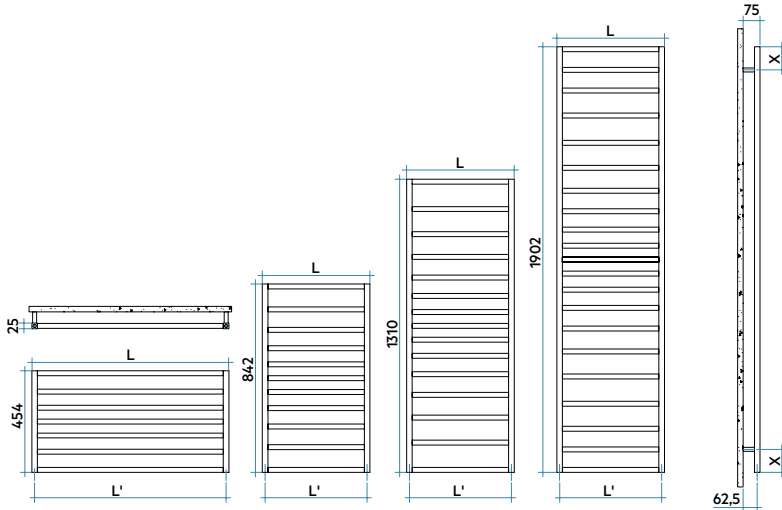
The incisive cut and the clean stamp make TOLÉ a radiator with a creative, powerful and refined design. The square radiant elements in chromed brass

outline a completely original, technological, light, new geometry, which conquers the space in which it is inserted with his decisive and modern personality.

TOLÉ

chrome-plated

X mm	L mm	L' mm	H mm	X mm
842/1310/1902	481	456	454	93
454/842/1310/1902	525	500	842	113
842/1310/1902	581	556	1310	133
454	881	856	1902	103



Thermal Power

Model	Depth P mm	Height H mm	Width L mm	Ccentre L' mm	Weight Kg	Cap. lt	$\Delta t=50^{\circ}\text{C}$ Btu/h	Thermal Power				Exp. n.
								$\Delta t=50^{\circ}\text{C}$ Watt	$\Delta t=40^{\circ}\text{C}$ Watt	$\Delta t=30^{\circ}\text{C}$ Watt (*)	$\Delta t=20^{\circ}\text{C}$ Watt	
454 7 rails	25	454	525	500	3,0	1,2	513	150	114	79	48	1,250
	25	454	881	856	4,4	1,9	811	238	181	128	78	1,220
842 11 rails	25	842	481	456	4,7	1,8	788	231	175	122	73	1,250
	25	842	525	500	5,0	1,9	847	248	188	131	79	1,250
	25	842	581	556	5,3	2,1	932	273	207	145	88	1,240
1310 15 rails	25	1310	481	456	6,7	2,5	1174	344	261	183	111	1,240
	25	1310	525	500	7,1	2,7	1257	368	280	196	119	1,240
	25	1310	581	556	7,5	2,9	1352	396	301	211	128	1,230
1902 21 rails	25	1902	481	456	9,5	3,5	1708	501	379	265	159	1,250
	25	1902	525	500	10,0	3,8	1828	536	405	283	171	1,250
	25	1902	581	556	10,7	4,1	1973	578	438	306	184	1,250

(*) Thanks to the high performance of Irsap TOLÉ CHROME-PLATED radiators, the ideal Δt for low temperature projects is Δt at 30°C .

For Δt different from 50°C use the formula:

$$Q=Q_n (\Delta t / 50)^n$$

Available only in chrome-plated finish.

- Maximum working pressure 4 bar
- Maximum working temperature 95°C

STANDARD SUPPLY: angle pattern valve and lockshield valve assembly complete with copper fitting (diameters: 12, 14, 15 mm); kit of pipe covers (suitable for pipes up to 16 mm thick); 4 wall fixing brackets; 1/2" air vent chrome-plated.

STILÉ

satin



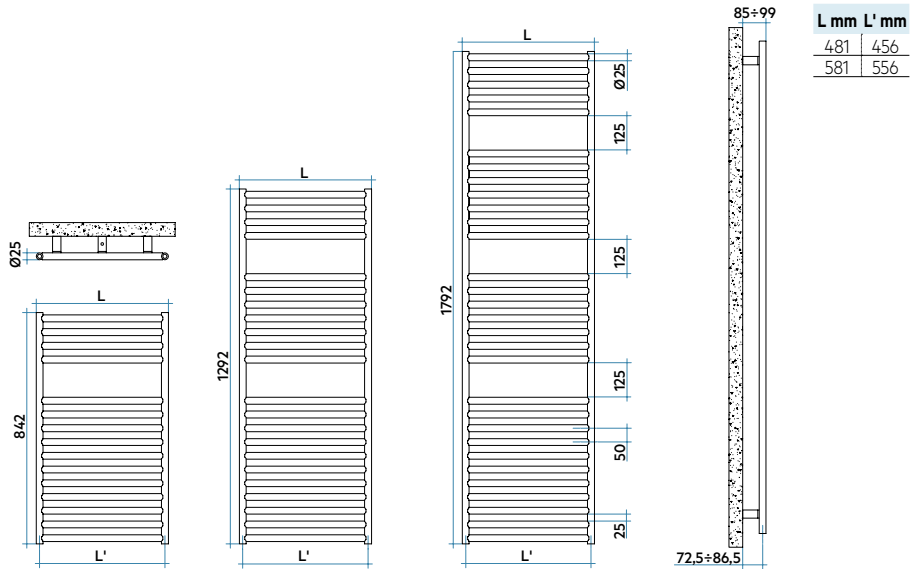
height 1292 mm, length 581 mm, Satin Stainless Steel finish (Cod. AS)

STILÉ is an essential and strong impact radiator. The preciousness and brightness of stainless steel determine a harmonious and particular play of light and shadow.

STILÉ has a linear and elegant shape that integrates exclusively into any type of environment with its refined beauty.

STILÉ

satin



Model	Depth P mm	Height H mm	Width L mm	Ccentre L' mm	Weight Kg	Cap. lt	Thermal Power					Exp. n.	Mix funct.
							$\Delta t=50^{\circ}\text{C}$ Watt	$\Delta t=50^{\circ}\text{C}$ Watt	$\Delta t=40^{\circ}\text{C}$ Watt (*)	$\Delta t=30^{\circ}\text{C}$ Watt	$\Delta t=20^{\circ}\text{C}$ Watt		Watt
842 15 rails 1 espace	25	842	481	456	8,7	2,9	810	237	179	124	74	1,270	0
	25	842	581	556	9,6	3,5	953	279	211	147	89	1,252	300
1292 22 rails 2 espaces	25	1292	481	456	13,0	4,3	1233	361	274	192	117	1,234	400
	25	1292	581	556	14,3	5,2	1448	424	321	225	136	1,243	400
1792 30 rails 3 espaces	25	1792	481	456	17,8	5,9	1732	507	381	264	157	1,276	400
	25	1792	581	556	19,6	7,1	2039	597	449	311	186	1,274	700

(*) Thanks to the high performance of Irsap STILÉ CHROME-PLATED radiators, the ideal Δt for low temperature projects is Δt at 30°C.

For Δt different from 50°C use the formula:

$$Q=Q_n (\Delta t / 50)^n$$

Available only in Satin Stainless Steel finish.

- Maximum working pressure 4 bar
- Maximum working temperature 95°C

STANDARD SUPPLY: angle pattern valve and lockshield valve assembly complete with copper fitting (diameters: 12, 14, 15 mm); kit of pipe covers (suitable for pipes up to 16 mm thick); 3 chela wall brackets; 1/2" air vent.

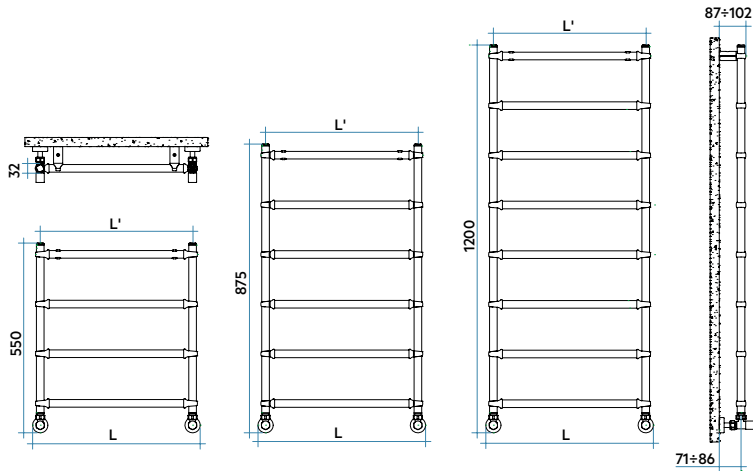
BELLA



6 elements, height 948 mm, length 532 mm, Satin Stainless Steel finish (Cod. AS).

BELLA is a stainless steel towel radiator.
Available in the following finishes: Standard White

Stainless Steel, Chrome-plated, Brushed Copper and
Satin Nickel.



Model	Depth P mm	Height H mm	Width L mm	C. centre L' mm	Weight Kg	Cap. lt	Thermal Power				Exp. n.	
							$\Delta t=50^{\circ}\text{C}$ Btu/h	$\Delta t=50^{\circ}\text{C}$ Watt	$\Delta t=40^{\circ}\text{C}$ Watt	$\Delta t=30^{\circ}\text{C}$ Watt (*)		$\Delta t=20^{\circ}\text{C}$ Watt
623 4 rails	32	550	432	400	3,2	0,9	396	116	87	60	36	1,280
	32	550	532	500	3,4	1,1	450	132	99	69	41	1,270
	32	550	632	600	3,6	1,2	488	143	108	75	45	1,261
948 6 rails	32	875	432	400	4,9	1,4	696	204	155	109	66	1,230
	32	875	532	500	5,2	1,6	607	178	135	95	57	1,234
	32	875	632	600	5,6	1,9	852	250	189	133	80	1,238
1273 8 rails	32	1200	432	400	6,6	1,9	676	198	149	103	61	1,277
	32	1200	532	500	7,1	2,2	764	224	168	117	70	1,276
	32	1200	632	600	7,6	2,5	826	242	182	126	75	1,275

(*) Thanks to the high performance of Irsap BELLA radiators, the ideal Δt for low temperature projects is Δt at 30°C .

For Δt different from 50°C use the formula:

$$Q = Q_n (\Delta t / 50)^n$$

Available only in: Standard White Stainless Steel, Chrome-plated, Brushed Copper and Satin Nickel.

- Maximum working pressure 15 bar
- Maximum working temperature 95°C

STANDARD SUPPLY: 2 pcs Elbow-type design valve fitting 1/2" connection thread on the radiator's manifold; 2 pcs 15 mm copper tube connection kit; 2 pcs 1/2" M eccentric tube, to suit the 15 mm valve copper connection, complete with wall cover to hide the pipe fittings; 2 pcs wall bracket matching radiator's colour/finishing; 1 air vent valve; 1 blind plug.

BELLA

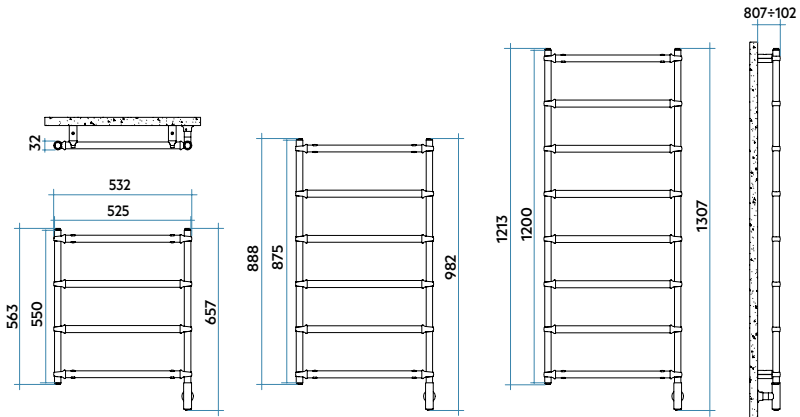
electric



height 550 mm, length 532 mm, Chrome-plated finish (cod. 50).

BELLA Electric is a stainless steel towel radiator. Available in the following finishes: Standard White Stainless Steel, Chrome-plated, Brushed Copper and Satin Nickel.

Available in 3 heights and a width of 532 mm.



Model	Depth P mm	Height H mm	Width L mm	Weight Kg	Electric Power Watt
550 4 rails 3 espaces	32	550	532	3,5	150
875 6 rails 5 espaces	32	875	532	5,4	150
1200 8 rails 7 espaces	32	1200	532	7,2	250

Available only in: Standard White Stainless Steel, Chrome-plated, Brushed Copper and Satin Nickel.

STANDARD SUPPLY: 4 adjustable wall fixing brackets in the same color of the radiator.

MINUETTE

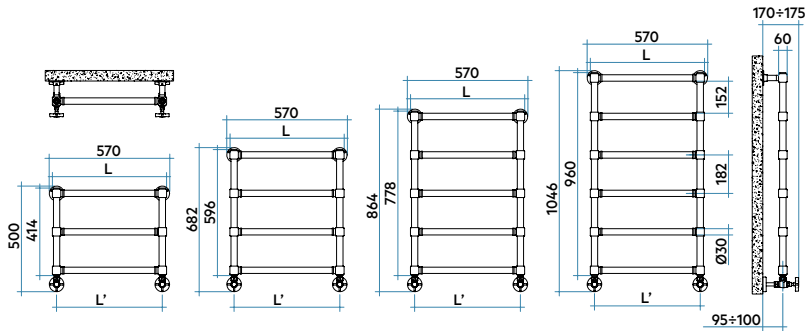


height 596 mm, length 540 mm, Gold finish (cod. 52).

MINUETTE is a stainless brass towel warmer.
Available in the following finishes: Chrome-plated, Gold,

Brushed Copper, Satin Nickel and Brushed Bronze.

MINUETTE



Model	Depth P mm	Height H mm	Width L mm	C centre L' mm	Weight Kg	Cap. lt	Thermal Power					Exp. n.
							$\Delta t=50^{\circ}\text{C}$ Btu/h	$\Delta t=50^{\circ}\text{C}$ Watt	$\Delta t=40^{\circ}\text{C}$ Watt	$\Delta t=30^{\circ}\text{C}$ Watt (*)	$\Delta t=20^{\circ}\text{C}$ Watt	
Chrome-plated												
414	60	414	540	500	5,8	1,2	394	116	88	62	38	1,203
596	60	596	540	500	7,8	1,7	526	154	118	83	51	1,203
778	60	778	540	500	9,7	2,1	657	192	146	102	61	1,252
969	60	960	540	500	11,7	2,6	790	232	175	121	73	1,263
Gold - Brushed Copper - Satin Nickel												
414	60	414	540	500	5,8	1,2	394	116	88	62	38	1,203
596	60	596	540	500	7,8	1,7	526	154	118	83	51	1,203
778	60	778	540	500	9,7	2,1	657	192	146	102	61	1,252
969	60	960	540	500	11,7	2,6	790	232	175	121	73	1,263
Brushed Bronze												
414	60	414	540	500	5,8	1,2	453	133	102	72	44	1,203
596	60	596	540	500	7,8	1,7	605	177	135	96	59	1,203
778	60	778	540	500	9,7	2,1	756	221	167	117	70	1,252
969	60	960	540	500	11,7	2,6	909	266	201	140	84	1,263

(*) Thanks to the high performance of Irsap MINUETTE radiators, the ideal Δt for low temperature projects is Δt at 30°C.

For Δt different from 50°C use the formula:

$$Q=Q_n (\Delta t / 50)^n$$

Available only in: Chrome-plated, Gold, Brushed Copper, Satin Nickel and Brushed Bronze.

- Maximum working pressure 10 bar
- Maximum working temperature 95°C

STANDARD SUPPLY: valve and lockshield kit for connection to the heating system (1/2" iron connection); 2 wall fixings; 1/2" vent valve; blind plug; 2 tube covers.

MINUETTE

electric



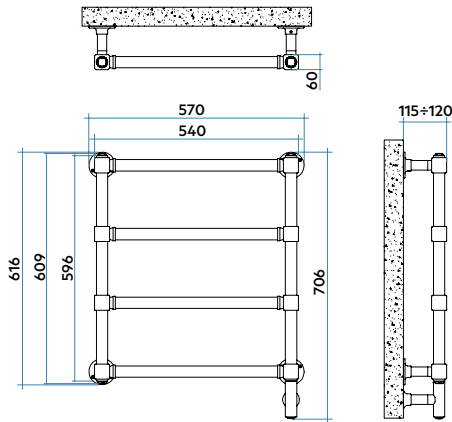
height 596 mm, length 540 mm, Chrome-plated finish (cod. 50).

MINUETTE Electric is a stainless brass towel warmer. Available in the following finishes: Chrome-plated, Gold, Brushed Copper, Satin Nickel and Brushed Bronze.

Available in heights of 596 mm and a width of 540 mm.

MINUETTE

electric



CE

Model	Depth P mm	Height H mm	Width L mm	Weight Kg	Electric Power Watt
596 4 rails 3 espaces	60	596	540	8,5	150

Available only in: Chrome-plated, Gold, Brushed Copper, Satin Nickel and Brushed Bronze.

STANDARD SUPPLY: 4 adjustable wall fixing brackets in the same color of the radiator.

FLÈCHE AIR

electric



height 1658 mm. | length 600 mm. | Standard White finish (cod. 01).

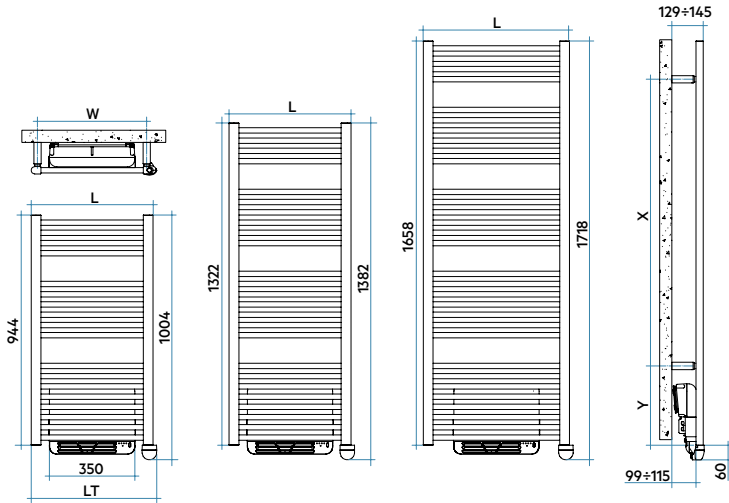
FLÈCHE AIR Electric is a steel towel warmer radiator. The radiator is filled with a cooling liquid and is combined with a booster system of electric power of 1000 Watt.

This blower system provides a uniform temperature as the room in which it is installed
Available in 3 heights and a width of 500 mm.

FLÈCHE AIR

electric

H mm	L mm	LT mm	Y mm	X mm	W mm
944	500	515	325	462	448
1322	500	515	325	840	448
1658	500	515	325	1176	548



CE

Model	Depth P mm	Height H mm	Width L mm	Weight Kg	Electric Power	Auxiliary heater
					Watt	with diffuser Watt
944 18 rails 2 espaces	130	1004	500	13,0	500	+ 1000
1322 25 rails 3 espaces	130	1382	500	17,1	750	+ 1000
1658 31 rails 4 espaces	130	1718	600	22,8	1000	+ 1000

STANDARD SUPPLY: 4 adjustable wall fixing brackets in the same color as the radiator; Wireless remote control.

Finishes available: see pag. 306.



TECHNICAL INFORMATION

This particular section provides technical information on the world of radiators, and contains indications on laws, types of installation, and specifications for use. A few practical examples of product selection will help to use this pricelist.

EFFICIENCY AND ENERGY SAVING; THE REPLY TO NEW REQUIREMENTS.

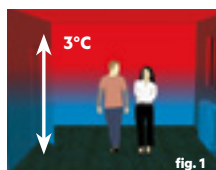
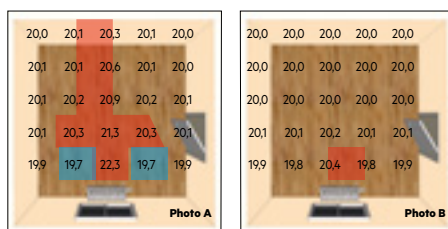
Why Low Temperature

To maintain the commitments pledged in the Kyoto protocol, implemented in 2005 by Italian Decree 192 and subsequently integrated and replaced by Decree 311, Italy (as well as every other European country) has decided to reduce considerably the emission of pollutants into the atmosphere. To achieve these results, Italy has enacted a plan to improve the energy performance of buildings (Class A, Class B, etc.). The plan foresees an increase in low temperature heat generators.

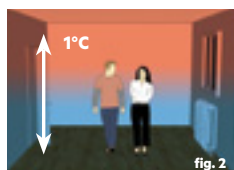
The use of a low temperature heating system and IRSAP radiators provides an ideal balance between meeting the heating requirements of the building and energy savings; thus avoiding the emission of greenhouse gases into the atmosphere.

Thanks to their performance, IRSAP products are highly efficient in low temperature systems, allowing excellent heat yields even with small radiators. This means our products can be used with condensing boilers and heat pumps. The ideal Δt recommended by IRSAP for the low temperature system projects is 30°C . All Irsap Termoarredatori[®] are tested to function at different Δt .

In the Figures 1 and 2 and in schedules A and B on the right illustrate the temperature distribution inside the same environment heated by a high temperature radiator (Photo A) or a low temperature radiator (Photo B). In figure 2 and in the schedule B, the temperature is more even. This phenomenon is due to the improved thermal exchange by irradiation between the radiator and the room. The lower the supply temperature of the radiator, the greater the quantity of heat transmitted by irradiation.



Room heated with a high temperature system:
a high degree of stratification.



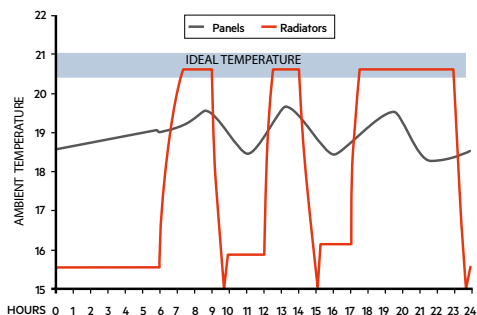
Room heated with a low temperature system:
reduced stratification and better comfort

Low Temperature: Ideal comfort and maximum heat yield

The vertical thermal gradient, or stratification within an environment, is more than halved (see Figures 1 and 2), reducing to 45°C the radiator inlet water temperature. This type of system management improves consumption and especially comfort.

The temperature when required

Low thermal inertia, together with an ability to exchange high percentages of heat by irradiation, make IRSAP radiators the best heating system terminal to rapidly reach the optimum working temperature, guaranteeing considerable flexibility in ideal climate management. Tesi radiators are the best way to combine energy efficiency with COST REDUCTION.



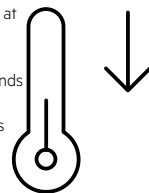
Irsap Radiators: ideal for the low temperature

Termoarredatori® Irsap can even function with an inlet water temperature below 55°C (that is designed with an Δt at 30°C). This result is achieved thanks to the large exposed surface area and its shape, able to guarantee excellent radiating and convective heat exchanging properties. The graph above illustrates how the heat yield of a TESI steel tubular radiator is just slightly different from the heat yield of an irradiating panel (ideal radiating heat yield). The lower the supply temperature of the radiator, the greater the difference in performance between steel and aluminium.

IRSAP Termoarredatori® really are the most suitable radiators for the new generation of heating systems.

Tested to save energy

Irsap termoarredatori® are tested to function at different Δt . These certified tests guarantee perfect compatibility with modern low temperature heating systems meeting demands in terms of energy savings and excellent wellbeing. In this price list, this mark indicates every product certified to function with low temperature systems.



IRSAP has undertaken a new virtual path from a green standpoint, better known today with the name ECO DESIGN, taking action to achieve product design that respects a philosophy of responsibility from many points of view: first of all environmental, but also ethical and social.

Through the use of renewable resources, materials and production processes, there is less impact on the natural environment. Our factories satisfy about 70% of their electrical requirements with renewable sources, thanks to specially made photovoltaic systems, with a yearly saving in the emission of carbon dioxide of about 5 million kg. In this way, IRSAP gives the company a greater value than that which has been taken from the environment and elsewhere during the entire production process; ECO DESIGN principles are in fact applied to all the phases of the product's life cycle, with the aim of reducing its overall environmental impact: from the purveying and use of the raw materials, which must be reusable, biodegradable, recyclable and non-toxic, to their processing in the production stage and to distribution.








All these phases respect the EU Directive on ECO DESIGN (2009/125/EC), in terms of energy efficiency (reduced energy consumption in the productive phases) and reduced environmental impact.

All our fixed electrical appliances for heating the local environment present a seasonal energy efficiency of 38% or higher (EU Regulation 2015/1188).

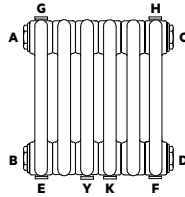


TESI

CONFIGURATIONS / HYDRAULIC CONNECTIONS

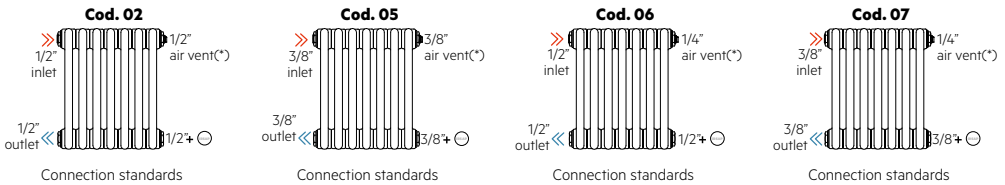
-  **Mobile baffle**
-  **Welded baffle**
-  **Inlet**
-  **Outlet**
-  **1/2" or 3/8" blind plug**
-  **1/2" welded connection**
-  **1/2" - 1/4" - 3/8" air vent**

KEY

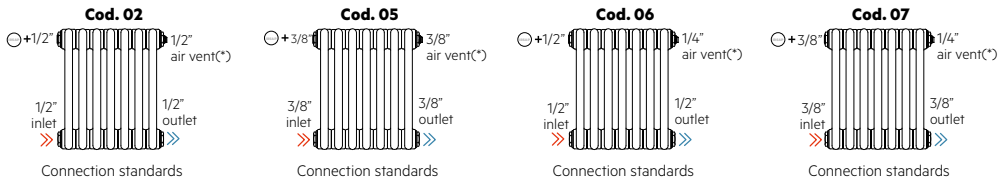


- A** = top left plug
- B** = bottom left plug
- C** = top right plug
- D** = bottom right plug
- E** = 1/2" manifold bottom left
- F** = 1/2" manifold bottom right
- G** = 1/2" manifold top left
- H** = 1/2" manifold top right
- Y** = 1/2" mm pitch bottom manifolds
- K** = 1/2" mm pitch bottom manifolds

Side connections

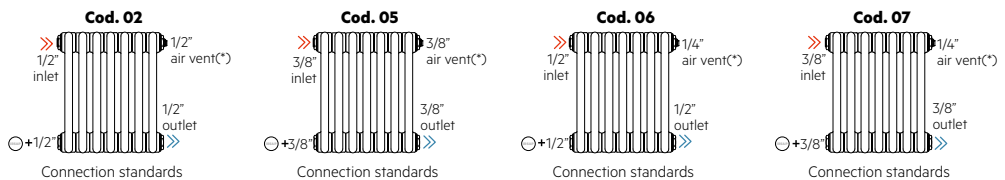


Bottom connection

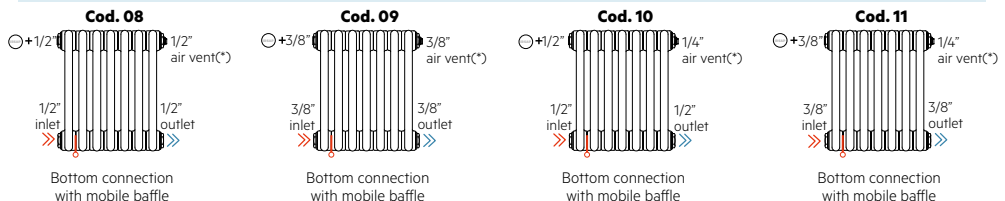


• For TESI radiators lower than 1000 mm or radiators with more than 15 sections.

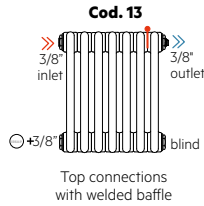
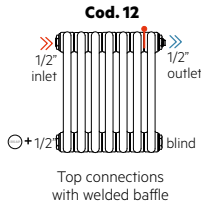
Opposite connection



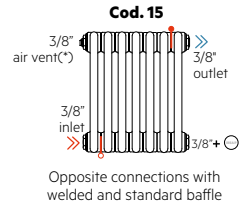
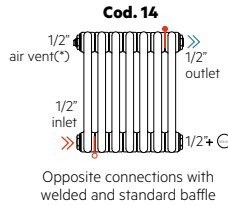
Bottom connection with standard baffle



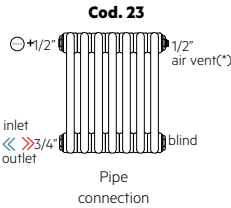
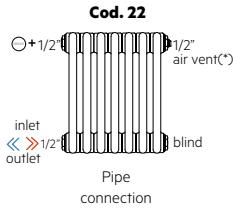
Connections on the top part with welded baffle



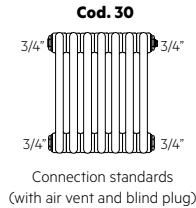
Opposite connection with standard baffle and welded baffle



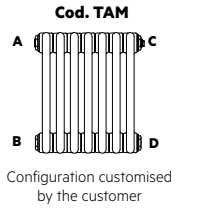
Horizontal single pipe connection



Standard connection 3/4"



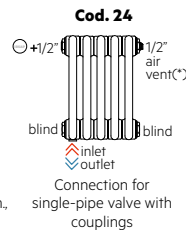
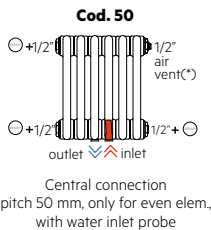
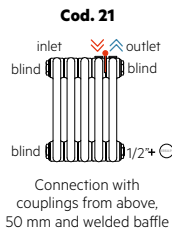
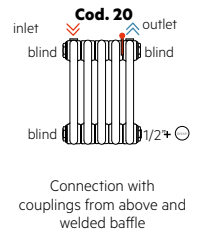
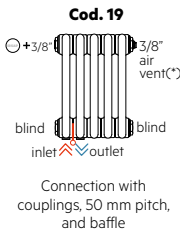
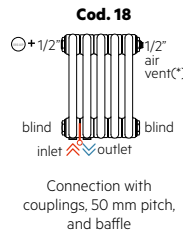
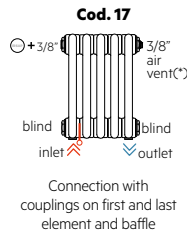
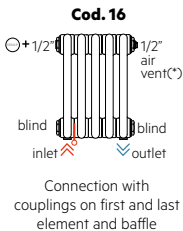
Customised configuration



(*) The vent valve and the wall fixing brackets are not included in the price of the unit.

- See Page 63 to order closing caps and reducing connectors (unassembled).
- The configurations proposed (Cod. 02, 05, 06 and 07) cover the most commonly used connections.
- The remaining configurations permit quick and easy installation even in unusual system situations.
- The reduction to 1/2" or 3/8", hex socket head (Allen wrench 8 mm) is equipped with an ABS cover marked IRSAP. The finish is perfectly integrated with the design of the radiator and is white in color for the Standard White radiators and chrome colored radiators.

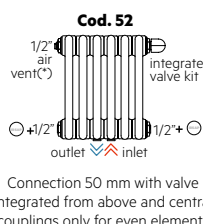
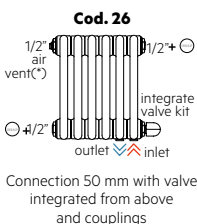
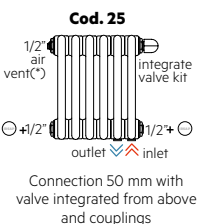
TESI with the manifolds and plugs assembled



VERTICAL single pipe connection with welded pipefitting Cod. 24

This hydraulic connection can not be mounted on the radiator Tesi 2. For the TESi 2 radiator ask for hydraulic connection with 1/2" thread. Tesi on the radiator 4 and 6 to mount this hydraulic connection using a flexible probe.

TESI radiator with integrated valve and couplings from below



Configurations Cod. 25, Cod. 26 and Cod. 52 include:

- 1 1/2" chrome-plated adjustable air vent;
- 2 1/2" flush chromium-plated plugs with cover.

The thermostat head is available as accessory for these configurations (see page 250).

TESI RENOVATION

The solution to keep the existing centers during a renovation installation

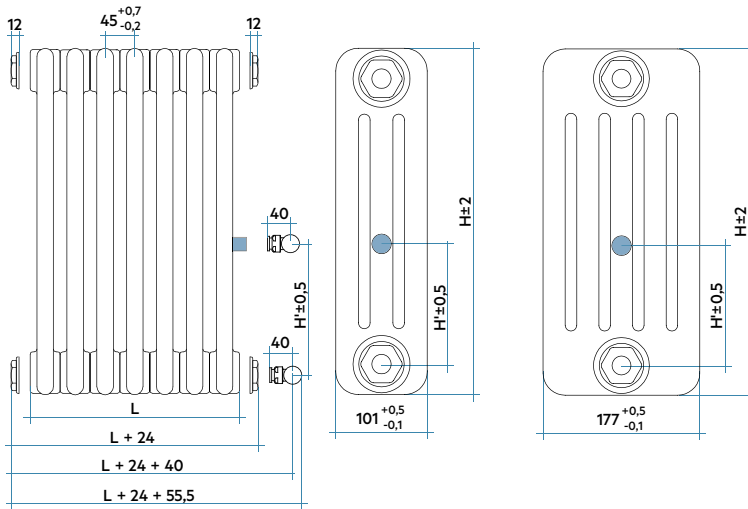


TESI 3 RENOVATION

Height 1800 mm; length 540 mm, conn. centre 685 mm, Graphite Black finish (cod. 18). Configuration cod. 29.

Connexion Tesi Renovation

RT3	1800	12	18	A4	--	N
-----	------	----	----	----	----	---



1/2 "side connection with the possibility of selecting the desired center line size.

Construction specifications:

Connection available for TESI 3 and TESI 5

Wide range of radiator heights available, from 1000 to 2500 mm

Minimum available center distance 150 mm

Maximum available center distance = total height of the desired radiator minus 215 mm


1/2 "caps and cap covers included

DECORATIVE RADIATORS

HYDRAULIC CONNECTIONS


Hydraulic connection to radiators: SAX VERTICAL, SAX 2 VERTICAL, PIANO VERTICAL, PIANO 2 VERTICAL, ARPA 12 VERTICAL, ARPA 12_2 VERTICAL, ARPA 18 VERTICAL, ARPA 18_2 VERTICAL, ARPA 23 VERTICAL, ARPA 23_2 VERTICAL, ELLIPSIS_V VERTICAL, ELLIPSIS_V 2 VERTICAL

Cod. 01




Standard connection

Cod. 80




Connection on the lower manifold with diaphragm

Cod. 82




Connection with couplings low welded at the ends with diaphragm

Cod. 83




Connection with couplings high welded at the ends with diaphragm

Cod. 84




Connection with welded couplings low, 50 mm pitch, with diaphragm

Cod. 85



Connection with welded couplings high, 50 mm pitch, with diaphragm

Cod. 87




Connection with welded couplings, 50 mm pitch, on the right side

Cod. 88




Allacciamenti saldati passo 50 mm

Cod. 92 (*)




Connection of right single-pipe valve only for modul and/or double-pipe systems (only compatible with 11 mm dn probe)

Cod. 93 (*)



Connection of left single-pipe valve only for modul and/or double pipe systems (only compatible with 11 mm dn probe)

Cod. 99

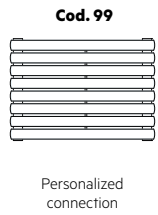
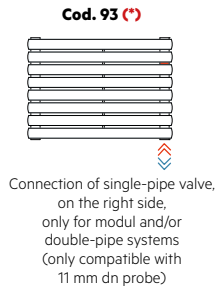
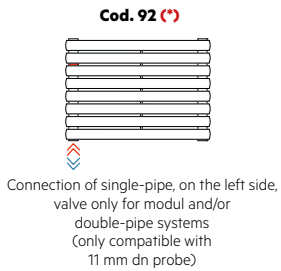
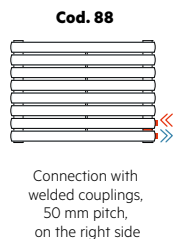
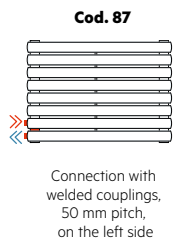
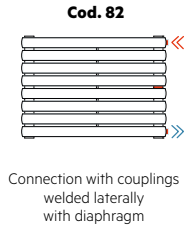
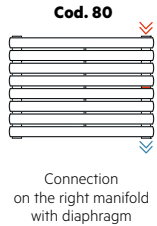
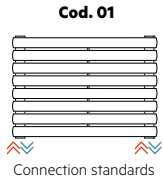


Personalized connection

(*) It is not possible to arrange ARPA12 Vertical and ARPA12_2 Vertical with connection cod. 92 and cod. 93.

• For all products in the ARPA Vertical range, all connections are available with at least 6 elements.

Hydraulic connection to radiators: SAX HORIZONTAL, SAX 2 HORIZONTAL, PIANO HORIZONTAL, PIANO 2 HORIZONTAL, ARPA 12 HORIZONTAL, ARPA 12_2 HORIZONTAL, ARPA 18 HORIZONTAL, ARPA 18_2 HORIZONTAL, ARPA 23 HORIZONTAL, ARPA 23_2 HORIZONTAL, ELLIPSIS_H HORIZONTAL, ELLIPSIS_H 2 HORIZONTAL

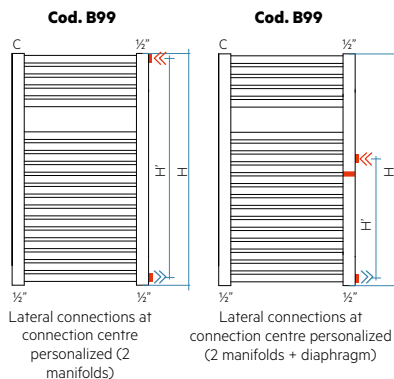
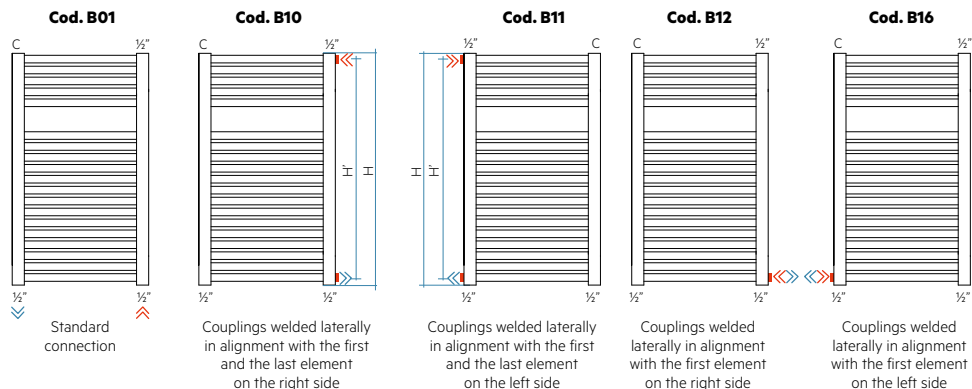


(*) It is not possible to arrange ARPA12 Horizontal and ARPA12_2 Horizontal with connection cod. 92 and cod. 93.
• For all products in the ARPA Horizontal range, all connections are available with at least 6 elements.

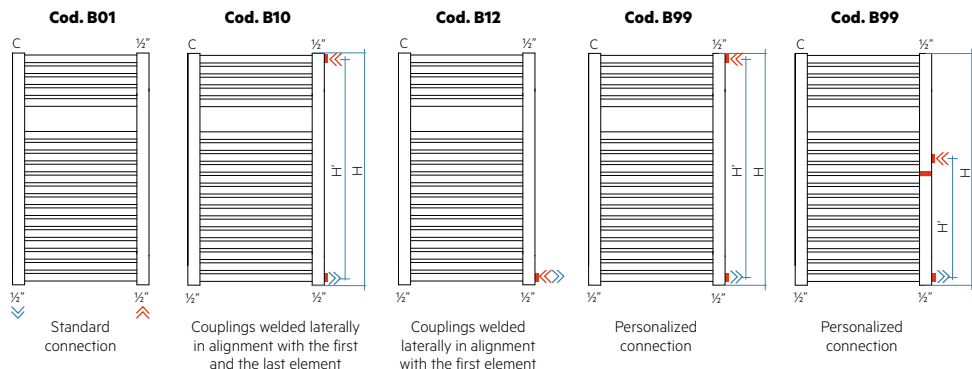
BATHROOM RADIATORS

HYDRAULIC CONNECTIONS

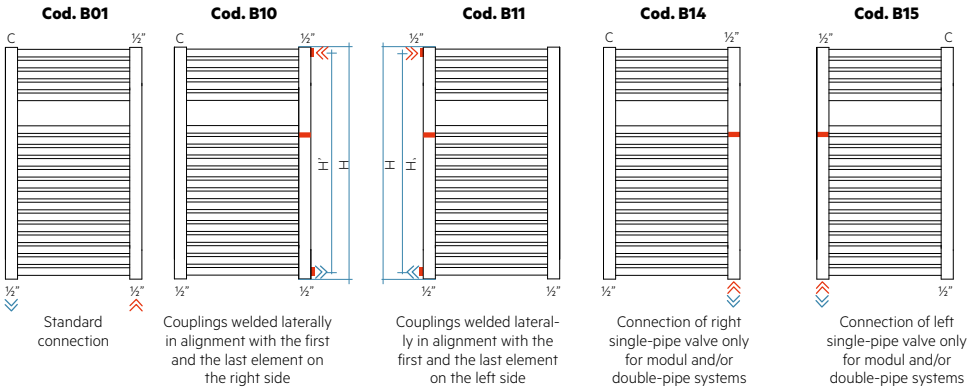
Hydraulic connections for: NOVO CULT, NOVO CULT CHROME-PLATED, ODDO, QUADRÉ




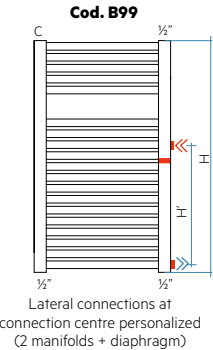
Hydraulic connections for: NOVO, NOVO CHROME-PLATED, PAREO, VELA



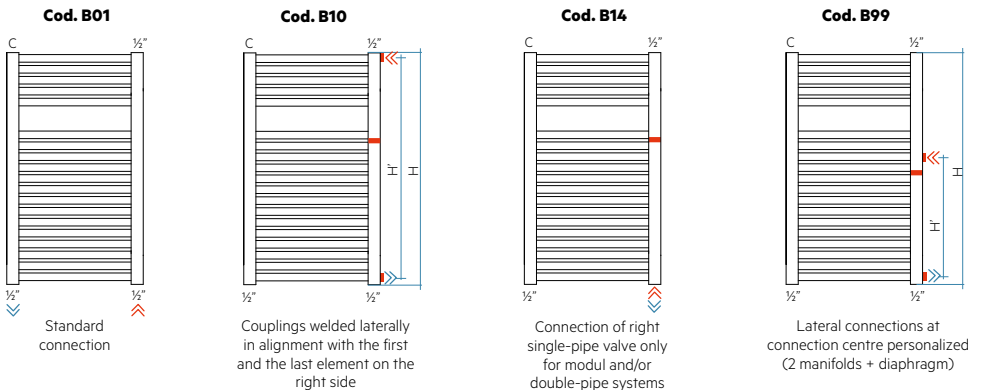
Hydraulic connections for: NET, RIGO, KART, KART 2, FLAUTO, FLAUTO CHROME-PLATED, XILO, XILO 2, ELLIPSIS_B



Hydraulic connections for: LIKE, FILO, OASI, MAREA, BELLA, MINUETTE, ARES, VENUS, ARES CHROME-PLATED, VENUS CHROME-PLATED, FILO CHROME-PLATED



Hydraulic connections for: FLAUTO 2



TECHNICAL INFORMATION

HEAT YIELDS

During the first six months of 1997, every European Community country adopted European Standard EN442 regarding radiators and the calculation of heat yields. The new regulations finally came into effect in December 2005 and established the Q_n rated thermal power calculation at Δt = 50°C (the reference value for calculating actual thermal power at any temperature).

For Δt different from 50°C use the following formula: **Q=Q_n (Δt / 50)ⁿ**

example:

TESI 3 600, rated thermal power **Q_n** = 60,6 W, modification index n = 1,281

ambient temperature **T_a** = 20°C

inlet water temperature **T_i** = 60°C

outlet water temperature **T_u** = 50°C

working Δt calculation:

$$\Delta t = \frac{T_i + T_u}{2} - T_a = 35^\circ\text{C}$$

apply the characteristic equation:

$$Q_{\Delta t} = Q_n \left(\frac{\Delta t}{50} \right)^n = 60,6 \left(\frac{35}{50} \right)^{1,281} = 38,37$$

the thermal power for element at Δt = 35°C is therefore Q_{Δt=35°C} = 38,37 Watt

Extracts from Standard en 442-1:2004

6 THERMAL POWER

6.1 Method and test laboratory

Thermal power must be calculated in a test laboratory using the methods and test program pursuant to EN 442-2:1996, bearing in mind the specific laboratory requirements and the harmonisation methods outlined in EN 442-2:1996.

7 CATALOGUE DATA

....

7.3 Thermal power

The rated thermal power (dt= 50 K) and the index of the temperature head between the water and the air must be indicated for every model within a product range.

.....

APPENDIX ZA: POINTS OF THIS EUROPEAN STANDARD REGARDING THE PROVISIONS OF THE EU DIRECTIVE REGARDING PRODUCTS FOR THE BUILDING INDUSTRY

ZA.2 Conformity certification procedures for radiators and convectors

ZA.3 CE mark

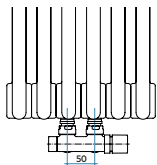
Furthermore, the CE mark must appear on any commercial documentation (the catalogue or any other documentation regarding the appliance) and must also be accompanied by the following information:

- reference of this standard EN 442-1;
-;
-;
- the following information regarding the ZA.1 prospectus;
- maximum working pressure (in bar);
- rated thermal power;
- reference characteristic equation;
- ...

50 MM CONNECTIONS

The products supplied by IRSAP S.p.a. with pre-arrangement for 50 mm pitch water connection are:

- TESI
- SAX / SAX 2
- PIANO / PIANO 2
- ARPA 12 / ARPA 12_2
- ARPA 23 / ARPA 23_2
- RELAX IMMAGINA
- RELAX POWER
- RELAX OVER POWER
- RELAX RENOVA
- GET UP
- JAZZ_S
- SOUL_S
- FUNKY_S
- NOVO CULT
- NOVO CULT CHROME-PLATED
- LIKE
- ODDO
- KART
- KART2
- NET
- PAGE
- NOVO
- NOVO CHROME-PLATED
- ARES
- ARES CHROME-PLATED
- VENUS
- VENUS CHROME-PLATED
- ELLIPSIS_V / ELLIPSIS_H
- ORIMONO
- FACE
- IT IS
- DEDALO
- SEQUENZE
- BLUES
- QUADRÉ



UN A NEW WAY OF BUILDING HEATING SYSTEMS

Modification of any domestic water heating system always implies substantial masonry work.

The drawn out time schedule and high cost of the work usually mean that any modifications tend to be postponed until the building undergoes complete restructuring.

The cliché whereby "the heating system is created when the house is built and thereafter does not need further modification" need not apply if the system is built according to modern concepts and designed with possible future modifications in mind.

With this aim in mind, technology is continually evolving to create products for systems that are simple to build and easy to modify.

IRSAP towel warmers with a central water connection featuring a fixed 50 mm distance between centres, fit the modern concept of system construction perfectly.

On these types of radiator, the position of the water inlet and outlet pipes is independent of the radiator dimensions and is always the same for every height and every width of the various models.

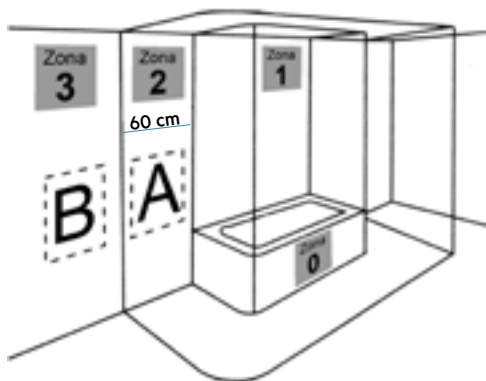
Therefore, a bathroom requires a single masonry job to position the two water pipes in just one point, maintaining them at a distance of 50 mm. Any radiator can then be connected to the water connection you have created.

There is no need to delay construction of the system while you are deciding on the dimensions of the radiator. Once a radiator is installed, it can be replaced by another with different dimensions without having to change the position of the pipes coming out of the walls. The central water connection (featuring a 50 mm distance between centres) leaves the two traditional connection holes at either end of the bottom manifolds completely free. It is very easy to insert a heater through these holes at any time so that the radiator can function as a towel warmer when the heating system boiler is switched off.



TECHNICAL INFORMATION

DUAL FUNCTION



During the summer months when the boiler is switched off, an immersion heater can be inserted into the towel warmer radiators so they can be used to warm towels and linen.

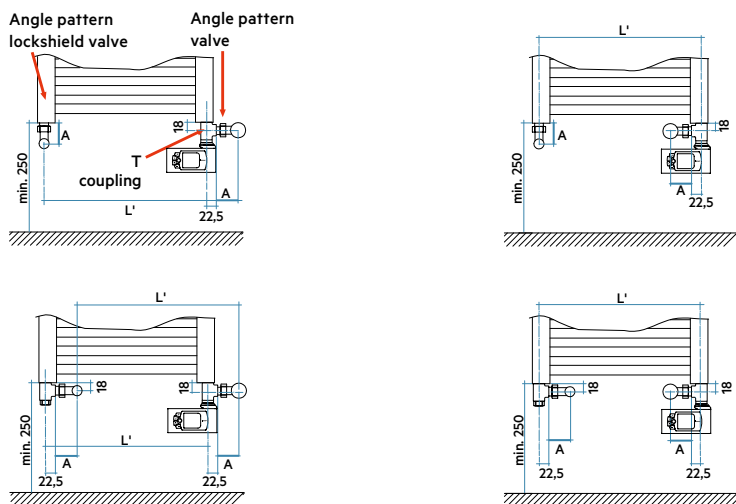
When used in combination with an immersion heater, the towel warmer radiator is effectively transformed into an electrical appliance with a 230 V, 1 ph, 50 Hz power supply, therefore the electrical standards in effect must be fully complied with.

Electric radiators must be installed in zone 3(B) in any bathroom. They may only be installed in zone 2(A) (or at least 60 cm from the edge of a bath or shower), if the power supply line to the socket is protected by a differential overload cut-out with an intervention threshold not exceeding 30 mA. The power supply socket and the differential overload cut-out must be located in zone 3.

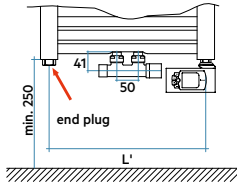
The power of the immersion heater must be selected in accordance with the size of the radiator. The technical data sheet of each radiator indicates the best power for each model. A lower power may be chosen to keep down energy costs. Higher powers would force the internal working thermostat to trigger, which would anyway limit the maximum thermal power the radiator would be capable of dissipating into the environment. The immersion heater must be installed vertically in one of the side manifolds; this is the only way to guarantee that the entire radiator warms up evenly after about 20-30 minutes.

TYPICAL INSTALLATION FOR ALL RADIATORS USING A TEE

"A" quota for IRSAP angle pattern valves and lockshield valves = 40 mm

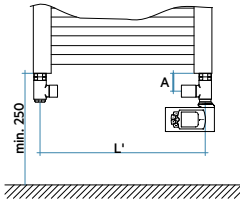


TYPICAL INSTALLATION FOR ALL RADIATORS WITH A 50 MM CONNECTION CENTRE



All the radiators with central connections and a 50 mm connections centre feature 1/2" bores on the bottom of the side manifolds where it is possible to easily insert an immersion heater at any time.

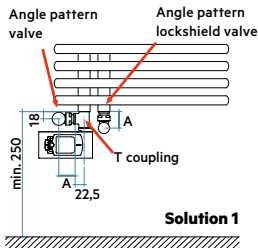
INSTALLATION OF THE ELECTRIC HEATING ELEMENT IN PRODUCTS WITHOUT 50 MM CENTRAL CONNECTIONS



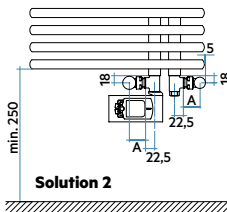
In order to install the electric heating element in products without 50 mm central connections on the lowest pipe (see the figure at the side), IRSAP proposes the use of special valves and lockshields that offer the chance to insert the electric heating element through the valve casing without changing the hydraulic connection in order to ensure normal operation in both hydraulic and mixed modes. Valve and lockshield code: VALKITSQMIST in white (code 01) or chrome-plated (code 50) finish.

TYPICAL INSTALLATION FOR THE ASYMMETRIC PRODUCT RANGE USING THE THREE-WAY FITTING

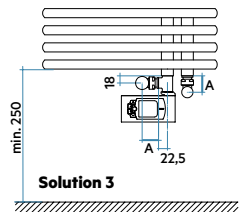
"A" quota for IRSAP angle pattern valves and lockshield valves = 40 mm



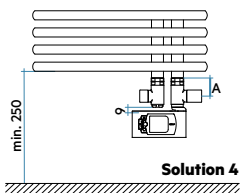
Solution 1



Solution 2



Solution 3



Solution 4

Solution 1: installation out of alignment with left manifold

Solution 2: installation in alignment with right manifold

Solution 3: installation out of alignment with right manifold

Solution 4: installation with space-saver valve



AVAILABLE COLOURS

	Standard White Cod. 01	Serie Classic	Serie Special	Finishes				
				Cod. 6B	Cod. AS	Cod. 50	Cod. IS	Cod. TR
ARES (complete range)	•	•	•					
ARPA (complete range)	•	•	•					
BELLA (complete range)						•		
BLUES					•		•	
DEDALO (complete range)			•					
ELLIPSIS (complete range)	•	•	•					
FACE_AIR (complete range)		•	• (except for cod. J4)					
FILO	•	•	•					
FLAUTO (complete range)	•	•	•					
FLÈCHE AIR ELECTRIC	•	•	•					
FUNKY_S (complete range)	•	•	•					
GET UP (complete range)	•	•	•					
IT IS						•		
JAZZ_S (complete range)	•	•	•					
KART / KART 2	•	•	•					
LIKE	•	•	•					
M'AMA	•	•	•					
MAREA	•	•	•					
MINUETTE (complete range)						•		
NET (complete range)	•	•	•					
NOVO (complete range)	•	•	•					
NOVO CULT	•	•	•					
OASI	•	•	•					
ODDO	•	•	•					
ORIMONO (complete range)				7M, 8M, 9M, 1N, 2N				
ORIGIN ELECTRIC	•	•	•					
PAGE	•	•	•					
PAREO	•	•	•					
PIANO (complete range)	•	•	•					
POLYGON SINGLE COLOR (complete range)	•	•	•					
QUADRAQUA (complete range)	•	•	•					
QUADRÉ (complete range)	•	•	•					
RELAX IMMAGINA			•					
RELAX POWER, OVER POWER	•	•	•		•		•	
RELAX RENOVA	•	•	•		•			
RELAX ELECTRIC	•	•	•					
RIGO	•	•	•					
SAX (complete range)	•	•	•					
SEQUENZE (complete range)	•	•	•					
SOUL_S (complete range)	•	•	•					
STEP (complete range)				16, 1C, Y4, 2C, 2D, 1B, 7D, 6C, 4D, L6, 18, 32, 30		•		
STILÉ						•		
TESI (complete range)	•	•	•					•
TESI 3 EH ELECTRIC	•	•	•					
TESI JOIN	•	•	•					•
TESI MEMORY	•	•	•					•
TESI RUNNER	•	•	•					•
TOLÉ						•		
VELA (complete range)	•	•	•					
VENUS (complete range)	•	•	•					
XILO (complete range)	•	•	•					


*Chrome-plated radiators are available only in Chrome-plated finish (cod. 50): Ares Chrome, Flauto Chrome, Novo Chrome, Novo Cult Chrome, Tesi Chrome, Venus Chrome, Ares Chrome Electric, Novo Chrome Electric.

Cod. 52	Cod. 54	Cod. 5F	Cod. 6E	Cod. 1G	Cod. 2G	Cod. 3G	Cod. 4G	Other RAL colors	
								•	ARES (complete range)
								•	ARPA (complete range)
									BELLA (complete range)
									BLUES
								•	DEDALO (complete range)
								•	ELLIPSIS (complete range)
				•	•	•	•		FACE_AIR (complete range)
								•	FILO
								•	FLAUTO (complete range)
								•	FLÈCHE AIR ELECTRIC
								•	FUNKY_S (complete range)
								•	GET UP (complete range)
									IT IS
								•	JAZZ_S (complete range)
								•	KART / KART 2
								•	LIKE
								•	M'AMA
								•	MAREA
•									MINUETTE (complete range)
	•							•	NET (complete range)
		•						•	NOVO (complete range)
			•					•	NOVO CULT
								•	OASI
								•	ODDO
								•	ORIGIN ELECTRIC
									ORIMONO (complete range)
									PAGE
								•	PAREO
								•	PIANO (complete range)
								•	POLYGON SINGLE COLOR (complete range)
								•	QUADRAQUA (complete range)
								•	QUADRÉ (complete range)
								•	RELAX IMMAGINA
								•	RELAX POWER, OVER POWER
								•	RELAX RENOVA
								•	RELAX ELECTRIC
								•	RIGO
								•	SAX (complete range)
								•	SEQUENZE (complete range)
								•	SOUL_S (complete range)
									STEP (complete range)
								•	STILÉ
								•	TESI (complete range)
								•	TESI 3 EH ELECTRIC
								•	TESI JOIN
								•	TESI MEMORY
								•	TESI RUNNER
									TOLÉ
								•	VELA (complete range)
								•	VENUS (complete range)
								•	XILO (complete range)

Classic: 34, 02, 26, E7, 17, 09, 06, 05, N3, 19, R3, 03, 2F, 10.

Special: J8, 16, 1C, Y4, 3V, 2C, 2D, 1B, 4V, 9U, L3, 4D, L6, 8N, J4, 7D, 5V, 3P, 2V, 1V, 9N, 1P, 6V, 4P, 6C, K1, 18, 30, 32.

FINISHES



Standard White **G** Cod. 01
STANDARD



Edelweiss White **G** Cod. 34
CLASSIC



Matt White **M** Cod. J8
SPECIAL



Pearl White **I** Cod. 16
SPECIAL



Ivory - Ral 1013 **G** Cod. 02
CLASSIC



Quartz 1 **I** Cod. 1C
SPECIAL



Sablé **I** Cod. Y4
SPECIAL



Matt Beige **M** Cod. 3V
Ral 1019 SPECIAL



Quartz 2 **I** Cod. 2C
SPECIAL



Sunstone **I** Cod. 2D
SPECIAL



Tobacco Brown **I** Cod. 1B
SPECIAL



Beige Cream **G** Cod. 26
CLASSIC



Melon Yellow Cod. E7
Ral 1028 **G** CLASSIC



Orange - Ral 2004 **G** Cod. 17
CLASSIC




Matt Ochre Yellow Cod. 4V
Ral 1024 **M** SPECIAL



Matt Brown Rust Cod. 9U
Ral 8004 **M** SPECIAL



Brown - Ral 8017 **G** Cod. 09
CLASSIC



Hammered Copper **I** Cod. J4
SPECIAL



Claret - Ral 3003 Cod. 06
G CLASSIC



Flame Red **I** Cod. 7D
SPECIAL



Red - Ral 3000 **G** Cod. 05
CLASSIC



Matt Powder Rose **M** Cod. 5V
Ral 3012 SPECIAL

Recommended maintenance:

- Clean the surfaces of the radiators using soft cloths so as not to scratch the paint.
- Do not use chemical products for cleaning as they could corrode the paint.
- Do not use porous terracotta humidifiers.

Legenda of surfaces:

G Glossy; **M** Matt; **I** Rough

The colours represented on this page are not be considered definitive. The different technological painting processes and the materials used for applying it may not correspond perfectly to the colour tone of the product delivered. The company Irsap reserves the right to make any modifications it deems necessary for improving the product at any time.

RAL COLOURS: RAL colour range available on request (RAL 90 +/- 5 gloss series wad)



Ice **Cod. 3P**
SPECIAL



Matt Sage Green **Cod. 2V**
Ral 6021 SPECIAL



Green Grass **Cod. N3**
Ral 6018 CLASSIC



Woodland Green **Cod. 19**
Ral 6005 CLASSIC



Agave **Cod. 9N**
SPECIAL




North sea Blue **Cod. 1P**
SPECIAL



Matt Pastel Blue **Cod. 1V**
Ral 5024 SPECIAL



Matt Blue Dove **Cod. 4P**
Ral 5014 SPECIAL



Bluish Lilac **Cod. R3**
Ral 4005 CLASSIC



Azurite 3 **Cod. 6C**
SPECIAL



Deep Blue **Cod. 2F**
Ral 5004 CLASSIC



Manhattan Grey **Cod. 03**
CLASSIC



Matt Light Grey **Cod. 8N**
 SPECIAL



Pearl Grey **Cod. L6**
SPECIAL




Titanium Grey Metallic **Cod. L3**
Ral 9023 SPECIAL



Medium Grey **Cod. 4D**
SPECIAL



Matt Anthracite Grey **Cod. 6V**
Ral 7016 SPECIAL



Hammered Grey **Cod. 32**
Metallic SPECIAL




Black - Ral 9005 **Cod. 10**
CLASSIC



Graphite Black **Cod. 18**
SPECIAL



Satin Black **Cod. 30**
SPECIAL



Matt Black **Cod. K1**
SPECIAL

* The Finishes are obtained through special processing. For the feasibility of finishes and its price to consult the individual product pages. Finishes, like other colors, only feature colors without accessories.

OTHER FINISHES*



Wall Finished **Cod. 6B**



Chrome-plated **Cod. 50**



Satin **Cod. AS**



Mirror **Cod. IS**



Loft Finishing **Cod. TR**
Available only for TESI

IRSAP

IRSAP SPA
45031 Arquà Polesine (RO)

T 0425.466611
F 0425.466662

info@irsap.it
www.irsap.com

COD. DPCATA5EN1123