

**ARPA 23 VERTICAL**

26 elements, height 2020 mm, length 878 mm. Brown finish (cod. 09). Configuration cod. 01.



#### Technical features:

- round section manifold, 30 mm diameter
- 23 mm diameter steel round pipes
- threading at the ends of the manifolds, right G 1/2"
- maximum working pressure 8 bar
- maximum working temperature 95°C

#### Finishes available Surcharge

Standard White  
Classic finishes  
Special finishes  
Other RAL colors

Finishing codes see page 596.

#### Price included:



#### Number of elements:

Radiators with an odd number of elements will be supplied at the same price as a radiator with the next even number of elements.  
For example: a ARPA 23 Vertical 1820 high and 7 elements wide = the price of a ARPA 23 Vertical 1820 high and 8 elements wide.

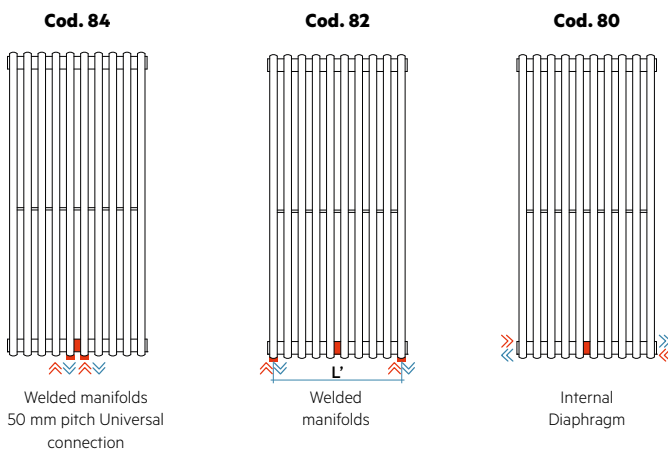


Model	Code	Depth mm	Height H mm	Conn. centre H' mm	Weight Kg	Capacity lt	Thermal Power				Exponent n.	
							$\Delta t=50^{\circ}\text{C}$ Btu/h <b>Watt</b>	$\Delta t=40^{\circ}\text{C}$ Watt	$\Delta t=30^{\circ}\text{C}$ Watt (*) <b>Watt (*)</b>	$\Delta t=20^{\circ}\text{C}$ Watt		
520	<b>SI1 0520 YY 01 A4 01 A</b>	50	520	470	0,46	0,20	89,1	<b>26,1</b>	19,8	<b>13,8</b>	8,3	1,249
550	<b>SI1 0550 YY 01 A4 01 A</b>	50	550	500	0,48	0,20	93,5	<b>27,4</b>	20,7	<b>14,5</b>	8,7	1,251
650	<b>SI1 0650 YY 01 A4 01 A</b>	50	650	600	0,55	0,24	107,8	<b>31,6</b>	23,9	<b>16,6</b>	10,0	1,257
670	<b>SI1 0670 YY 01 A4 01 A</b>	50	670	620	0,56	0,24	110,9	<b>32,5</b>	24,6	<b>17,1</b>	10,3	1,258
700	<b>SI1 0700 YY 01 A4 01 A</b>	50	700	650	0,58	0,25	115,0	<b>33,7</b>	25,4	<b>17,7</b>	10,6	1,259
750	<b>SI1 0750 YY 01 A4 01 A</b>	50	750	700	0,62	0,27	122,1	<b>35,8</b>	27,0	<b>18,8</b>	11,3	1,262
850	<b>SI1 0850 YY 01 A4 01 A</b>	50	850	800	0,69	0,30	136,5	<b>40,0</b>	30,1	<b>20,9</b>	12,5	1,268
870	<b>SI1 0870 YY 01 A4 01 A</b>	50	870	820	0,70	0,31	139,2	<b>40,8</b>	30,7	<b>21,3</b>	12,8	1,269
920	<b>SI1 0920 YY 01 A4 01 A</b>	50	920	870	0,74	0,33	146,0	<b>42,8</b>	32,2	<b>22,4</b>	13,4	1,269
1220	<b>SI1 1220 YY 01 A4 01 A</b>	50	1220	1170	0,95	0,42	187,3	<b>54,9</b>	41,3	<b>28,7</b>	17,1	1,271
1520	<b>SI1 1520 YY 01 A4 01 A</b>	50	1520	1470	1,16	0,52	227,6	<b>66,7</b>	50,2	<b>34,8</b>	20,8	1,273
1820	<b>SI1 1820 YY 01 A4 01 A</b>	50	1820	1770	1,37	0,62	267,5	<b>78,4</b>	58,8	<b>40,6</b>	24,1	1,287
2020	<b>SI1 2020 YY 01 A4 01 A</b>	50	2020	1970	1,50	0,69	293,8	<b>86,1</b>	64,5	<b>44,4</b>	26,2	1,296
2520	<b>SI1 2520 YY 01 A4 01 A</b>	50	2520	2470	1,85	0,85	359,3	<b>105,3</b>	79,1	<b>54,8</b>	32,6	1,280

(\*) Thanks to the high performance of Irsap ARPA 23 Vertical radiators, the ideal  $\Delta t$  for low temperature projects is  $\Delta t$  at 30°C.

For  $\Delta t$  different from 50°C use the formula:  $Q=Q_n (\Delta t / 50)^n$

#### Special Options



#### Manifolds:

The pipefittings welded on the bottom manifold can be positioned at any point at a specified distance between centres. It is compulsory in this type of installation to install a diaphragm during production to ensure the product functions correctly. The minimum possible distance between centres is equal to 50 mm (cod. 84), while the maximum distance depends on the length of the radiator (cod. 82).

The maximum distance between centres is equal to the number of elements - 2 multiplied by 34 (element pitch):  $L' = 34 \times (n^{\circ} \text{ of elements} - 2)$ .

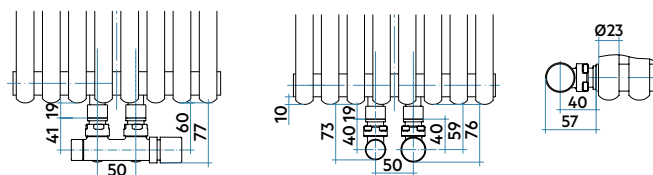
**Bottom Connections (Cod. M82, M84):** For bottom water connections insert an internal flow diverter to the bottom manifold

**Internal Diaphragm (Cod. M80):** Prearrangement for bottom connections with 1/2" welded fittings and internal baffle

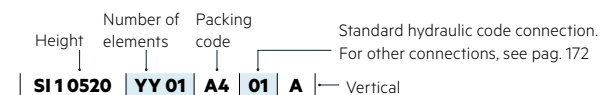
**Configured for connection with single-pipe valve:** connection available only for modul and/or double-pipe systems, no monotube valve with loop - (specify water inlet)

**For other connections see page 172**

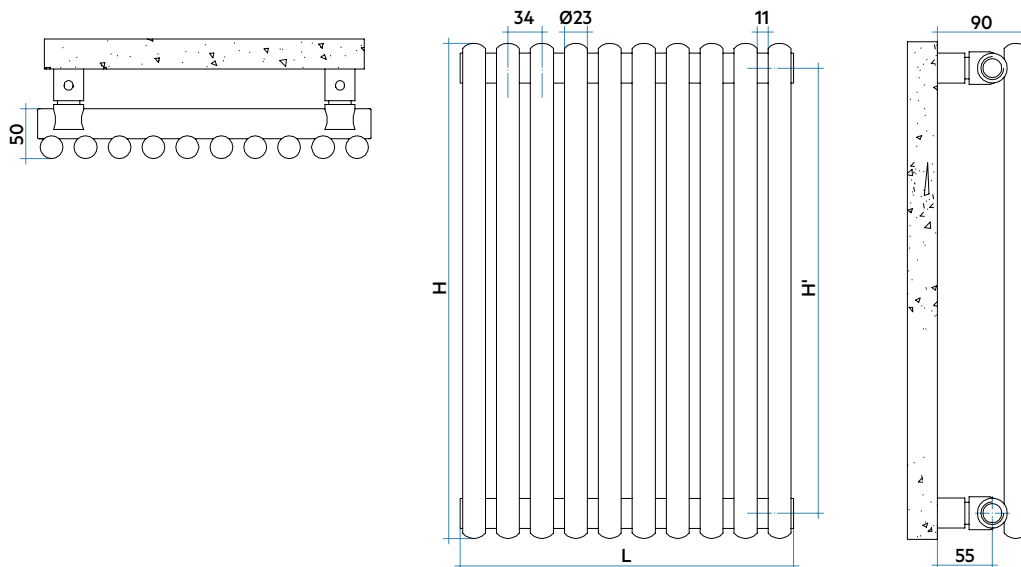
#### Connection dimensions with IRSAP valves



#### Key Codes



Standard White color code.  
For different color codes see the colors page.

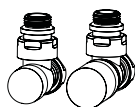


### COMPLETE BATTERY DATA

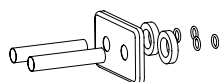
#### HEIGHT (H)

(L)		520	550	650	670	700	750	850	870	920	1220	1520	1820	2020	2520
<b>Lenght mm 130</b> yy = N° elem. 4	W	104	110	126	130	135	143	160	163	171	220	267	314	344	421
<b>Lenght mm 198</b> yy = N° elem. 6	W	157	164	190	195	202	215	240	245	257	329	400	470	517	632
<b>Lenght mm 266</b> yy = N° elem. 8	W	209	219	253	260	270	286	320	326	342	439	534	627	689	842
<b>Lenght mm 334</b> yy = N° elem. 10	W	261	274	316	325	337	358	400	408	428	549	667	784	861	1053
<b>Lenght mm 402</b> yy = N° elem. 12	W	313	329	379	390	404	430	480	490	514	659	800	941	1033	1264
<b>Lenght mm 470</b> yy = N° elem. 14	W	365	384	442	455	472	501	560	571	599	769	934	1098	1205	1474
<b>Lenght mm 538</b> yy = N° elem. 16	W	418	438	506	520	539	573	640	653	685	878	1067	1254	1378	1685
<b>Lenght mm 606</b> yy = N° elem. 18	W	470	493	569	585	607	644	720	734	770	988	1201	1411	1550	1895
<b>Lenght mm 674</b> yy = N° elem. 20	W	522	548	632	650	674	716	800	816	856	1098	1334	1568	1722	2106
<b>Lenght mm 742</b> yy = N° elem. 22	W	574	603	695	715	741	788	880	898	942	1208	1467	1725	1894	2317
<b>Lenght mm 810</b> yy = N° elem. 24	W	626	658	758	780	809	859	960	979	1027	1318	1601	1882	2066	2527
<b>Lenght mm 878</b> yy = N° elem. 26	W	679	712	822	845	876	931	1040	1061	1113	1427	1734	2038	2239	2738
<b>Lenght mm 946</b> yy = N° elem. 28	W	731	767	885	910	944	1002	1120	1142	1198	1537	1868	2195	2411	2948
<b>Lenght mm 1014</b> yy = N° elem. 30	W	783	822	948	975	1011	1074	1200	1224	1284	1647	2001	2352	2583	3159
<b>Lenght mm 1082</b> yy = N° elem. 32	W	835	877	1011	1040	1078	1146	1280	1306	1370	1757	2134	2509	2755	
<b>Lenght mm 1150</b> yy = N° elem. 34	W	887	932	1074	1105	1146	1217	1360	1387	1455	1867	2268	2666	2927	
<b>Lenght mm 1218</b> yy = N° elem. 36	W	940	986	1138	1170	1213	1289	1440	1469	1541	1976	2401	2822	3100	
<b>Lenght mm 1286</b> yy = N° elem. 38	W	992	1041	1201	1235	1281	1360	1520	1550	1626	2086	2535	2979	3272	
<b>Lenght mm 1354</b> yy = N° elem. 40	W	1044	1096	1264	1300	1348	1432	1600	1632	1712	2196	2668	3136		

### Decorative & Technical Accessories



Kit Valves and  
Lockshield valve  
Pag. 562



Pipe cover kit  
Pag. 566

